



Oklahoma County SLFRF Project Status Overview

August 2025

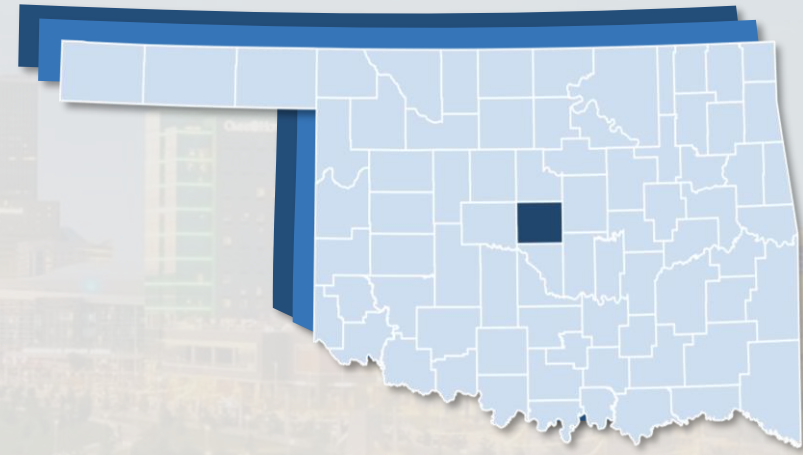




Agenda

1	Fund Status
2	Annual Report Overview
3	Project Overview

01

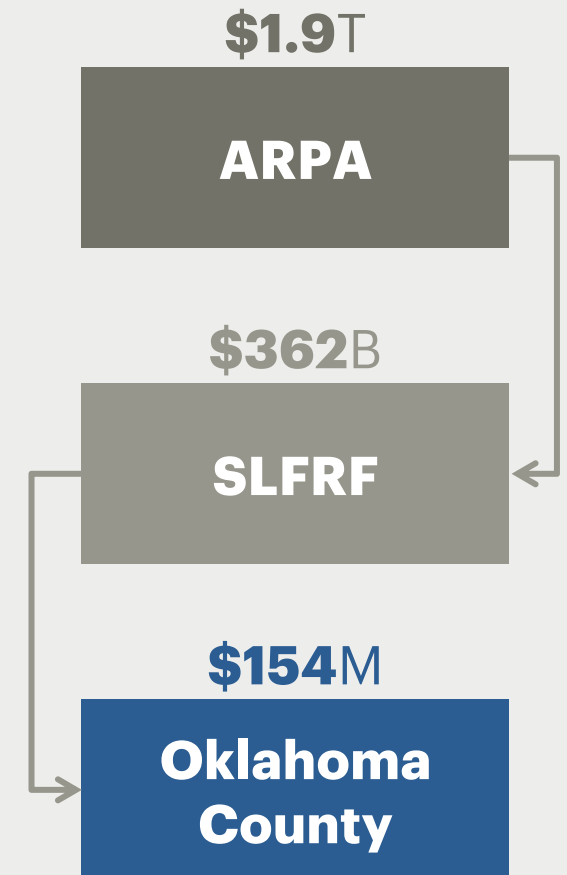


Fund Status

SLFRF and Oklahoma County

General Overview

- The State and Local Fiscal Recovery Funds (SLFRF), authorized by the American Rescue Plan Act (ARPA), allocated \$154,892,206.00 to Oklahoma County.
- This program afforded flexibility in utilizing SLFRF funds for a range of initiatives, including bolstering public sector capacity, providing premium pay for eligible essential workers, and addressing the public health and economic impacts of COVID-19
- Since last years annual report, 14 more projects were completed, totaling 67 finished projects, with \$7 million allocated to 62 new community projects in fall 2024.
- The Board of County Commissioners selected new projects in 2024 targeting areas like food security, mental health, education, and more, fully obligating all remaining funds by December 2024.



SLFRF and Oklahoma County



General Overview



AUTHORIZED FUNDS

REFER TO MONIES
RECEIVED BY THE COUNTY
IN ACCORDANCE WITH
ARPA.



OBLIGATED FUNDS

DESIGNATED AMOUNTS
ALLOCATED BY THE
COUNTY FOR SPECIFIC
PROJECTS.



LIQUIDATED FUNDS

ARE THOSE RELEASED BY
THE COUNTY FOR USE
WITHIN DESIGNATED
PROJECTS.




EXPENDED FUNDS

INDICATE MONIES UTILIZED
BY RECIPIENTS AS PART OF
VARIOUS PROJECTS.

SLFRF and Oklahoma County

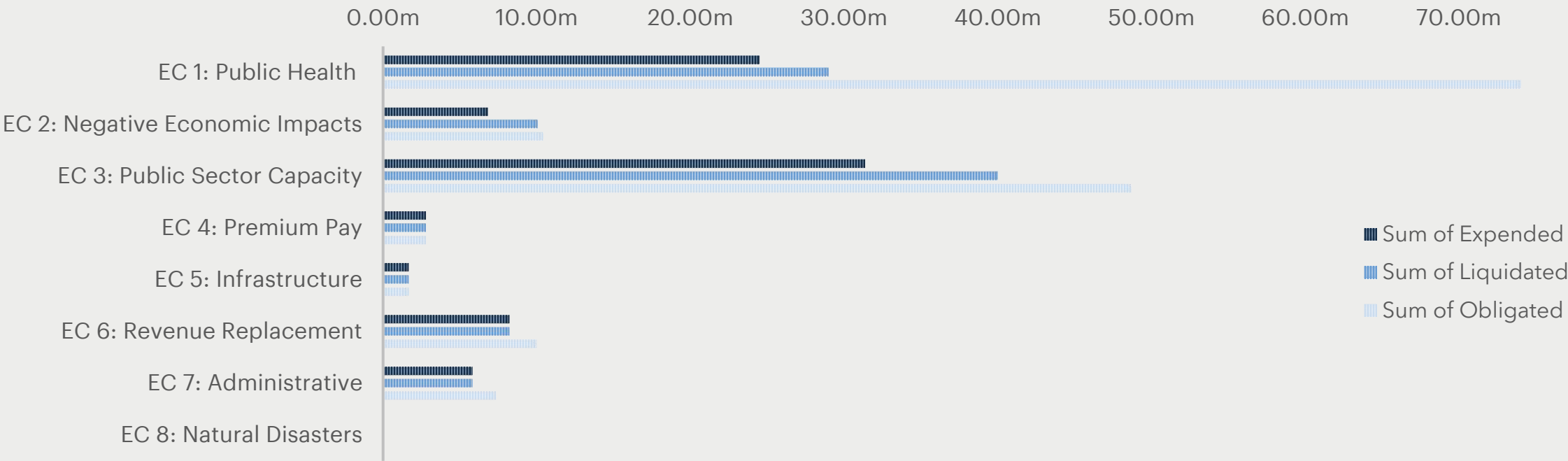


Fund Status – As of June 2026



SLFRF and Oklahoma County

How SLFRF has been prioritized and spent per the Expenditure Categories



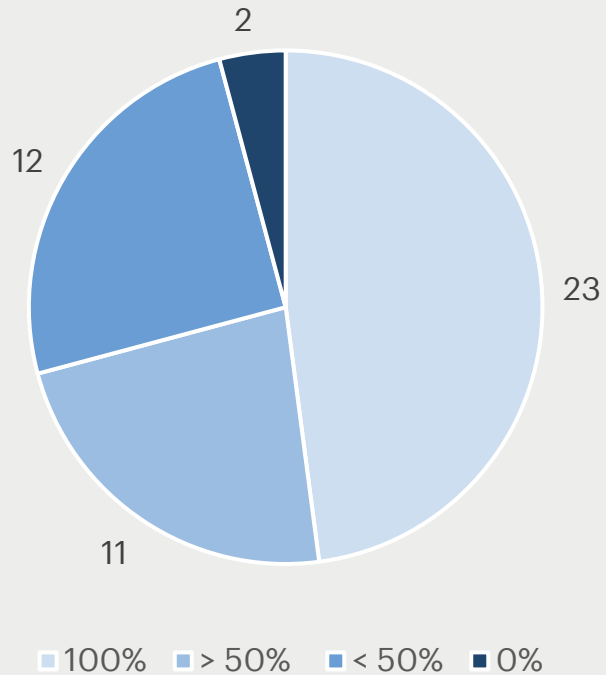
	EC 8: Natural Disasters	EC 7: Administrative	EC 6: Revenue Replacement	EC 5: Infrastructure	EC 4: Premium Pay	EC 3: Public Sector Capacity	EC 2: Negative Economic Impacts	EC 1: Public Health
Sum of Expended	\$30,947.46	\$5,813,000.00	\$8,222,244.86	\$1,672,500.00	\$2,791,131.54	\$31,385,699.92	\$6,831,550.70	\$24,495,456.37
Sum of Liquidated	\$30,947.46	\$5,813,000.00	\$8,222,244.86	\$1,672,500.00	\$2,791,131.54	\$40,011,143.99	\$10,050,682.82	\$28,996,943.76
Sum of Obligated	\$30,947.46	\$7,343,000.00	\$10,000,000.00	\$1,672,500.00	\$2,791,131.54	\$48,689,833.01	\$10,409,160.42	\$74,055,633.57

SLFRF and Oklahoma County

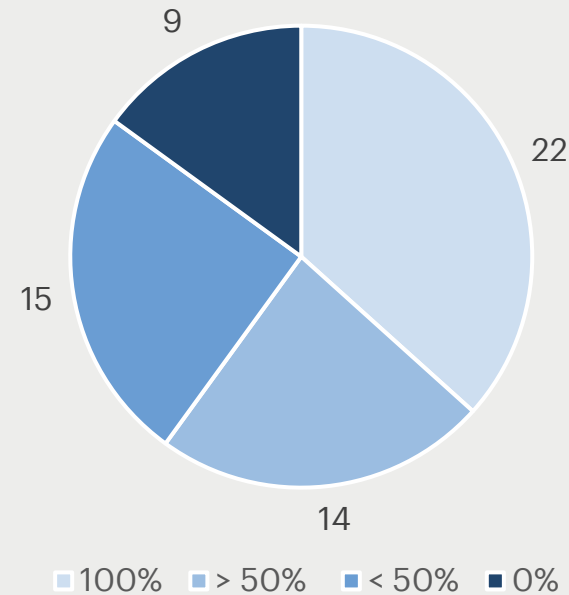
Project Completion Status Per EC



EC 1: Public Health



EC 2: Negative Economic Impacts

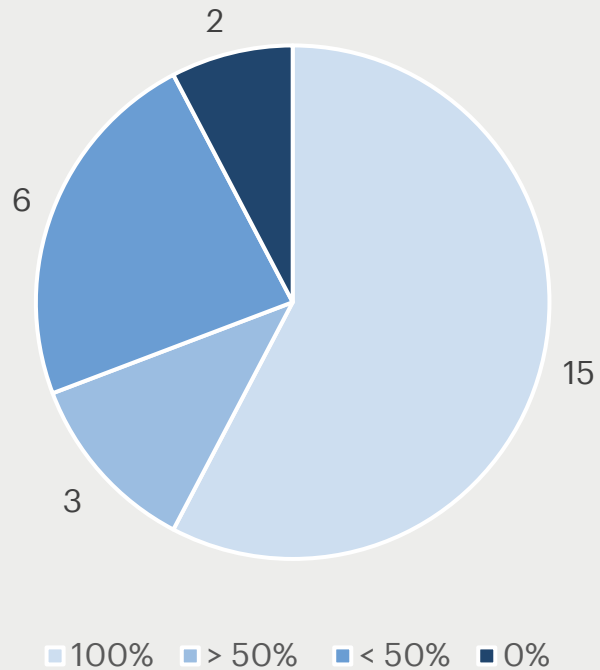


SLFRF and Oklahoma County

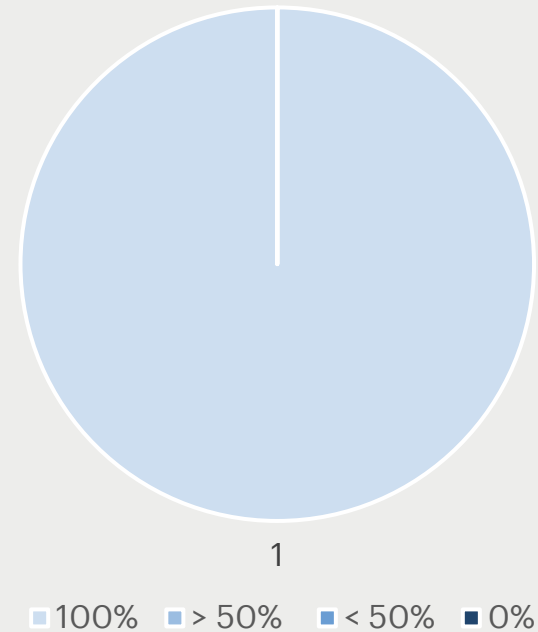
Project Completion Status Per EC



EC 3: Public Sector Capacity



EC 4: Premium Pay

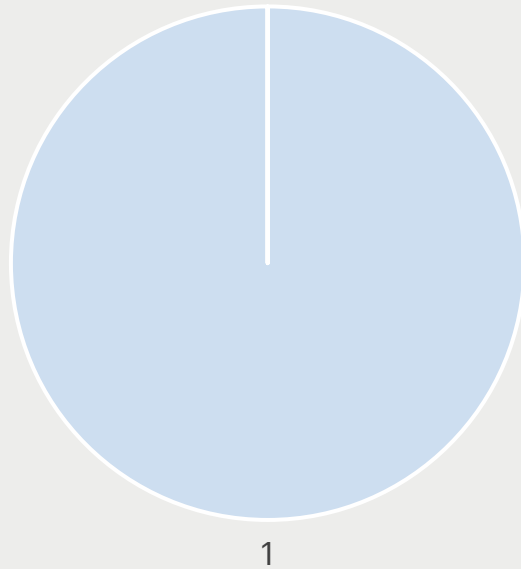


SLFRF and Oklahoma County

Project Completion Status Per EC

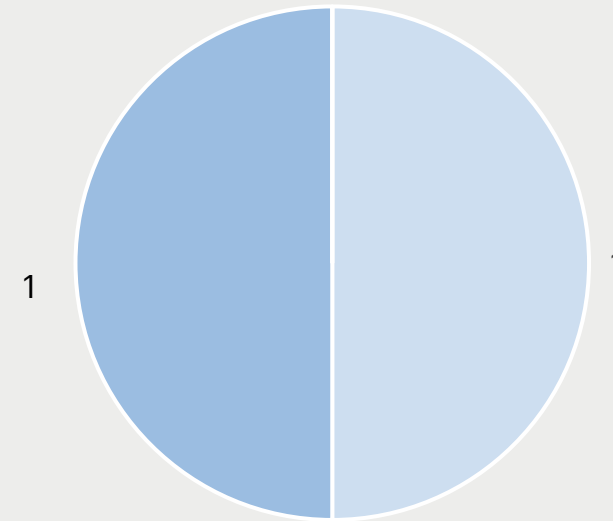


EC 5: Infrastructure



100% > 50% < 50% 0%

EC 6: Revenue Replacement



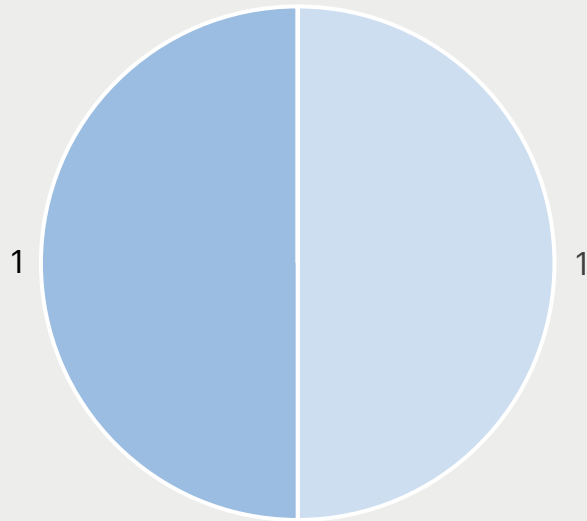
100% > 50% < 50% 0%

SLFRF and Oklahoma County

Project Completion Status Per EC

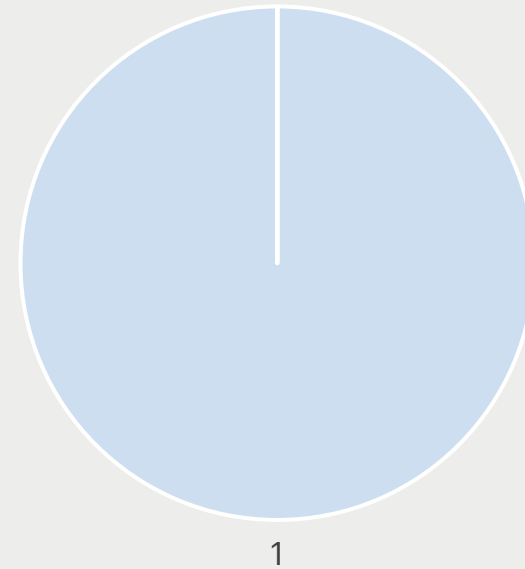


EC 7: Administrative



100% > 50% < 50% 0%

EC 8: Natural Disasters



100% > 50% < 50% 0%

SLFRF and Oklahoma County

Project Completion Status Per EC



142

Projects Approved

66

Projects Completed

33

Projects Completed < 50%

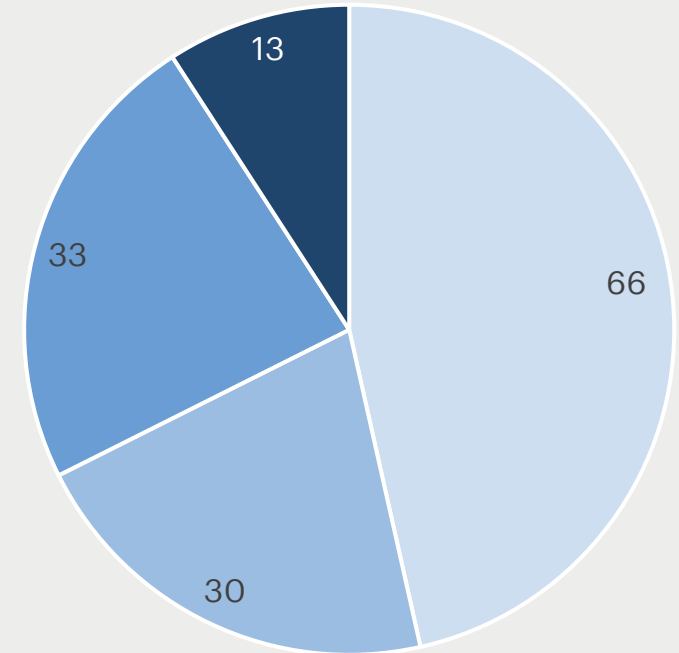
30

Projects Completed > 50%

13

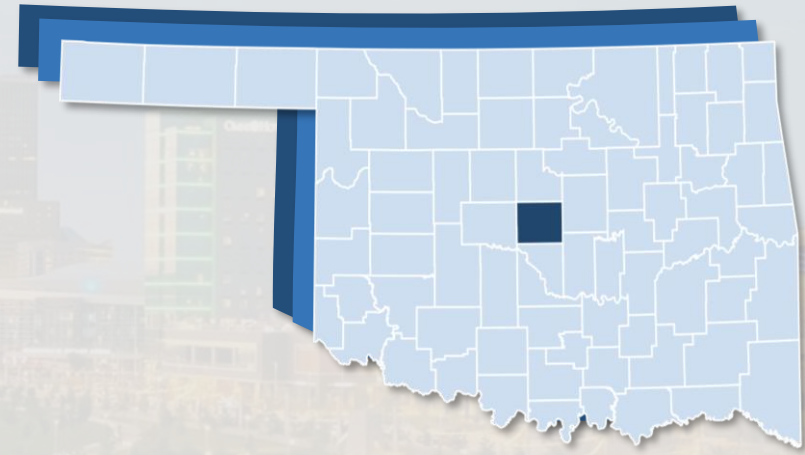
Projects Yet to Start

All Projects



100% > 50% < 50% 0%

02



Annual Report Overview

SLFRF and Oklahoma County

Annual Report Overview



01.

General
Overview

02.

Fund Updates

03.

Community
Engagement

04.





Compliance &
Regulations

05.

Performance
Reporting

06.

Project
Inventory



SLFRF and Oklahoma County

Annual Report Overview



EC 1: Public Health

Total Projects: 48

EC 2: Negative Economic Impacts

Total Projects: 60

EC: 3 Public Sector Capacity

Total Projects: 26

EC 4: Premium Pay

Total Projects: 1

EC 5: Infrastructure

Total Projects: 2

EC 6: Revenue Replacement

Total Projects: 2

EC: 7 Administrative

Total Projects: 2

EC 8: Natural Disasters

Total Projects: 1

SLFRF and Oklahoma County

Annual Report Overview



EC 1: Public Health

The County allocated funding for 48 public health projects addressing a range of initiatives. These include the procurement of COVID-19 supplies such as PPE kits, masks, gloves, and testing materials; the implementation of social distancing measures in commonly used public facilities to improve congregate settings; enhancements to contact tracing for better monitoring and detection; and efforts to address additional public health challenges such as mental health, substance abuse, and community violence.

EC 2: Negative Economic Impacts

To alleviate the economic impacts of COVID-19 the County approved 60 projects, targeting sectors such as education, health, affordable housing, and food security for populations most affected by the economic fallout of the pandemic. These initiatives include support for non-profit community organizations that assist vulnerable county residents in areas such as nutrition, housing, and workforce development, and County-led programs through the Home Finance Authority. Furthermore, the County has allocated funds to select organizations within the tourism sector, recognizing the industry's significant losses during the pandemic.

EC 3: Public Sector Capacity

In order to enhance the capacity and resilience of the Public Sector in response to public health and economic challenges, the County allocated funding to 26 projects. These initiatives encompass essential cybersecurity and system upgrades, alongside significant infrastructure enhancements to address rising demand.

EC 4: Premium Pay

County employees who satisfied the Premium Pay eligibility criteria received a one-time stipend. Eligibility was determined based on pay, hours worked, and the monthly pay rate as of June 30, 2022. All Oklahoma County employees are classified as public sector government workers who received these funds and meet the definition of "eligible worker" under the interim final rule.

SLFRF and Oklahoma County

Annual Report Overview



EC 5: Infrastructure

Two infrastructure projects were approved by the County. The first involves a comprehensive meter replacement initiative, while the second focuses on enhancing inventory management of underground infrastructure associated with stormwater collection systems.

EC 6: Revenue Replacement

Within Revenue Replacement, the County authorized two projects. Allocated funds have facilitated the acquisition of property for a mental health facility. The remaining resources are designated for the replacement and life safety enhancements of the HVAC system at the existing County jail.

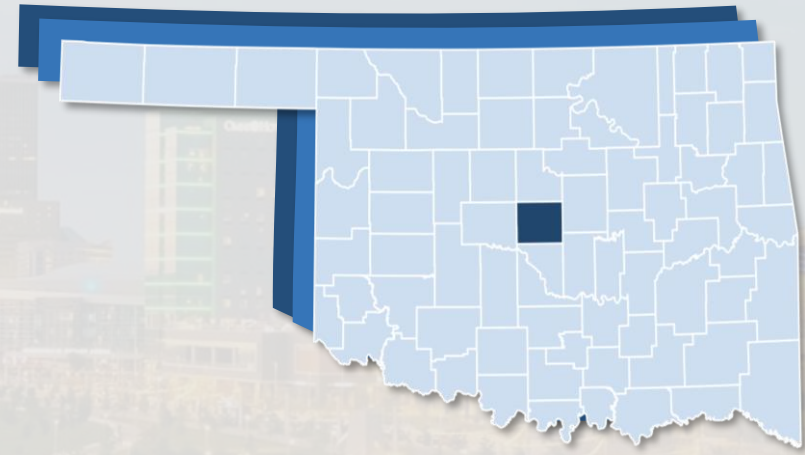
EC 7: Administrative

To manage the SLFRF's wide range of eligible expenses and diverse monitoring requirements, the County works with a consultant to help with the administration, reporting and compliance of the fund.

EC 8: Natural Disasters

The County provided funds to the Deer Creek fire department for the purchase of a generator, which allows the department to maintain operations in both its local area and neighboring regions during power shortages.

02



Project Overview

EC 1: Public Health

✓ 1.2: COVID-19 Testing

✓ 1.3: COVID-19 Contact Tracing

✓ 1.4: Prevention in Congregate Settings

✓ 1.5: Personal Protective Equipment

✓ 1.6: Medical Expenses

✓ 1.7: Other COVID-19 Public Health Expenses

✓ 1.11: Community Violence Interventions

✓ 1.12: Mental Health Services

✓ 1.13: Substance Use Services

✓ 1.14: Other Public Health Services

EC 1: Public Health

Focuses on key areas to address the impact of COVID-19 and improve public health infrastructure

COVID-19 Supplies:

- ✓ Provision of PPE kits
- ✓ Testing kits

Improvements to Congregate Settings:

- ✓ Enhancements in public facilities to support social distancing and reduce the spread of the virus

Contact Tracing:

- ✓ Monitoring and detection capabilities to track and manage COVID-19 cases

Mental Health Programs:

- ✓ Expansion of services and enlargement of facilities to support mental health needs

Community Violence Interventions:

- ✓ Efforts for reduction of gun violence and recidivism



KPI Spotlight – Public Health

The below projects have measurable generational impacts.

1.2: COVID-19 Testing

Supports testing initiatives to identify and control the spread of COVID-19

Total Projects

✓ 4

Total Authorized Amount

✓ \$290,465.92

Outcome

✓ 11,775 Tests Ordered

1.3: COVID-19 Contact Tracing

Activities for identifying and notifying individuals who may have been exposed to COVID-19

Total Projects

✓ 2

Total Authorized Amount

✓ \$1,162,239.98

Outcome

✓ 195 Contact Tracing Cameras Installed

1.4: Prevention in Congregate Settings

Preventing the spread of COVID-19 in high-risk congregate settings such as dense worksites

Total Projects

✓ 9

Total Authorized Amount

✓ \$14,457,322.73

Outcome (per day)

✓ 1,700 Staff Benefited

KPI Spotlight – Public Health

The below projects have measurable generational impacts.

1.5: Personal Protective Equipment

Acquisition and distribution of personal protective equipment

Total Projects

✓ 3

Total Authorized Amount

✓ \$81,874.10

Outcome

✓ 41,350 Masks
✓ 3,374,720 Gloves

1.6: Medical Expenses

To cover the increased medical costs associated with the treatment of COVID-19 patients

Total Projects

✓ 7

Total Authorized Amount

✓ \$5,429,539.51

Outcome

✓ 117 Cremation Services
✓ 14,527 Covid Reimbursements

1.7: Other COVID-19 Public Health Expenses

Other necessary public health expenses related to the COVID-19

Total Projects

✓ 2

Total Authorized Amount

✓ 408,530.00

Outcome

✓ 1,647 Luther Residents with access to EMS

KPI Spotlight – Public Health

The below projects have measurable generational impacts.

1.11: Community Violence Interventions

To reduce community violence through intervention programs, including outreach services, conflict resolution, and support for at-risk individuals

Total Projects

✓ 6

Total Authorized Amount

✓ \$9,713,288.36

Outcome

- ✓ ReMerge: 34 intakes placed in subsidized housing
- ✓ Mid-Del Youth & Family Center: 151 individuals assisted, 153 new phones provided

1.12: Mental Health Services

To expand access to mental health services, including counseling, therapy, crisis intervention, and support for individuals experiencing mental health challenges

Total Projects

✓ 10

Total Authorized Amount

✓ \$42,923,885.20

Outcome

- ✓ Tele-Mental Health: 463 total sessions provided
- ✓ Variety Care: 2,224 behavioral health services provided

KPI Spotlight – Public Health

The below projects have measurable generational impacts.

1.13: Substance Use Services

Preventing and treating substance use disorders, including funding for treatment programs, recovery services, and harm reduction strategies

Total Projects

✓ 3

Total Authorized Amount

✓ 264,847.41

Outcome

- ✓ Integris Health: Financial assistance to 4 qualified patients to help cover in-patient treatment days
- ✓ Peaceful Family Solutions: Conducted two therapeutic day camps and the March Day camps, serving a total of 32 teens

1.14: Other Public Health Services

Essential public health services that support overall community health and safety, including initiatives like health education, immunization programs, and chronic disease management

Total Projects

✓ 2

Total Authorized Amount

✓ \$94,287.92

Outcome

- ✓ HAU: 14,626 Individuals served
- ✓ County Indigent Pharmacy: 395 prescriptions provided

EC 2: Negative Economic Impacts

- ✓ 2.1: Household Assistance: Food Programs
- ✓ 2.2: Household Assistance: Rent, Mortgage, and Utility Aid
- ✓ 2.10: Assistance to Unemployed or Underemployed Workers
- ✓ 2.13: Healthy Childhood Environments: Services to Foster Youth or Families Involved in Child Welfare System
- ✓ 2.15: Long-term Housing Security: Affordable Housing
- ✓ 2.16: Long-term Housing Security: Services for Unhoused Persons
- ✓ 2.18: Housing Support: Other Housing Assistance
- ✓ 2.21: Medical Facilities for Disproportionately Impacted Communities
- ✓ 2.22: Strong Healthy Communities: Neighborhood Features that Promote Health and Safety
- ✓ 2.23: Strong Healthy Communities: Demolition and Rehabilitation of Properties
- ✓ 2.24: Addressing Educational Disparities: Aid to High-Poverty Districts
- ✓ 2.25: Addressing Educational Disparities: Academic, Social, and Emotional Services
- ✓ 2.26: Addressing Educational Disparities: Mental Health Services
- ✓ 2.34: Assistance to Impacted Nonprofit Organizations
- ✓ 2.35: Aid to Tourism, Travel, or Hospitality

EC 2: Negative Economic Impacts

Address the financial challenges faced by individuals and communities due to the COVID-19 pandemic


Food Programs

**Rent and utility
Assistance**

**Assistance to
Unemployed or
Underemployed
Workers**

**Long Term Housing
Security**

**Assistance to
Nonprofits**



KPI Spotlight – Negative Economic Impacts

The below projects have measurable generational impacts.

2.1: Household Assistance: Food Programs

Providing food aid to households experiencing food insecurity. This encompasses funding for food banks, meal delivery services, and other food assistance programs.

Total Projects

✓ 4

Total Authorized Amount

✓ \$720,000.00

Outcome: Households Served

- ✓ Regional Food Bank: 36,113
- ✓ RestoreOKC: 18,500

2.2: Household Assistance: Rent, Mortgage, and Utility Aid

To assist households facing financial hardships in paying rent, mortgages, and utilities. Includes direct financial aid, eviction prevention programs, and utility payment assistance.

Total Projects

✓ 3

Total Authorized Amount

✓ \$356,346.92

Outcome: Eviction and Rental Assistance

- ✓ Legal Aid: 129 households
- ✓ Spero Project: 34 households

2.10: Assistance to Unemployed or Underemployed Workers

Supports programs that provide financial assistance, job training, and employment services to workers who are unemployed or underemployed.

Total Projects

✓ 3

Total Authorized Amount

✓ \$455,000

Outcome

- ✓ DRTC: 2391 people with disabilities provided information about opportunities for self-employment

KPI Spotlight – Negative Economic Impacts

The below projects have measurable generational impacts.

2.13: Healthy Childhood Environments

Services to Foster Youth or Families Involved in Child Welfare System. Services may include counseling, educational support, recreational activities, mentorship programs, and other resources.

Total Projects

✓ 2

Total Authorized Amount

✓ \$45,000.00

Outcome

✓ 111 Project: 152 households receiving assistance through their CarePortal

2.15: Long-term Housing Security: Affordable Housing

Development and maintenance of affordable housing units to ensure long-term housing security. This includes new affordable housing, renovating existing properties, and providing financial assistance.

Total Projects

✓ 4

Total Authorized Amount

✓ \$2,300,000.00

Outcome: Affordable housing access: New Homes

✓ Housing for Communities: 6
✓ Turning point: 47

2.16: Long-term Housing Security: Services for Unhoused Persons

Services to help individuals who are homeless secure stable housing. Services may include emergency shelters, transitional housing, case management, job training, mental health support, etc.

Total Projects

✓ 5

Total Authorized Amount

✓ \$1,180,716.00

Outcome

✓ Cardinal Community House: 21 individuals showed improvement in key health indicators

KPI Spotlight – Negative Economic Impacts

The below projects have measurable generational impacts.

2.18: Housing Support: Other Housing Assistance

Forms of housing assistance not covered by other specific categories. This aims to ensure housing stability through a wide range of support services.

Total Projects

✓ 3

Total Authorized Amount

✓ \$450,000.00

Outcome

✓ Rebuilding Together: 74 affordable housing units preserved or developed

2.21: Medical Facilities for Disproportionately Impacted Communities

Construct and enhance medical facilities in communities. This includes building new clinics, upgrading existing healthcare infrastructure, and providing specialized services.

Total Projects

✓ 1

Total Authorized Amount

✓ \$300,000.00

Outcome

✓ CHCI: Phase 1 – 100%; Phase 2 – 15%; Phase 3 – not started

2.22: Strong Healthy Communities: Neighborhood Features that Promote Health and Safety

Enhance neighborhood features contributing to health and safety, such as parks, recreational facilities, community centers, and walkable streets.

Total Projects

✓ 2

Total Authorized Amount

✓ \$105,000.00

Outcome

✓ City of Bethany: 7 homes with sidewalk installed spanning 400 feet

KPI Spotlight – Negative Economic Impacts

The below projects have measurable generational impacts.

2.23: Strong Healthy Communities: Demolition and Rehabilitation of Properties

Demolition of blighted properties and the rehabilitation of neglected or abandoned buildings.

Total Projects
✓ 2

Total Authorized Amount
✓ \$120,000.00

Outcome
✓ Christmas Connection: Capacity increase to provide services

2.24: Addressing Educational Disparities: Aid to High-Poverty Districts

Funding may be used for improving school facilities, providing additional educational resources, hiring staff, and implementing programs that support academic achievement.

Total Projects
✓ 4

Total Authorized Amount
✓ \$381,003.60

Outcome
✓ Opry Heritage Foundation: 100 students participating in evidence-based tutoring program

2.25: Addressing Educational Disparities: Academic, Social, and Emotional Services

Services to enhance the academic, social, and well-being of students. Includes tutoring, extracurricular activities, mental health counseling, and initiatives designed to create a supportive school environment.

Total Projects
✓ 5

Total Authorized Amount
✓ \$630,000.00

Outcome
✓ Number of students participating in evidence-based tutoring program: 713

KPI Spotlight – Negative Economic Impacts

The below projects have measurable generational impacts.

2.26: Addressing Educational Disparities: Mental Health Services

Services to support students' mental well-being. This can involve hiring counselors, creating wellness programs, offering crisis intervention, and ensuring access to the mental health resources.

Total Projects

✓ 1

Total Authorized Amount

✓ \$225,000.00

Outcome

- ✓ Urban Bridge: Mental Health and Wellness program which promotes holistic well-being

2.34: Assistance to Impacted Nonprofit Organizations

Financial aid to nonprofit organizations that have been impacted by the pandemic.

Total Projects

✓ 14

Total Authorized Amount

✓ \$2,273,000.00

Outcome

- ✓ CARE Center: 149 mental health advocacy & referral services and 105 wellness exams

2.35: Aid to Tourism, Travel, or Hospitality

Funding may be used for marketing campaigns, operational support, workforce training, and initiatives to stimulate economic recovery.

Total Projects

✓ 7

Total Authorized Amount

✓ \$883,249.00

Outcome

- ✓ First Americans Museum: 194,509 additional monthly visitors

EC 3: Public Sector Capacity

✓ 3.1: Public Sector Workforce: Payroll and Benefits

✓ 3.4: Public Sector Capacity: Effective Service Delivery


✓ 3.5: Public Sector Capacity: Administrative Needs

EC 3: Public Sector Capacity

Public Sector Workforce

Effective Service Delivery

Administrative Needs



KPI Spotlight – Public Sector Capacity

The below projects have measurable generational impacts.

3.1: Public Sector Workforce: Payroll and Benefits

Provide financial assistance to essential workers who have played a critical role during the pandemic.

Total Projects

✓ 2

Total Authorized Amount

✓ \$18,042,568.32

Outcome

- ✓ Payroll and benefit coverage for the sheriffs staff that had increased time spent responding to COVID

3.4: Public Sector Capacity: Effective Service Delivery

Improving the delivery of public services by increasing the capacity and capabilities of public sector institutions to meet the needs of the community effectively.

Total Projects

✓ 5

Total Authorized Amount

✓ \$6,764,997.29

Outcome

- ✓ Detention Center: 22,438 virtual meetings held with family/lawyers

3.5: Public Sector Capacity: Administrative Needs

Addressing requirements to support the efficient functioning of public sector entities, including upgrading infrastructure and providing necessary resources for optimal performance.

Total Projects

✓ 19

Total Authorized Amount

✓ \$23,458,971.33

Outcome

- ✓ Increased cybersecurity
- ✓ Structural facility improvements

EC 4: Premium Pay

✓ 4.1: Public Sector Employees

Funds can be used to support the payroll and benefits of public safety personnel such as police officers, firefighters, and emergency medical technicians who have been critical in managing the public safety aspects of the pandemic.

EC 4: Premium Pay



4.1: Public Sector Employees



Denotes Project Completion



Denotes County Project

Project	Project Summary	Outcomes (KPI)
<div>10131 - BOCC</div> <div>✓ \$2,791,131.54</div> <div></div>	<div>Premium Pay</div> <div>Oklahoma County provided a one-month stipend per eligible employee.</div> <div>Eligibility was determined by pay and hours worked and the monthly pay at the time of 6/30/2022.</div> <div>Directors validated employee worked 173.33 hours in aggregate to receive the one-month stipend. Directors validated employees were either non-exempt employees or exempt employees under the threshold</div>	<div>• 669 workers were served</div> <div></div>



EC 5: Infrastructure

✓ 5.6: Clean Water:
Stormwater

✓ 5.18: Water and Sewer:
Other

KPI Spotlight – Infrastructure

The below projects have measurable generational impacts.

5.6: Clean Water: Stormwater

Includes a range of projects and initiatives aimed at managing stormwater and improving water quality. Uses may include improvements to stormwater systems to manage and reduce runoff and construction of infrastructure designed to prevent flooding.

Total Projects

✓ 1

Total Authorized Amount

✓ \$1,422,500.00

Outcome

✓ Creation of a detailed inventory of culverts throughout the county, identify problems and take the appropriate action to correct issues.

5.18: Water and Sewer: Other

Building new water and sewer systems as well as repairing or replacing existing infrastructure. This could cover a wide range of activities from laying new pipes to upgrading treatment plants to ensure efficient and safe water delivery and waste management.

Total Projects

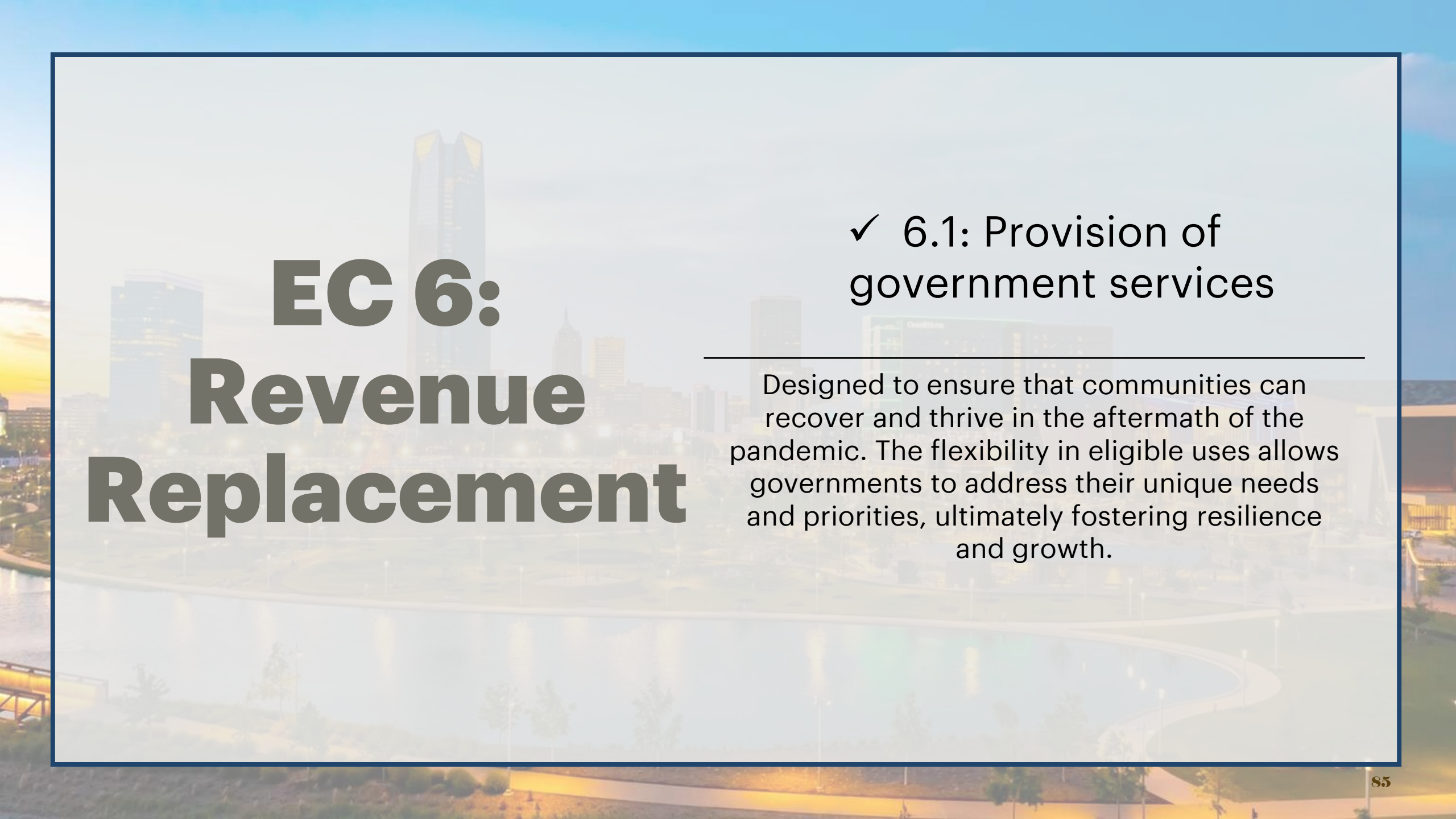
✓ 1

Total Authorized Amount

✓ \$250,000.00

Outcome

✓ City of Bethany water meter replacements: 260




EC 6: Revenue Replacement

✓ 6.1: Provision of government services


Designed to ensure that communities can recover and thrive in the aftermath of the pandemic. The flexibility in eligible uses allows governments to address their unique needs and priorities, ultimately fostering resilience and growth.

EC 6: Revenue Replacement



6.1: Provision of Government Services



Denotes Project Completion



Denotes County Project

Project	Project Summary	Outcomes (KPI)
<div>10000 – BOCC</div> <div>✓ \$4,500,000.00</div> <div></div>	<div>Mental Health Facility Land Purchase - Revenue Replacement</div> <div>Oklahoma County elected to take the \$10,000,000 standard allowance for Revenue Replace. The County has utilized \$4.5M of the \$10M allowance to purchase the land they intend to build the Medical and Behavioral Health Facility that will services the detainee population at the new County Jail site. The remaining land on the lot will be used to house the new jail site.</div>	<div>• Procurement of land</div>
<div>10073 – BOCC</div> <div>✓ \$5,550,000.00</div> <div></div>	<div>HVAC for Detention Center</div> <div>This project involves two parts: First, a Digitally balance the Siemens system which entails tracking, identifying, and labeling where each duct, wire, and sensor are located.</div>	<div>• Improved air quality</div>






EC 7: Administrative


✓ 7.01 Administrative Expenses



According to Treasury guidance, this expenditure category is intended to cover administrative costs associated with the effective implementation, oversight, and compliance of ARPA-funded programs. This includes both internal government functions and contracted support necessary to manage the complexity of ARPA reporting, compliance, and community engagement.

EC 6: Revenue Replacement

6.1: Provision of Government Services

 Denotes Project Completion

 Denotes County Project

Project		Project Summary	Outcomes (KPI)
00001 – BOCC ✓ \$2,603,000.00		ARPA Consulting March 2022 - June 2023 The County exercised its authority under the final rule to engage consultants for assistance with fund administration. These consultants commenced their support in March 2022, providing expertise in project management, subrecipient oversight, compliance, and reporting.	<ul style="list-style-type: none">• Number of Quarterly Report submitted: 6• Number of Annual Recovery Plan Performance Reports submitted: 1
00002 – BOCC ✓ \$4,740,000.00		ARPA Consulting July 2023 – December 2026 The County exercised its authority under the final rule to engage consultants for assistance with fund administration. The consultants aid the county with their project management, subrecipient management, compliance, and reporting.	<ul style="list-style-type: none">• Number of Quarterly Report submitted: 4• Number of Annual Recovery Plan Performance Reports submitted: 1





EC 8: Relief from Natural Disasters

- ✓ 8.11: Other Emergency Relief: Natural Disaster that has Occurred/Expected to Occur Imminently
-

To ensure that communities are not only able to respond effectively to natural disasters but also to recover and build resilience against future events. By addressing immediate relief needs, supporting infrastructure and community recovery, and promoting economic and social well-being.

EC 8: Natural Disasters

 Denotes Project Completion

 Denotes County Project

8.11: Other Emergency Relief: Natural Disaster that has Occurred/Expected to Occur Imminently

Project	Project Summary	Outcomes (KPI)
20152 – Deer Creek ✓ \$30,947.46	Natural Disaster Generator Services The Deer Creek Fire Department received funds as a subrecipient to provide local government fire departments with back-up generators. In case of an emergency, this generator helps blow water and serves as a plunger for the fire department if they run out of power and is crucial for emergency operations.	<ul style="list-style-type: none">Oklahoma Generator fully installs a 48kW generator with transfer switch, and all necessary equipment for proper installation and operation of the generator including warranty: completed



THANK YOU

