

ANNUAL ADOPTED BUDGET  
OKLAHOMA COUNTY, OKLAHOMA  
FISCAL YEAR 2020-2021

PREPARED IN THE OFFICE OF  
DAVID B. HOOTEN  
OKLAHOMA COUNTY CLERK




PHOTO COURTESY OF  
RICK BUCHANAN



## Oklahoma County Elected Officials



**Carrie Blumert,  
Commissioner District 1**



**Brian Maughan,  
Commissioner District 2**



**Kevin Calvey,  
Commissioner District 3**



**David B. Hooten,  
County Clerk**



**Forrest "Butch"  
Freeman,  
County Treasurer**



**Larry Stein,  
County Assessor**



**Rick Warren,  
Court Clerk**



**P.D. Taylor,  
County Sheriff**

## Oklahoma County Excise Board Members



**Randel Shadid-Chairman**



**Melvin Combs, Vice-Chairman**



**Patrick Crawley-Member**

The Excise Board is responsible for examination and final approval of the County budget. The Board is comprised of three members one appointed by each of the following: Oklahoma Tax Commission, Board of County Commissioners, and the District Judges.



**David Prater, District Attorney**

### **Budget Evaluation Team**

The County Elected Officials established a team of finance and management staff to assist in evaluation of the budget requests and budget process improvements. Special thanks to the following individuals who served on this team:

- Cody Compton, Commissioner's Office, District 1
- Christie Tretheway-Miller, County Treasurer's Office
- Danny Lambert, County Clerk's Office
- Danny Honeycutt, County Sheriff's Office
- Amy Laurent, County Court Clerk's Office
- Mike Morrison, County Assessor's Office
- Brandi Mertens, Commissioner's Office, District 2
- Myles Davidson, Commissioner's Office, District 3

TO THE CITIZENS OF OKLAHOMA COUNTY, OKLAHOMA

June 18, 2020

The Budget Board of Oklahoma County met in a special meeting on May 21st to develop the 2020-2021 Budget. The Board received estimates of needs from all County Departments for the fiscal year 2020-2021. The total General Fund budget requests along with estimated transfers out totaled \$107,518,025. Available general fund revenues including budgetary fund balance for the fiscal year 2020-2021 were estimated at \$105,693,802.

After much deliberation, the Board reduced requests to available revenues and proposed a balanced budget for public hearing on June 11, 2020. The final Budget was adopted on May 21, 2020.

The Board's commitment to fiscal responsibility by appropriating tax dollars prudently without requesting new sources of income from the taxpayers is commendable.

Oklahoma County follows the guidelines of the County Budget Act as set out in Title 19, Section 1410 of Oklahoma Statutes in developing and approving a balanced budget:

§ 1410. Fund Budgets required - Format - Contents

A. At least thirty (30) days prior to the beginning of each fiscal year, a budget for each fund of the county for which a budget is required shall be completed by the county budget board. Each budget shall provide a complete financial plan for the budget year. The budget format shall be as prescribed by the State Auditor and Inspector. The format shall contain at least the following in tabular form for each fund, itemized by department and account within each fund:

1. Actual revenues and expenditures for the immediate prior fiscal year;
2. Estimated actual revenues and expenditures for the current fiscal year; and
3. Estimated revenues and proposed expenditures for the budget year.

The Board has made every effort to comply with the purpose of the Budget Act which is:

1. Establish uniform and sound fiscal procedures for the preparation, adoption, execution and control of budgets;
2. Enable counties to make financial plans for both current and capital expenditures and to ensure that their executive staffs administer their respective functions in accordance with adopted budgets;
3. Make available to the public and investors sufficient information as to the financial conditions, requirements and expectations of the county government;

4. Assist county governments to improve and implement generally accepted accounting principles as applied to governmental accounting, auditing, and financial reporting and standards of governmental finance management.

The Budget Board plan as presented herein is an estimate and cannot be finalized because it is not possible to know with certainty the operating reserve or actual income before June 30th of any fiscal year. These estimates will be adjusted and presented for final approval at the same time the ad valorem levies for the general fund and debt service fund are presented for Excise Board approval. Depending on revised figures, budgets may be increased or decreased in September.

The Chairman of the Board would like to thank every member of the Budget Board for their dedication to fiscal responsibility and cooperation in the meetings, leading to a balanced budget.

Very truly yours,

---

Kevin Calvey, Chairman  
Oklahoma County Budget Board

---

Forrest "Butch" Freeman,  
Vice-Chairman  
Oklahoma County Budget Board

ATTEST:

---

David B. Hooten, Secretary  
Oklahoma County Budget Board

ADOPTION OF COUNTY BUDGET

STATE OF OKLAHOMA, COUNTY OF OKLAHOMA

We, the members of the Budget Board of said County and State, do hereby certify that we have adopted the Oklahoma County Budget as is herewith presented this 18th day of June, 2020. Please be aware that the budget plan as presented herein is an estimate and cannot be finalized because it is not possible to know with certainty the operating reserve or actual income before June 30th of any fiscal year. These estimates will be adjusted and presented for final approval at the same time the ad valorem levies for the general fund and debt service fund are presented to this Board for approval. Depending on revised figures, budgets may be increased or decreased. Final approval on this Budget will be done by this Board in September.

OKLAHOMA COUNTY BUDGET BOARD

\_\_\_\_\_  
KEVIN CALVEY  
CHAIRMAN

\_\_\_\_\_  
FORREST "BUTCH" FREEMAN  
VICE-CHAIRMAN

ATTEST:

\_\_\_\_\_  
DAVID B. HOOTEN, SECRETARY TO  
OKLAHOMA COUNTY BUDGET BOARD

CERTIFICATION OF EXCISE BOARD

STATE OF OKLAHOMA, COUNTY OF OKLAHOMA

We, the undersigned members of the Oklahoma County Excise Board, certify that we have examined the recommended budget of the Oklahoma County Budget Board and do herewith approve said Budgets this 15th day of June, 2020. Please be aware that the Budget plan as presented herein is an estimate and cannot be finalized because it is not possible to know with certainty the operating reserve or actual income by June 30th of any fiscal year. These estimates will be adjusted and presented for final approval at the same time the ad valorem levies for the general fund and debt service fund are presented to this Board for approval. Depending on revised figures, budgets may be increased or decreased. Final approval on this Budget will be done by this Board in September.

OKLAHOMA COUNTY EXCISE BOARD

\_\_\_\_\_  
RANDEL SHADID,  
CHAIRMAN

\_\_\_\_\_  
MELVIN COMBS JR,  
VICE-CHAIRMAN

\_\_\_\_\_  
PATRICK CRAWLEY  
MEMBER

ATTEST:

\_\_\_\_\_  
DAVID B. HOOTEN, COUNTY CLERK  
SECRETARY TO THE BOARD



AFFIDAVIT OF PUBLICATION

STATE OF OKLAHOMA, COUNTY OF OKLAHOMA:

Personally appeared before me, the undersigned notary public, David B. Hooten, County Clerk of Oklahoma County and State aforesaid, who being first duly sworn according to law, deposes and says: that she complied with the law by having the notice of the date, time and place of the public hearing, together with the proposed budget summaries, for the fiscal year 2020-2021 published in one issue of the Journal Record, a legally-qualified newspaper of general circulation in said County; a copy of the proof of publication is herewith attached and made a part hereof.

DAVID B. HOOTEN

OKLAHOMA COUNTY CLERK

Subscribed and sworn to before me this \_\_\_\_ day of June, 2020.

\_\_\_\_\_  
Notary Public

My commission expires \_\_\_\_\_.

My commission number \_\_\_\_\_.

*This page intentionally left blank*

**NOTICE OF PUBLIC HEARING**

Notice is hereby given that the County Budget Board of Oklahoma County, Oklahoma, will hold a public hearing beginning at 10:00 a.m. on Thursday, June 11, 2020, at the Oklahoma County Office Building, Meeting Room 204, 320 Robert S. Kerr Avenue for the purpose of accepting the following proposed budget.

**OKLAHOMA COUNTY, OKLAHOMA  
Fiscal Year 2020-2021 Proposed Budget Summary Revenues**

SOURCE	GOVERNMENTAL FUNDS				PROPRIETARY	Total Proposed Revenues
	General Fund	Special Revenue	Capital Projects	Debt Service	FUNDS Internal Service	
PROPERTY TAX						
Advalorem Tax - Current	73,652,445			6,106,642		79,759,087
Interest and Penalties on Del. Taxes						-
Advalorem Tax - Prior	2,217,019			242,965		2,459,984
Misc. Property Taxes	354,776			77,767		432,543
CHARGES FOR SERVICES						
County Clerk Fees	4,660,504	296,823				4,957,327
County Treasurer Fees	6,950					6,950
Public Records	7,837					7,837
Sheriff's Service Fees		3,824,590				3,824,590
Sheriff's Fees & Reimb						-
Bail Bond Fees		42,438				42,438
Planning Commission Fees		300,373				300,373
Treasurer Mtg Fee		133,169				133,169
Assessor Revolving Fees		15,441				15,441
Court Services Fees		67,411				67,411
Drug Court-User Fees		87,980				87,980
Juvenile Fees		10,801				10,801
Misc Charges	3,030					3,030
INTERGOVERNMENTAL						
FROM STATE						
Motor Vehicle Stamps	340,017					340,017
Motor Vehicle Collections	1,058,324	5,121,144				6,179,468
Court Fund	670,986					670,986
Gas Tax		3,657,326				3,657,326
Fuel Tax		1,685,531				1,685,531
Gross Production		578,599				578,599
Juvenile Detention Services	2,883,880					2,883,880
Election Board Reimb	148,892					148,892
DA Revolving	150,000					150,000
Inmate Boarding Fees-State		1,010,066				1,010,066
Road Projects-City/State/Federal		2,289,162				2,289,162
Sheriff Grants		648,310				648,310
FROM LOCAL						
Revaluation - Cities & Schools	4,648,156					4,648,156
Inmate Boarding Fees-Cities		510,340				510,340
Jail-Other County Reimb		341,159				341,159
Offender Fees		373				373
Reimbursements-City		-				-
FROM FEDERAL:						
Juvenile Grants		317,183				317,183
Emergency Mgmt Grants		98,855				98,855
U.S. Treasury		47,291,598				47,291,598
MISCELLANEOUS:						
UCC/Record Preservation Fees		1,802,133				1,802,133
Resale Property		6,849,348				6,849,348
Commissary Fees		1,523,578				1,523,578
Drug Court -Mental Health		522,410				522,410
Contributions/Donations		-				-
Public Bldg Authority Admin Overhead/Reiml	113,311					113,311
Criminal Justice Authority Reimb	64,934	572,013				636,947
Royalty	29,305					29,305
Rental	34,070					34,070
Remington Park-Off Track	30,926					30,926
Insurance Premiums/Reimbursements					20,487,427	20,487,427
All Other Miscellaneous	421,574	677,260	1,238,554			2,337,388
INTEREST INCOME	200,000	299,807	85,687	87,517	9	673,019
TOTAL REVENUES	91,696,933	80,575,221	1,324,241	6,514,891	20,487,436	200,598,723
OPERATING TRANSFERS IN (OUT)	(6,298,466)	-	1,228,466	-	4,270,000	(800,000)
BEGINNING FUND BALANCE	13,996,869	32,311,598	5,813,765	6,279,603	1,404,436	59,806,270
TOTAL REVENUES & FUND BALANCE	99,395,336	112,886,819	8,366,472	12,794,494	26,161,871	259,604,993

**OKLAHOMA COUNTY, OKLAHOMA**  
**Fiscal Year 2020-2021 Proposed Budget Summary Expenditures**

	GOVERNMENTAL FUNDS				PROPRIETARY FUNDS	Total
	General Fund	Special Revenue	Capital Projects	Debt Service	Internal Service	Anticipated Expenditures
<b>GENERAL FUND</b>						
General Government						
General Government	7,655,071					7,655,071
General Reserve	6,355,176					6,355,176
Commissioners	447,529					447,529
Assessor	3,008,635					3,008,635
Assessor Revaluation	5,283,888					5,283,888
Treasurer	880,937					880,937
Court Clerk	8,600,628					8,600,628
County Clerk	2,491,229					2,491,229
Excise and Equalization	42,576					42,576
County Audit	726,992					726,992
District Attorney - State	150,000					150,000
District Attorney - County	72,398					72,398
Public Defender	59,720					59,720
Purchasing	435,937					435,937
Election Board	1,690,169					1,690,169
Health & Safety/BOCC HR	707,795					707,795
Employee Benefits Department	355,328					355,328
MIS	4,226,993					4,226,993
Facilities Management-Main	1,677,845					1,677,845
Facilities Mgmt - Custodial	283,209					283,209
Court Services	982,098					982,098
Public Safety						
Sheriff-Detention	30,218,508					30,218,508
Sheriff-Law Enforcement	10,149,214					10,149,214
Juvenile Justice-Detention	5,300,019					5,300,019
Juvenile Justice-Bureau	2,301,653					2,301,653
Emergency Management	563,140					563,140
Health & Welfare						
Social Services	2,291,649					2,291,649
Economic Development	200,000					200,000
Culture & Recreation						
Free Fair	62,245					62,245
Roads & Highways						
Highway - District 1	568,613					568,613
Highway - District 2	394,936					394,936
Highway - District 3	418,140					418,140
Planning Commission	187,140					187,140
Engineer	605,928					605,928
<b>SPECIAL REVENUE FUNDS</b>						
Highway Cash		16,396,216				16,396,216
CBRI (County Bridge and Road Improvement)		1,071,957				1,071,957
Resale Property		5,046,410				5,046,410
Treasurer's Mortgage Fee		203,983				203,983
County Clerk Lien Fee		233,680				233,680
County Clerk UCC Central Filing Fee		534,844				534,844
County Clerk Records Mgmt & Preservation		1,148,710				1,148,710
Sheriff Service Fee		5,449,816				5,449,816
Sheriff Special Revenues		3,583,419				3,583,419
Sheriff Grant Funds		289,385				289,385
Assessor Revolving Fee		56,452				56,452
Juvenile Probation Fees		92,700				92,700
Juvenile Work Restitution		1,000				1,000
Juvenile Grant Fund		305,263				305,263
Planning Commission Fund		254,543				254,543
Local Emergency Planning Committee		9,618				9,618
Emergency Management		556,230				556,230
Court Services Fees		177,272				177,272
Community Sentencing						
Drug Court Funds		589,446				589,446
Mental Health Court Funds		98,801				98,801
SHINE Program Fund						
MIS Special Revenue Fund						
Special Projects Fund-CARES Act		47,291,598				47,291,598
<b>CAPITAL PROJECTS</b>						
Capital Regular		1,228,466				1,228,466
Capital Districts		474,489				474,489
Tinker Clearing I		716,908				716,908
Tinker Clearing II		316,584				316,584
Jail Facility		7,511				7,511
Sale of Property		-				
Capital Property-OSU		27,983				27,983
County Bond 2008		1,449,259				1,449,259
				8,927,020		8,927,020
<b>DEBT SERVICE FUND</b>						
<b>INTERNAL SERVICE FUNDS</b>						
Employee Benefits Fund					25,001,478	25,001,478
Worker's Compensation Fund					799,579	799,579
Self Insurance Fund					56,834	56,834
TOTAL ESTIMATED EXPENDITURES	99,395,336	83,391,344	4,221,199	8,927,020	25,857,891	221,792,790
TOTAL ESTIMATED ENDING FUND BALANCE		29,495,475	4,145,273	3,867,473	303,981	37,812,203
TOTAL EXPENDITURES AND FUND BALANCE	99,395,336	112,886,819	8,366,472	12,794,494	26,161,871	259,604,993

Detail of the Budget Summary is on file and available for public review in the County Clerk's office, Room 206, Oklahoma County Office Building.

**OKLAHOMA COUNTY BUDGET BOARD**

*Kevin Calvey, Commissioner District 3*  
Chairman

*Forest "Butch" Freeman, Treasurer*  
Vice-Chairman

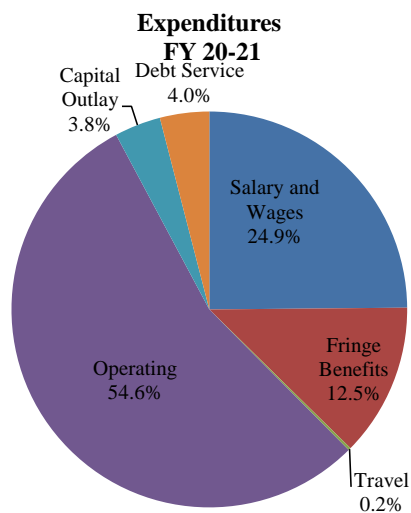
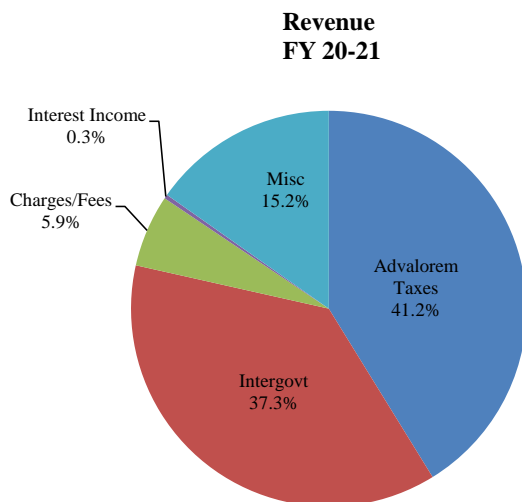
*David B. Hooten, County Clerk*  
Secretary

## Oklahoma County Budget Summary

### All Funds

### FY 2020-21

	Actual FY 2018-19	Estimated Actual FY 2019-20	Adopted and Estimated FY 2020-21
<b>Beginning Fund Balance</b>	\$ 56,622,410	\$ 61,481,447	\$ 59,806,270
<b>Revenue</b>			
Property Taxes	\$ 87,496,602	\$ 87,751,435	\$ 82,651,614
Intergovernmental	28,650,870	30,748,830	74,852,325
Charges for Services/Fees	12,043,703	12,329,873	11,835,430
Interest Income	2,001,943	1,182,991	673,019
Miscellaneous	32,896,381	33,321,111	30,586,335
<b>Total Revenues</b>	<b>\$ 163,089,498</b>	<b>\$ 165,334,240</b>	<b>\$ 200,598,723</b>
Net Transfers	(7,682,250)	(2,492,534)	(800,000)
<b>Total Resources</b>	<b>\$ 212,029,658</b>	<b>\$ 224,323,153</b>	<b>\$ 259,604,993</b>
<b>Expenditures</b>			
Salary and Wages	\$ 50,423,892	\$ 52,391,648	\$ 55,129,914
Fringe Benefits	23,602,032	25,542,514	27,717,184
Travel	268,937	390,016	480,564
Operating	61,321,102	63,759,722	121,147,992
Capital Outlay	8,619,874	11,131,950	8,390,117
Debt Service	10,056,959	9,404,476	8,927,020
<b>Total Expenditures</b>	<b>\$ 154,292,795</b>	<b>\$ 162,620,326</b>	<b>\$ 221,792,790</b>
<b>Ending Fund Balance</b>	<b>\$ 57,736,863</b>	<b>\$ 61,702,827</b>	<b>\$ 37,812,203</b>



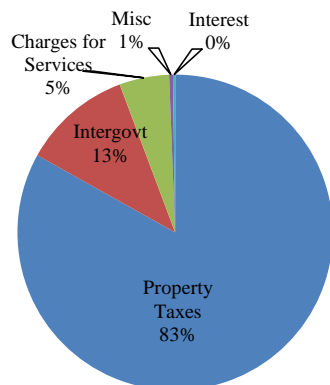
*General Fund*



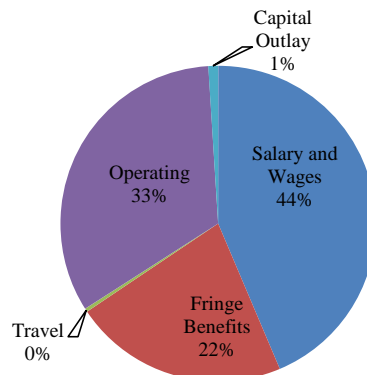
**General Fund Budget Summary  
FY 2020-21**

	<b>Actual FY 2018-19</b>	<b>Estimated Actual FY 2019-20</b>	<b>Adopted and Estimated FY 2020-21</b>
<b>Beginning Fund Balance</b>	\$ 12,093,243	\$ 15,974,410	\$ 13,996,869
<b>Revenue</b>			
Ad valorem Taxes	\$ 77,660,586	\$ 78,621,748	\$ 76,224,239
Intergovernmental	9,740,614	10,236,088	10,234,253
Charges for Services	5,030,820	5,198,134	4,678,320
Interest Income	1,573,634	641,192	200,000
Miscellaneous	316,726	452,085	360,120
<b>Total Revenue</b>	<b>\$ 94,322,381</b>	<b>\$ 95,149,246</b>	<b>\$ 91,696,933</b>
<b>Transfers To:</b>			
Employee Benefits Fund	\$ (8,400,000)	\$ (4,500,000)	\$ (3,400,000)
Workers Compensation Fund	(1,000,000)	(500,000)	(810,000)
Self Insurance Fund	(20,000)	(111,000)	(60,000)
Capital Projects Fund	(1,068,250)	(2,460,000)	(1,228,466)
Defined Benefit Plan	(400,000)	(800,000)	(800,000)
<b>Total Transfers (Net)</b>	<b>\$ (10,888,250)</b>	<b>\$ (8,371,000)</b>	<b>\$ (6,298,466)</b>
<b>Total Resources</b>	<b>\$ 95,527,373</b>	<b>\$ 102,752,656</b>	<b>\$ 99,395,336</b>
<b>Expenditures</b>			
Salary and Wages	\$ 39,362,086	\$ 42,497,828	\$ 43,334,788
Fringe Benefits	18,270,546	20,659,175	21,856,133
Travel	190,852	307,379	343,921
Operating	23,423,218	22,566,324	32,867,244
Capital Outlay	2,050,840	828,524	993,252
<b>Total Expenditures</b>	<b>\$ 83,297,543</b>	<b>\$ 86,859,229</b>	<b>\$ 99,395,336</b>
<b>Ending Fund Balance</b>	<b>\$ 12,229,831</b>	<b>\$ 15,893,427</b>	<b>\$ 0</b>

**Revenue FY 20-21**



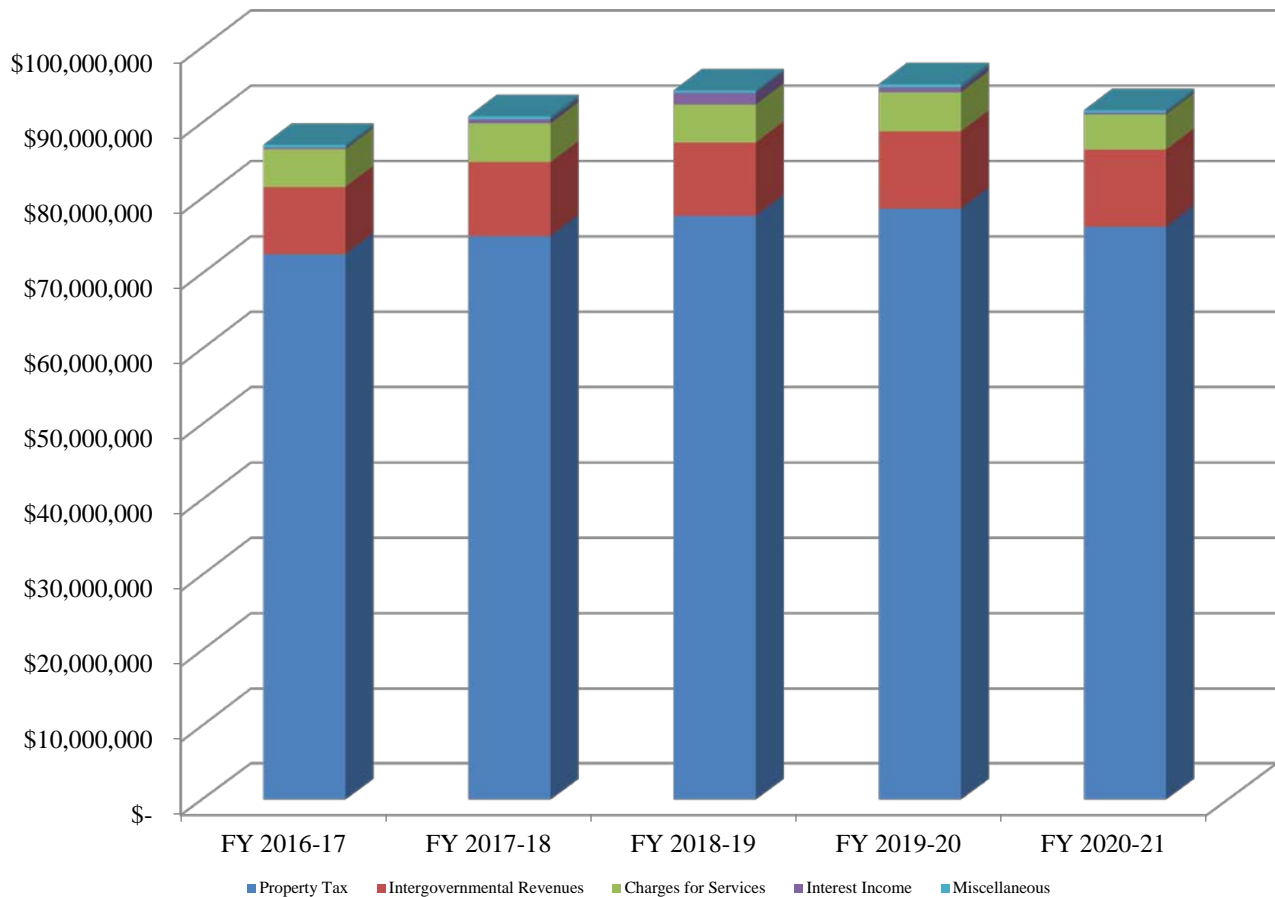
**Expenditures FY 20-21**



**General Fund Operating Revenue Summary**  
**Revenue Trend - FY 2016-17 to FY 2020-21**

Source:	FY 2016-17	FY 2017-18	FY 2018-19	FY 2019-20	FY 2020-21
Property Tax	\$ 72,578,573	\$ 74,995,886	\$ 77,660,586	\$ 78,621,748	\$ 76,224,239
Intergovernmental Revenues	8,922,844	9,796,899	9,740,614	10,236,088	10,234,253
Charges for Services	5,004,035	5,152,603	5,030,820	5,198,134	4,678,320
Interest Income	204,797	528,706	1,573,634	641,192	200,000
Miscellaneous	380,343	418,650	316,726	452,085	360,120
<b>Total Revenue</b>	<b>\$ 87,090,592</b>	<b>\$ 90,892,743</b>	<b>\$ 94,322,381</b>	<b>\$ 95,149,246</b>	<b>\$ 91,696,933</b>
Net Transfers	(11,483,154)	(10,888,250)	(6,386,000)	(5,993,466)	(6,298,466)
Fund Balance	9,356,366	9,770,334	12,093,243	15,974,410	13,996,869
<b>Total Resources</b>	<b>\$ 84,963,804</b>	<b>\$ 89,774,827</b>	<b>\$ 100,029,623</b>	<b>\$ 105,130,190</b>	<b>\$ 99,395,336</b>

**Total General Fund Revenue**



FY 2016-17, 2017-18, and FY 2017-18 are actual revenue collections; FY 2019-20 and FY 2020-21 reflect projected annual collections.



*This page intentionally left blank*

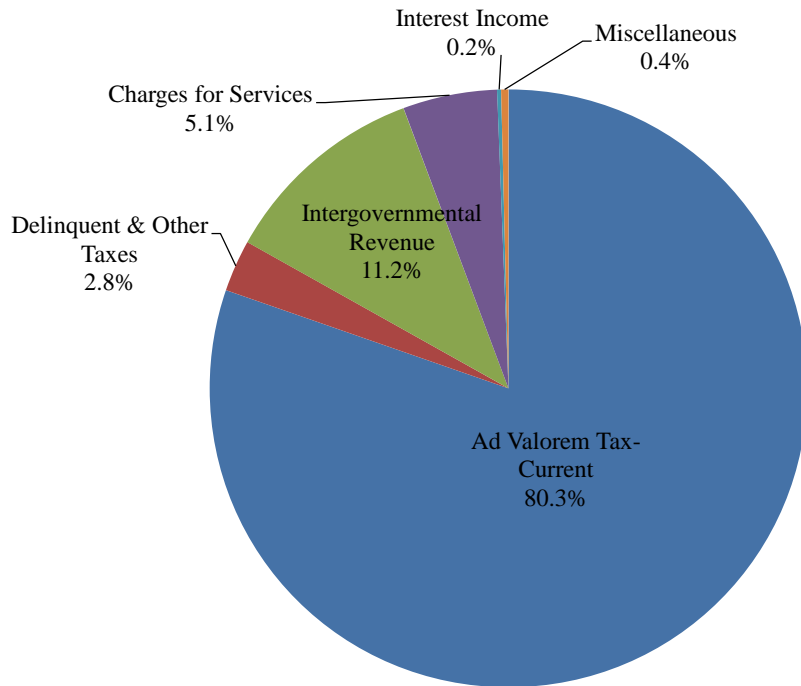
**General Fund  
Revenue Sources  
FY 2020-21**

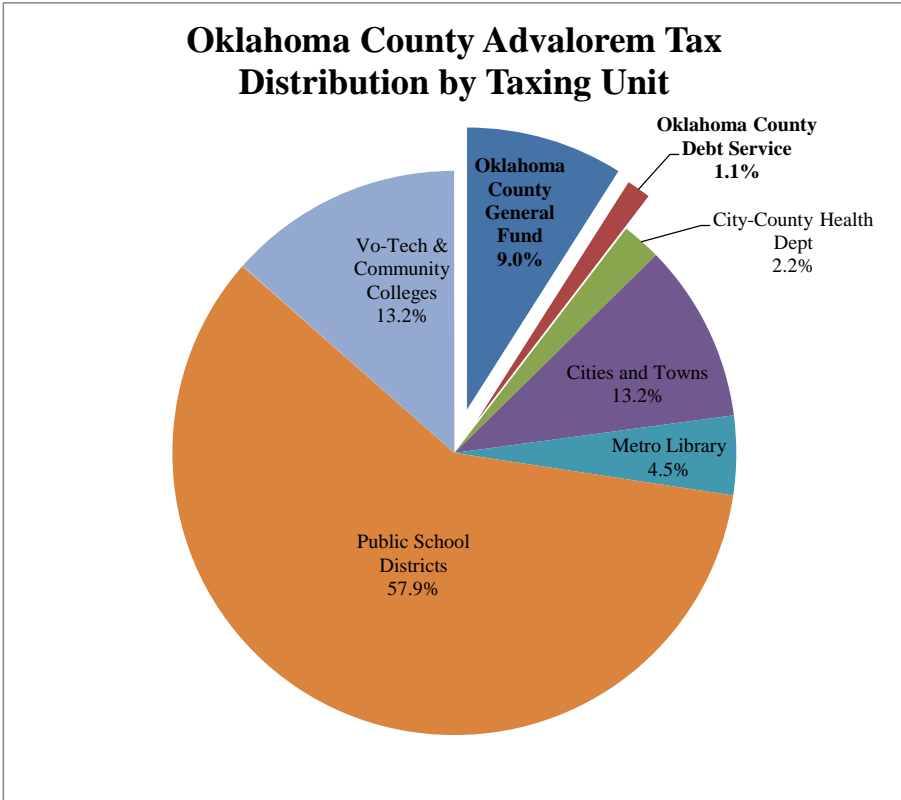
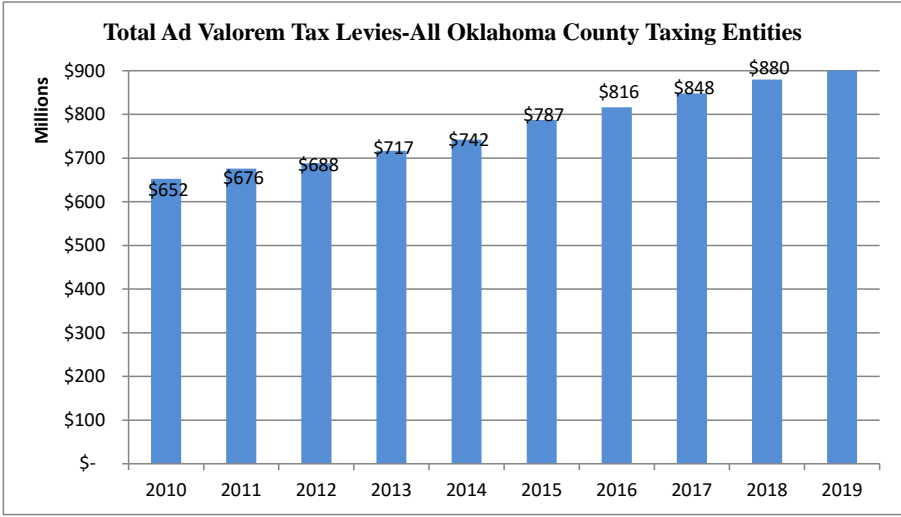
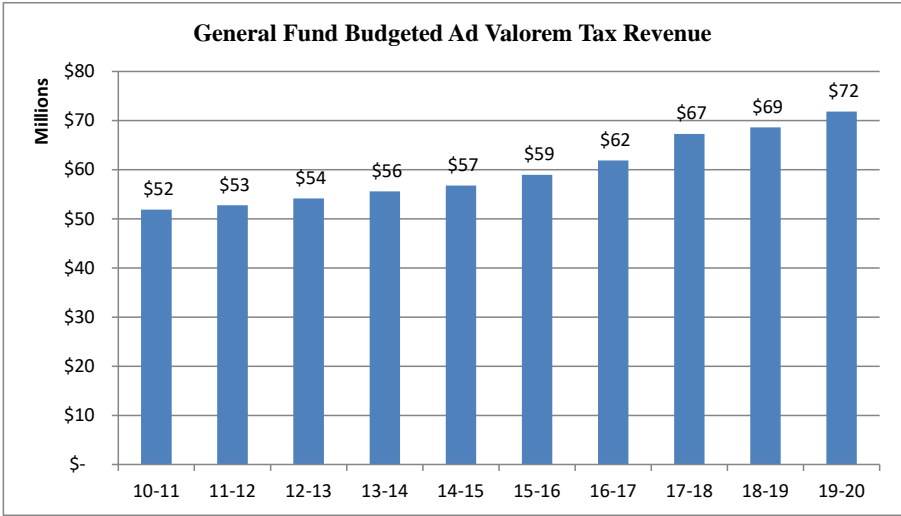
	Actual Revenue FY 2018-19	Estimated Actual Revenues FY 2019-20	Adopted and Estimated Budget FY 2020-21
<b>Property Tax</b>			
Advalorem Tax - Current	\$ 73,267,469	\$ 75,764,198	\$ 73,652,445
Advalorem Tax - Prior	2,438,603	2,463,354	2,217,019
Protest Taxes Released	-	-	-
Misc Property Taxes	1,954,515	394,196	354,776
<b>Total Property Taxes</b>	<b>\$ 77,660,586</b>	<b>\$ 78,621,748</b>	<b>\$ 76,224,239</b>
<b>Intergovernmental Revenue</b>			
Motor Vehicle Stamps	375,630	377,796	340,017
Motor Vehicle Collections	1,178,781	1,175,915	1,058,324
Revaluation - Cities & Schools	4,014,591	4,439,365	4,648,156
Juvenile Detention - Lunches	113,856	93,675	84,307
Juvenile Detention Services	2,050,981	2,227,230	2,227,230
Juvenile Justice - Maintenance	81,290	79,972	79,972
Juvenile Justice - DHS Rent	481,392	481,392	481,392
Juvenile Justice - Alt to Detention/Transportation	11,684	11,172	10,055
Juvenile Justice - Link	1,820	1,027	924
Pharmacy Reimb for Social Services	319,719	280,114	334,000
Sheriff- SCAAP Grant	69,008	76,332	-
D A Revolving	147,575	80,104	150,000
Election Board - Salary	80,150	76,450	91,732
Election Board - Expense	31,225	63,510	57,159
Election Board - Municipality Reimb	90,644	101,049	-
Court Fund Maintenance	692,269	670,986	670,986
<b>Total Intergovernmental Revenue</b>	<b>\$ 9,740,614</b>	<b>\$ 10,236,088</b>	<b>\$ 10,234,253</b>
<b>Charge for Services</b>			
County Clerk Fees	5,011,928	5,178,338	4,660,504
County Treasurer Fees	6,137	7,722	6,950
Public Records	7,568	8,708	7,837
Miscellaneous Charge for Services	5,186	3,367	3,030
<b>Total Charges for Services</b>	<b>\$ 5,030,820</b>	<b>\$ 5,198,134</b>	<b>\$ 4,678,320</b>
<b>Interest Income</b>	<b>\$ 1,573,634</b>	<b>\$ 641,192</b>	<b>\$ 200,000</b>

**General Fund  
Revenue Sources  
FY 2020-21**

	<b>Actual Revenue FY 2018-19</b>	<b>Estimated Actual Revenues FY 2019-20</b>	<b>Adopted and Estimated Budget FY 2020-21</b>
<b>Miscellaneous Revenue</b>			
PBA Residual/Admin Overhead	50,000	50,000	50,000
PBA reimb. For Utilities	80,424	67,966	63,311
Criminal Justice Authority Reimb		24,181	64,934
Royalty	41,548	32,561	29,305
Rental	36,235	34,070	34,070
Retirement Reimb for Bailiff's	4,044	4,164	4,592
Remington Park - Sales Tax	37,288	34,363	30,926
Miscellaneous Reimbursements	67,186	204,780	82,982
<b>Total Miscellaneous Revenue</b>	<b>\$ 316,726</b>	<b>\$ 452,085</b>	<b>\$ 360,120</b>
<b>Total General Fund Revenue</b>	<b>\$ 94,322,381</b>	<b>\$ 95,149,246</b>	<b>\$ 91,696,933</b>
<b>Other Sources</b>			
Transfers In	-	-	
Transfers Out	(6,386,000)	(5,993,466)	(6,298,466)
Fund Balance	12,093,243	15,974,410	13,996,869
<b>Total All Sources</b>	<b>\$ 100,029,623</b>	<b>\$ 105,130,190</b>	<b>\$ 99,395,336</b>

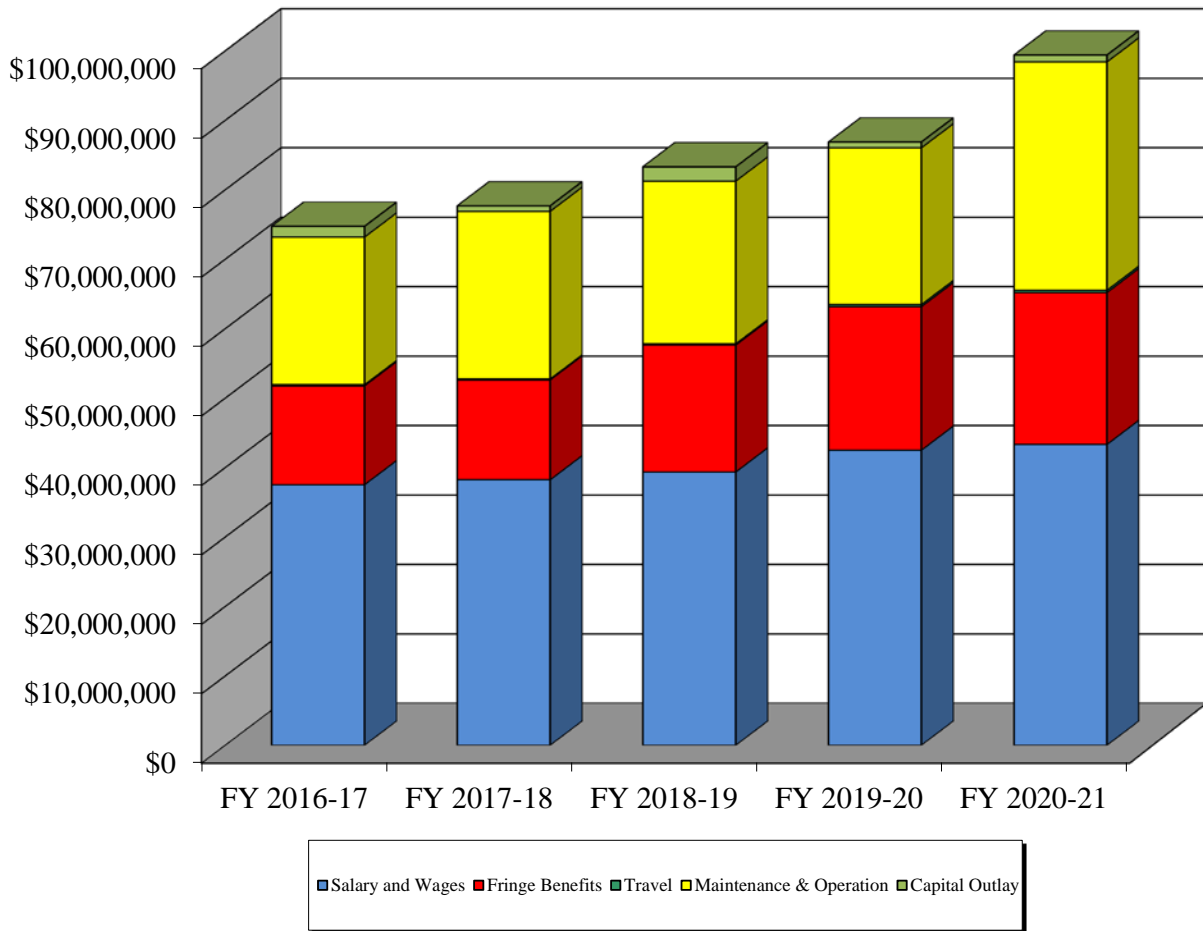
**FY 20-21 General Fund Budgeted Revenue**





**General Fund Operating Budget Summary**  
**Expenditure Trend - FY 2016-17 to FY 2020-21**

Category of Expenditure:	FY 2016-17	FY 2017-18	FY 2018-19	FY 2019-20	FY 2020-21
Salary and Wages	\$ 37,532,485	\$ 38,239,505	\$ 39,362,086	\$ 42,497,828	\$ 43,334,788
Fringe Benefits	14,225,977	14,366,256	18,270,546	20,659,175	21,856,133
Travel	172,715	145,946	190,852	307,379	343,921
Maintenance & Operation	21,253,515	24,138,068	23,423,218	22,566,324	32,867,244
Capital Outlay	1,535,091	788,646	2,050,840	828,524	993,252
<b>Total General Fund Expenditures</b>	<b>\$ 74,719,784</b>	<b>\$ 77,678,421</b>	<b>\$ 83,297,543</b>	<b>\$ 86,859,229</b>	<b>\$ 99,395,336</b>



FY 2016-17, FY 2017-18, and FY 2018-19 are actual expenditures; FY 2019-20 represents estimated expenditures; FY 2020-21 is the adopted budget.

**General Fund  
Expenditures  
FY 2020-21**

	Actual Expenditures FY 2018-19	Estimated Actual Expenditures FY 2019-20	Adopted and Estimated Budget FY 2020-21
<b>Total General Fund</b>			
51000 Salary and Wages	\$ 39,362,086	\$ 42,497,828	\$ 43,334,788
52000 Fringe Benefits	18,270,546	20,659,175	21,856,133
53000 Travel	190,852	307,379	343,921
54000 Operating Expend.	23,423,218	22,566,324	32,867,244
55000 Capital Outlay	2,050,840	828,524	993,252
<b>Total General Fund</b>	<b>\$ 83,297,543</b>	<b>\$ 86,859,229</b>	<b>\$ 99,395,336</b>

**General Administration**

**110 General Government**

51000 Salary and Wages	600	800	1,200
52000 Fringe Benefits	4,438	3,123	4,692
53000 Travel	-	-	-
54000 Operating Expend.	5,780,012	4,449,085	7,647,751
55000 Capital Outlay	1,428	-	1,428
Total	5,786,478	4,453,007	7,655,071

**120 Commissioners**

51000 Salary and Wages	316,189	315,788	315,788
52000 Fringe Benefits	100,359	105,331	105,581
53000 Travel	21,600	24,000	24,000
54000 Operating Expend.	2,203	1,980	2,160
55000 Capital Outlay	-	-	-
Total	440,351	447,099	447,529

**130 County Assessor**

51000 Salary and Wages	1,812,009	1,903,834	1,903,834
52000 Fringe Benefits	776,337	870,726	870,726
53000 Travel	15,472	22,775	27,775
54000 Operating Expend.	160,961	177,100	177,100
55000 Capital Outlay	74,725	29,200	29,200
Total	2,839,505	3,003,635	3,008,635

**140 Assessor Revaluation**

51000 Salary and Wages	2,652,540	2,791,260	2,891,260
52000 Fringe Benefits	1,250,566	1,287,292	1,412,292
53000 Travel	85,343	107,000	109,000
54000 Operating Expend.	567,546	831,386	831,386
55000 Capital Outlay	139,957	21,950	39,950
Total	4,695,952	5,038,888	5,283,888

**150 Treasurer**

51000 Salary and Wages	404,925	472,649	472,649
52000 Fringe Benefits	178,089	253,067	253,067
53000 Travel	4,800	5,600	5,600
54000 Operating Expend.	84,646	109,400	145,621
55000 Capital Outlay	2,522	4,000	4,000
Total	674,982	844,716	880,937

**General Fund  
Expenditures  
FY 2020-21**

	<b>Actual Expenditures FY 2018-19</b>	<b>Estimated Actual Expenditures FY 2019-20</b>	<b>Adopted and Estimated Budget FY 2020-21</b>
<b>170 County Clerk</b>			
51000 Salary and Wages	1,734,040	1,634,619	1,640,759
52000 Fringe Benefits	695,892	659,807	655,859
53000 Travel	16,686	18,401	18,540
54000 Operating Expend.	153,803	87,308	136,179
55000 Capital Outlay	36,691	38,769	39,892
Total	2,637,111	2,438,905	2,491,229
<b>180 Excise &amp; Equalization</b>			
51000 Salary and Wages	13,575	16,800	29,025
52000 Fringe Benefits	1,039	1,285	2,221
53000 Travel	2,945	3,495	6,550
54000 Operating Expend.	658	1,500	2,780
55000 Capital Outlay	-	-	2,000
Total	18,217	23,080	42,576
<b>190 County Audit</b>			
51000 Salary and Wages	-	-	-
52000 Fringe Benefits	-	-	-
53000 Travel	-	-	-
54000 Operating Expend.	541,689	537,196	720,392
55000 Capital Outlay	1,590	1,590	6,600
Total	543,279	538,786	726,992
<b>240 Purchasing</b>			
51000 Salary and Wages	192,610	254,558	254,558
52000 Fringe Benefits	104,890	147,170	159,769
53000 Travel	36	1,450	1,450
54000 Operating Expend.	10,322	14,660	14,660
55000 Capital Outlay	1,501	5,500	5,500
Total	309,360	423,338	435,937
<b>250 Election Board</b>			
51000 Salary and Wages	983,181	992,387	1,005,093
52000 Fringe Benefits	330,624	367,995	373,195
53000 Travel	7,532	31,381	38,106
54000 Operating Expend.	226,078	160,301	260,200
55000 Capital Outlay	5,377	12,447	13,575
Total	1,552,792	1,564,511	1,690,169
<b>260 BOCC HR/Environmental Health &amp; Safety</b>			
51000 Salary and Wages	396,383	436,074	447,948
52000 Fringe Benefits	177,094	198,497	211,487
53000 Travel	1,360	9,381	12,000
54000 Operating Expend.	23,302	19,919	26,860
55000 Capital Outlay	24,556	8,571	9,500
Total	622,695	672,442	707,795

**General Fund  
Expenditures  
FY 2020-21**

	<b>Actual Expenditures FY 2018-19</b>	<b>Estimated Actual Expenditures FY 2019-20</b>	<b>Adopted and Estimated Budget FY 2020-21</b>
<b>265 Employee Benefits Department</b>			
51000 Salary and Wages	217,369	223,478	223,611
52000 Fringe Benefits	106,000	109,858	111,560
53000 Travel	876	3,000	6,000
54000 Operating Expend.	8,283	11,900	11,900
55000 Capital Outlay	3,032	2,257	2,257
Total	335,561	350,493	355,328
<b>270 MIS</b>			
51000 Salary and Wages	1,206,110	1,292,718	1,295,011
52000 Fringe Benefits	530,247	581,076	584,033
53000 Travel	4,967	7,238	11,500
54000 Operating Expend.	1,628,373	1,993,751	1,997,038
55000 Capital Outlay	161,513	333,404	339,411
Total	3,531,210	4,208,187	4,226,993
<b>280 Facilities Management</b>			
51000 Salary and Wages	779,372	890,416	850,416
52000 Fringe Benefits	347,450	437,401	437,401
53000 Travel	-	3,000	-
54000 Operating Expend.	276,506	296,260	326,260
55000 Capital Outlay	102,084	63,768	63,768
Total	1,505,412	1,690,845	1,677,845
<b>285 Facilities Management - Custodial</b>			
51000 Salary and Wages	-	-	-
52000 Fringe Benefits	-	-	-
53000 Travel	-	-	-
54000 Operating Expend.	256,874	270,209	283,209
55000 Capital Outlay	-	-	-
Total	256,874	270,209	283,209
<b>300 Planning Commission</b>			
51000 Salary and Wages	-	118,978	120,640
52000 Fringe Benefits	-	54,657	56,000
53000 Travel	-	7,184	7,800
54000 Operating Expend.	105,800	2,700	2,700
55000 Capital Outlay	-	-	-
Total	105,800	183,519	187,140
<b>910 District -1</b>			
51000 Salary and Wages	251,712	294,882	294,882
52000 Fringe Benefits	98,824	124,805	130,116
53000 Travel	4,542	10,000	10,000
54000 Operating Expend.	112,687	128,115	128,115
55000 Capital Outlay	5,091	5,261	5,500
Total	472,855	563,064	568,613



**General Fund  
Expenditures  
FY 2020-21**

	<b>Actual Expenditures FY 2018-19</b>	<b>Estimated Actual Expenditures FY 2019-20</b>	<b>Adopted and Estimated Budget FY 2020-21</b>
<b>920 District -2</b>			
51000 Salary and Wages	129,868	134,292	179,706
52000 Fringe Benefits	29,835	53,867	82,730
53000 Travel	-	-	2,500
54000 Operating Expend.	110,642	122,500	122,500
55000 Capital Outlay	2,405	7,500	7,500
Total	<u>272,750</u>	<u>318,159</u>	<u>394,936</u>
<b>930 District -3</b>			
51000 Salary and Wages	199,291	239,292	239,292
52000 Fringe Benefits	73,047	89,357	89,357
53000 Travel	105	4,300	4,300
54000 Operating Expend.	8,756	79,633	80,191
55000 Capital Outlay	64,781	5,000	5,000
Total	<u>345,980</u>	<u>417,582</u>	<u>418,140</u>
<b>950 Economic Development</b>			
51000 Salary and Wages	-	-	-
52000 Fringe Benefits	-	-	-
53000 Travel	-	-	-
54000 Operating Expend.	200,000	200,000	200,000
55000 Capital Outlay	-	-	-
Total	<u>200,000</u>	<u>200,000</u>	<u>200,000</u>
<b>995 General Fund Reserve</b>			
51000 Salary and Wages	-	-	-
52000 Fringe Benefits	-	-	-
53000 Travel	-	-	-
54000 Operating Expend.	-	-	6,355,176
55000 Capital Outlay	-	-	-
Total	<u>-</u>	<u>-</u>	<u>6,355,176</u>
<b>Public Safety</b>			
<hr/>			
<b>517 Sheriff - Detention</b>			
51000 Salary and Wages	16,854,661	12,035,801	12,356,081
52000 Fringe Benefits	8,189,077	5,918,885	6,991,190
53000 Travel	-	-	-
54000 Operating Expend.	10,957,704	10,574,115	10,782,246
55000 Capital Outlay	1,144,951	12,098	88,991
Total	<u>37,146,392</u>	<u>28,540,900</u>	<u>30,218,508</u>
<b>518 Sheriff - Law Enforcement</b>			
51000 Salary and Wages		6,341,951	6,499,419
52000 Fringe Benefits		3,525,971	3,514,106
53000 Travel		12,800	12,800
54000 Operating Expend.		40,326	122,889
55000 Capital Outlay			-
Total	<u>-</u>	<u>9,921,047</u>	<u>10,149,214</u>

**General Fund  
Expenditures  
FY 2020-21**

	<b>Actual Expenditures FY 2018-19</b>	<b>Estimated Actual Expenditures FY 2019-20</b>	<b>Adopted and Estimated Budget FY 2020-21</b>
<b>525 Juvenile Justice Detention</b>			
51000 Salary and Wages	3,116,163	3,299,200	3,263,463
52000 Fringe Benefits	1,441,679	1,558,116	1,411,999
53000 Travel	3,766	3,417	4,000
54000 Operating Expend.	434,179	551,249	553,493
55000 Capital Outlay	35,824	67,064	67,064
Total	<u>5,031,611</u>	<u>5,479,046</u>	<u>5,300,019</u>
<b>526 Juvenile Justice Bureau</b>			
51000 Salary and Wages	1,210,301	1,139,145	1,322,297
52000 Fringe Benefits	653,443	682,340	715,367
53000 Travel	144	8,932	13,500
54000 Operating Expend.	159,197	215,445	217,458
55000 Capital Outlay	14,850	33,031	33,031
Total	<u>2,037,934</u>	<u>2,078,893</u>	<u>2,301,653</u>
<b>550 Emergency Management</b>			
51000 Salary and Wages	200,574	242,406	242,406
52000 Fringe Benefits	77,596	112,625	112,624
53000 Travel	2,241	-	1,500
54000 Operating Expend.	59,524	93,481	96,510
55000 Capital Outlay	164,677	109,867	110,100
Total	<u>504,611</u>	<u>558,379</u>	<u>563,140</u>
<b>Legal/Judicial</b>			
<b>160 Court Clerk</b>			
51000 Salary and Wages	5,105,384	5,645,987	5,704,936
52000 Fringe Benefits	2,398,864	2,698,384	2,667,773
53000 Travel	6,780	7,720	10,000
54000 Operating Expend.	166,807	167,684	167,919
55000 Capital Outlay	708	-	50,000
Total	<u>7,678,543</u>	<u>8,519,776</u>	<u>8,600,628</u>
<b>200 District Attorney - State</b>			
51000 Salary and Wages	-	-	-
52000 Fringe Benefits	-	-	-
53000 Travel	-	-	-
54000 Operating Expend.	105,807	113,515	113,515
55000 Capital Outlay	30,975	36,485	36,485
Total	<u>136,782</u>	<u>150,000</u>	<u>150,000</u>
<b>210 District Attorney - County</b>			
51000 Salary and Wages	-	-	-
52000 Fringe Benefits	-	-	-
53000 Travel	203	306	1,000
54000 Operating Expend.	65,933	63,128	66,398
55000 Capital Outlay	4,205	3,698	5,000
Total	<u>70,341</u>	<u>67,132</u>	<u>72,398</u>

**General Fund  
Expenditures  
FY 2020-21**

	<b>Actual Expenditures FY 2018-19</b>	<b>Estimated Actual Expenditures FY 2019-20</b>	<b>Adopted and Estimated Budget FY 2020-21</b>
<b>230 Public Defender</b>			
51000 Salary and Wages	-	-	-
52000 Fringe Benefits	-	-	-
53000 Travel	4,500	5,000	5,000
54000 Operating Expend.	43,608	40,113	43,720
55000 Capital Outlay	7,329	10,561	11,000
Total	<u>55,437</u>	<u>55,674</u>	<u>59,720</u>

<b>301 Court Services</b>			
51000 Salary and Wages	537,901	593,498	593,158
52000 Fringe Benefits	304,353	333,728	379,500
53000 Travel	-	-	-
54000 Operating Expend.	1,440	1,440	9,440
55000 Capital Outlay	-	-	-
Total	<u>843,694</u>	<u>928,666</u>	<u>982,098</u>

**Health and Welfare**

<b>610 Social Services</b>			
51000 Salary and Wages	696,822	803,999	807,386
52000 Fringe Benefits	246,707	336,170	339,009
53000 Travel	1,758	3,000	3,000
54000 Operating Expend.	1,086,792	1,129,688	1,132,254
55000 Capital Outlay	7,603	10,000	10,000
Total	<u>2,039,682</u>	<u>2,282,858</u>	<u>2,291,649</u>

**Culture and Recreation**

<b>710 Free Fair</b>			
51000 Salary and Wages	5,510	7,950	4,905
52000 Fringe Benefits	422	608	375
53000 Travel	-	-	-
54000 Operating Expend.	56,122	48,978	56,965
55000 Capital Outlay	-	-	-
Total	<u>62,054</u>	<u>57,536</u>	<u>62,245</u>

**Roads and Highway**

<b>940 County Engineer</b>			
51000 Salary and Wages	344,996	375,064	375,064
52000 Fringe Benefits	153,675	147,032	184,104
53000 Travel	5,197	8,000	8,000
54000 Operating Expend.	26,965	32,260	32,260
55000 Capital Outlay	12,464	6,500	6,500
Total	<u>543,298</u>	<u>568,856</u>	<u>605,928</u>

**General Fund - General Government 1100  
FY 2020-21 Budget Comparison - Detail**

Description	Fiscal Year 2018-19 Actual Exp	Fiscal Year 2019-20 Estimated Exp	Fiscal Year 2020-2021 Adopted Budget
<b>Salaries and Benefits</b>			
Retirement Board Members	\$ 600	\$ 1,200	\$ 1,200
FICA - Retirement Board Members	46	92	92
Retirement paid by General Fund	4,392	4,500	4,500
<b>Total Salaries and Benefits</b>	<b>5,038</b>	<b>5,792</b>	<b>5,792</b>
Travel Reimb	-	-	-
<b>Total Travel</b>	<b>-</b>	<b>-</b>	<b>-</b>
<b>Utilities</b>			
Heating and Cooling (Vicinity)	1,159,743	1,303,349	1,303,349
Electricity (OG&E)	632,535	665,000	665,000
Sewer and Water (City of OKC)	812,753	850,000	850,000
Natural Gas (ONG)	11,313	24,000	24,000
<b>Utilities Subtotal</b>	<b>2,616,344</b>	<b>2,842,349</b>	<b>2,842,349</b>
<b>Lease-Purchase Debt</b>			
Bond Administrative Fees	320	20,000	20,000
<b>Lease-Purchase Debt Subtotal</b>	<b>320</b>	<b>20,000</b>	<b>20,000</b>
<b>Memberships</b>			
NACO annual membership dues	14,373	14,373	14,373
ACCO annual membership dues	9,500	9,500	9,500
ACOG & COMEA annual membership dues	6,532	7,000	7,000
CODA annual membership dues	2,400	2,400	2,400
<b>Memberships Subtotal</b>	<b>32,805</b>	<b>33,273</b>	<b>33,273</b>
<b>Other Operating Expenditures</b>			
Postage Machine and Postage	8,000	8,000	8,000
Liability policies on equipment and property; blanket bonds	359,873	444,500	444,500
Inmate Medical for Cap Excess		1,000,000	1,000,000
Publication of Commissioners Proceedings/Ads	31,523	36,000	36,000
Metro Parking Garage-Judges parking		1,380	1,380
Lincoln (county-occupied space) rent expense	255,231	261,000	261,000
ICB (county-occupied space) rent expense	126,473	130,000	130,000
Storage Court Clerk Building Lease	334,752	350,000	350,000
Storage for Court Clerk records	42,350		
Postage Machine and Postage			
Equipment Maintenance			
Paper and Printing		1,000	1,000
District Attorney Civil Division Contract	703,009	719,437	719,437
Outside legal services	121,139	100,000	100,000
Contract liability contingency			
Downtown Business Improvement District Assessment		5,000	5,000
Professional Services-Bank Fees	20,847		
Investrust Management Fees	394,989	400,000	400,000
Criminal Justice Authority		550,000	550,000
Criminal Justice Advisory Committee	150,000	150,000	150,000
Professional Services-Arbitrage		15,000	15,000
OSU Extension Contract	530,000	549,512	549,512
Move DA files to new warehouse	31,941		
MGT of America Consulting Agreement			
ODOT Rodent Damage Control Program			
Tuition Reimbursement			
Alcohol and drug screening for county employees	17,992	20,000	20,000
USID Assessment - Services Other		5,000	5,000
Misc. (Judges cell, oil list, shipping, Emp Bene etc...)	2,425	6,400	6,400
<b>Other Operating Subtotal</b>	<b>3,130,543</b>	<b>4,752,229</b>	<b>4,752,229</b>
<b>Total Maintenance and Operations - 54000</b>	<b>5,780,012</b>	<b>7,647,851</b>	<b>7,647,851</b>
<b>Capital Outlay</b>			
Copier Lease	1,428	1,428	1,428
<b>Total Capital Outlay - 55000</b>	<b>1,428</b>	<b>1,428</b>	<b>1,428</b>
<b>Grand Total - General Government</b>	<b>\$ 5,786,478</b>	<b>\$ 7,655,071</b>	<b>\$ 7,655,071</b>

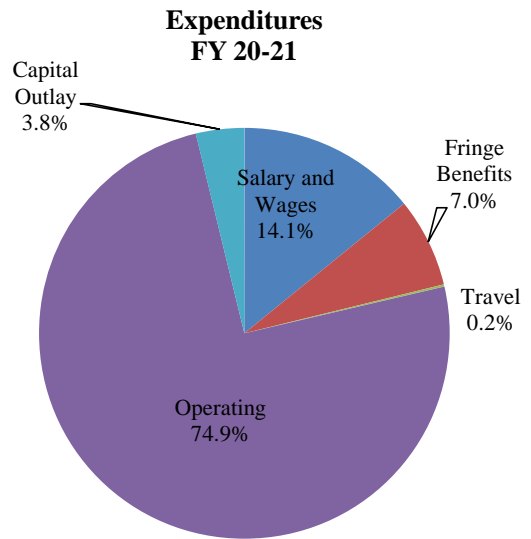
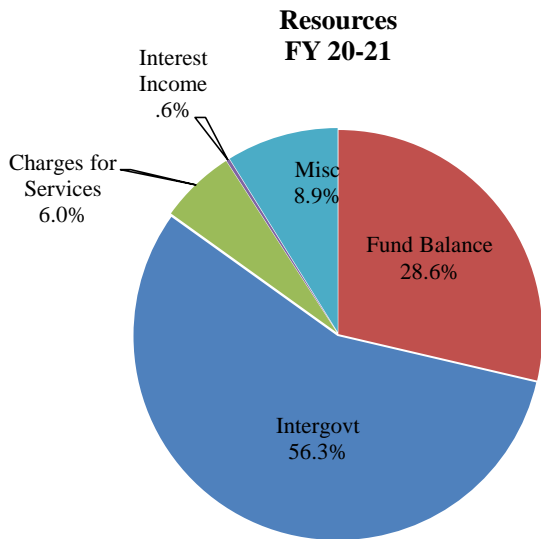
*Special Revenue*



*This page intentionally left blank*

**Special Revenue Funds  
Budget Summary  
FY 2019-20**

	<b>Actual FY 2018-19</b>	<b>Estimated Actual FY 2019-20</b>	<b>Adopted and Estimated FY 2020-21</b>
<b>Beginning Fund Balance</b>	\$ 28,786,421	\$ 29,917,867	\$ 32,311,598
<b>Revenue</b>			
Property Taxes	\$ -	\$ -	\$ -
Intergovernmental Revenue	18,493,736	18,836,291	63,471,723
Charges for Services	7,012,883	6,655,185	6,739,345
Interest Income	231,516	825,895	283,121
Miscellaneous	11,049,528	10,463,494	10,013,526
<b>Total Revenue</b>	<b>\$ 36,787,664</b>	<b>\$ 36,780,865</b>	<b>\$ 80,507,716</b>
 Total Transfers (Net)	 (4,740,000)	 -	 -
<b>Total Resources</b>	<b>\$ 60,834,085</b>	<b>\$ 66,698,733</b>	<b>\$ 112,819,313</b>
<b>Expenditures</b>			
Salary and Wages	\$ 11,061,806	\$ 9,893,821	\$ 11,795,127
Fringe Benefits	5,331,485	4,883,340	5,861,050
Travel	78,084	82,636	136,643
Operating	12,020,214	14,830,975	62,422,858
Capital Outlay	2,424,627	4,696,363	3,175,666
<b>Total Expenditures</b>	<b>\$ 30,916,218</b>	<b>\$ 34,387,134</b>	<b>\$ 83,391,345</b>
<b>Ending Fund Balance</b>	<b>\$ 29,917,867</b>	<b>\$ 32,311,598</b>	<b>\$ 29,427,969</b>



**Highway Cash  
Fund 1110  
FY 2020-21**

Highway Cash Fund - O.S. Title 68 § 500.7, 500.6, 704 (A), 1004 and O.S. Title 47 § 1104 F.1 & G.1  
Accounts for state, local and miscellaneous revenues and expenditures for the purpose of constructing and maintaining  
County roads and bridges. Derived from percentages of state motor fuel and motor vehicle taxes that are apportioned  
on formulas using population, road mileage and land area with funds from gross production taxes to counties with oil  
and gas and mineral production.

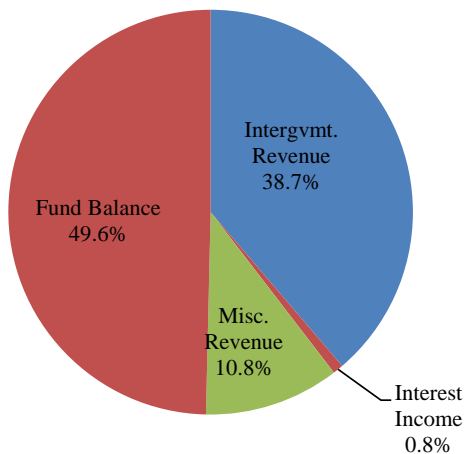
<b>Revenue</b>	<b>Actual Revenue FY 2018-19</b>	<b>Estimated Actual Revenues FY 2019-20</b>	<b>Adopted and Estimated Budget FY 2020-21</b>
<b>Intergovernmental Revenues:</b>			
Gas Tax	\$ 4,196,333	\$ 4,308,342	\$ 3,657,326
Fuel Tax	1,963,711	1,985,560	1,685,531
Motor Vehicle Tax	5,083,733	5,064,765	4,299,449
Gross Production	834,696	681,592	578,599
<b>Total Intergovernmental Revenues</b>	<b>12,078,473</b>	<b>12,040,259</b>	<b>10,220,905</b>
<b>Interest Income</b>	<b>159,586</b>	<b>259,079</b>	<b>219,931</b>
<b>Miscellaneous Revenue:</b>			
Gasoline Reimbursement	20,026	21,468	18,224
Parts & Supplies Reimbursement	7,608	8,870	7,530
Sale of Material	28,374	56,455	47,924
FEMA	-	-	-
Sale of Equipment	-	115,999	98,471
Road Projects - Cities/State/Federal	1,904,190	2,496,667	2,119,406
Reimbursement Paving Projects	57,173	199,972	169,755
Miscellaneous Highway Reimbursements	130,324	457,385	388,271
<b>Total Miscellaneous Revenues</b>	<b>2,147,695</b>	<b>3,356,816</b>	<b>2,849,581</b>
<b>Total Operating Revenue</b>	<b>14,385,754</b>	<b>15,656,153</b>	<b>13,290,417</b>
Operating Transfers In	-	-	-
Operating Transfers Out	-	-	-
Budgetary Fund Balance	12,400,965	13,509,090	13,096,133
<b>Total Revenues, Transfers and Fund Balance</b>	<b>\$ 26,786,720</b>	<b>\$ 29,165,244</b>	<b>\$ 26,386,551</b>
<b>Expenditures</b>			
<b>Expenditures</b>	<b>Actual Expenditures FY 2018-19</b>	<b>Estimated Actual Expenditures FY 2019-20</b>	<b>Adopted Budget FY 2020-21</b>
51000 Salary and Wages	\$ 3,963,161	\$ 4,170,577	\$ 4,942,489
52000 Fringe Benefits	1,998,646	2,185,911	2,576,044
53000 Travel	2,475	2,156	7,950
54000 Operating Expend.	5,964,198	7,497,765	7,156,233
55000 Capital Outlay	1,349,149	2,212,701	1,713,500
<b>Total Expenditures</b>	<b>\$ 13,277,629</b>	<b>\$ 16,069,110</b>	<b>\$ 16,396,216</b>
<b>Ending Fund Balance</b>	<b>\$ 13,509,090</b>	<b>\$ 13,096,133</b>	<b>\$ 9,990,335</b>



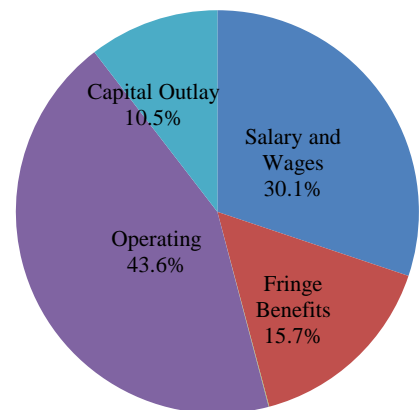
**Highway Cash  
Fund 1110  
FY 2020-21**

	<b>Actual Expenditures FY 2018-19</b>	<b>Estimated Actual Expenditures FY 2019-20</b>	<b>Adopted Budget FY 2020-21</b>
<b>1110 - 9100 Highway Cash - District 1</b>			
51000 Salary and Wages	1,418,921	1,361,225	1,735,817
52000 Fringe Benefits	737,108	734,929	836,882
53000 Travel	1,323	1,624	6,300
54000 Operating Expend.	2,038,056	1,790,731	1,679,809
55000 Capital Outlay	771,911	942,216	401,500
<b>Total</b>	<b>4,967,319</b>	<b>4,830,726</b>	<b>4,660,308</b>
<b>1110 9200 Highway Cash - District 2</b>			
51000 Salary and Wages	1,041,963	1,291,486	1,677,727
52000 Fringe Benefits	495,883	643,035	952,197
53000 Travel	50		
54000 Operating Expend.	1,436,607	3,026,067	2,867,400
55000 Capital Outlay	210,418	477,747	961,500
<b>Total</b>	<b>3,184,921</b>	<b>5,438,335</b>	<b>6,458,824</b>
<b>1110 9300 Highway Cash - District 3</b>			
51000 Salary and Wages	1,502,277	1,517,866	1,528,945
52000 Fringe Benefits	765,655	807,946	786,966
53000 Travel	1,102	532	1,650
54000 Operating Expend.	2,489,535	2,680,967	2,609,024
55000 Capital Outlay	366,820	792,738	350,500
<b>Total</b>	<b>5,125,390</b>	<b>5,800,049</b>	<b>5,277,084</b>

**Revenue  
FY 20-21**



**Expenditures  
FY 20-21**



**County Bridge and Road Improvement  
Fund 1111  
FY 2020-21**

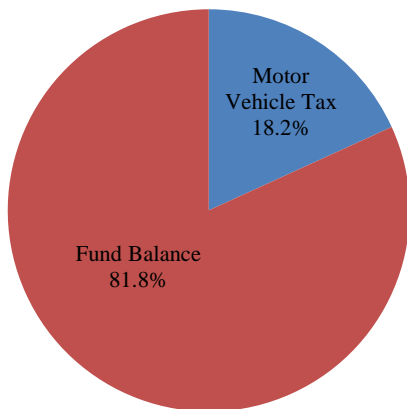
County Bridge and Road Improvement Fund O.S. Title 69 § 659-666

Established for the construction, replacement and repair of county roads and bridges. The program is funded by motor fuel excise tax and gross production taxes received by the Oklahoma Department of Transportation (ODOT). The monies received are based on formulas that take into account county population, miles of county roads, and county land area.

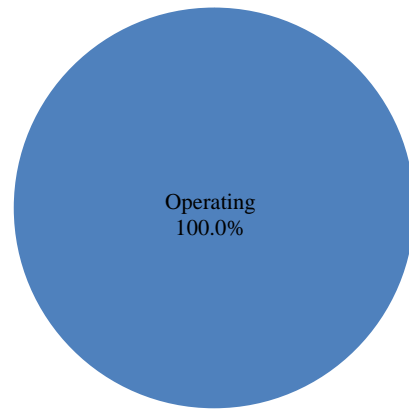
<b>Revenue</b>	<b>Actual Revenue FY 2018-19</b>	<b>Estimated Actual Revenues FY 2019-20</b>	<b>Adopted and Estimated Budget FY 2020-21</b>
Motor Vehicle Tax	\$ 888,958	\$ 912,994	\$ 821,695
Total Operating Revenue	888,958	912,994	821,695
Operating Transfers In	-	-	-
Operating Transfers Out	-	-	-
Budgetary Fund Balance	3,339,222	3,198,172	2,982,790
<b>Total Revenues, Transfers and Fund Balance</b>	<b>\$ 4,228,180</b>	<b>\$ 4,111,166</b>	<b>\$ 3,804,485</b>

<b>Expenditures</b>	<b>Actual Expenditures FY 2018-19</b>	<b>Estimated Actual Expenditures FY 2019-20</b>	<b>Adopted Budget FY 2020-21</b>
51000 Salary and Wages	\$ -	\$ -	\$ -
52000 Fringe Benefits	-	-	-
53000 Travel	-	-	-
54000 Operating Expend.	1,030,008	1,128,376	1,071,957
55000 Capital Outlay	-	-	-
<b>Total Expenditures</b>	<b>\$ 1,030,008</b>	<b>\$ 1,128,376</b>	<b>\$ 1,071,957</b>
<b>Ending Fund Balance</b>	<b>\$ 3,198,172</b>	<b>\$ 2,982,790</b>	<b>\$ 2,732,528</b>

**Revenue  
FY 20-21**



**Expenditures  
FY 20-21**



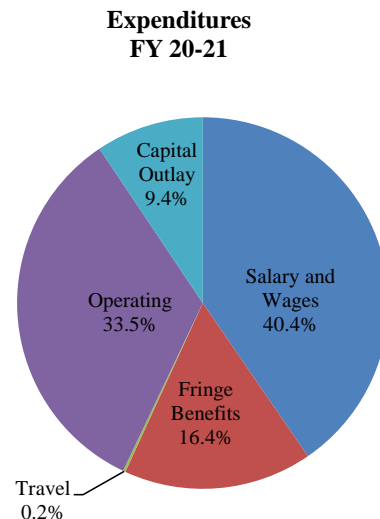
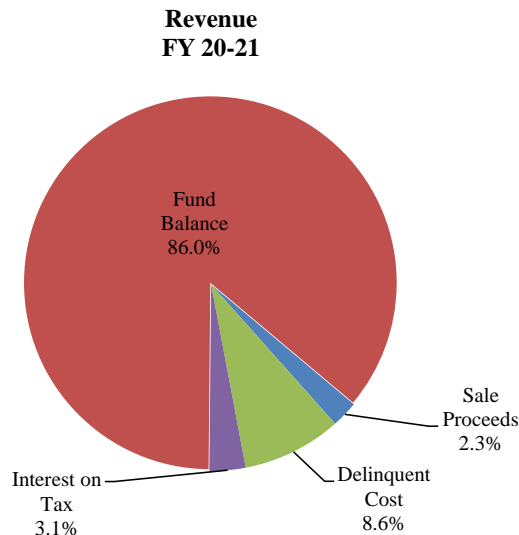
**Resale Property  
Fund 1130  
FY 2020-21**

Resale Property Fund O.S. Title 68 § 3137

All penalties, interest and forfeitures which may accrue on delinquent ad valorem taxes; the proceeds of sale or management control and operation of property acquired by the county at resale. The funds are authorized to be expended for the following purposes: 1) purchase of records, printing, supplies and equipment, and the employment of necessary clerical personnel in connection with delinquent, delinquent real estate tax lists 2) payment of the cost of advertising or publication or posting 3) reimbursement of the purchaser at resale or at commissioners' sale of any parcel of real estate, collected.

<b>Revenue</b>	<b>Actual Revenue FY 2018-19</b>	<b>Estimated Actual Revenues FY 2019-20</b>	<b>Adopted and Estimated Budget FY 2020-21</b>
Resale Property Sale Proceeds	\$ 253,476	\$ 225,056	\$ 214,507
Interest on Delinquent Property Tax	6,547,369	5,813,270	5,540,776
Cost on Delinquent Property Tax	948,480	842,135	802,660
Interest on Weed-Cleaning-Nuisance Tax	344,344	305,736	291,405
<b>Total Operating Revenue</b>	<b>8,093,670</b>	<b>7,186,197</b>	<b>6,849,348</b>
Operating Transfers In	-	-	-
Operating Transfers Out	(4,740,000)	N/A	N/A
Budgetary Fund Balance	5,090,553	4,965,873	8,010,957
<b>Total Revenues, Transfers and Fund Balance</b>	<b>\$ 8,444,222</b>	<b>\$ 12,152,070</b>	<b>\$ 14,860,304</b>

<b>Expenditures</b>	<b>Actual Expenditures FY 2018-19</b>	<b>Estimated Actual Expenditures FY 2019-20</b>	<b>Adopted Budget FY 2020-21</b>
51000 Salary and Wages	\$ 1,557,499	\$ 1,679,012	\$ 2,039,880
52000 Fringe Benefits	745,333	826,913	829,060
53000 Travel	3,160	5,525	10,800
54000 Operating Expend.	1,120,571	1,380,234	1,692,570
55000 Capital Outlay	51,787	249,429	474,100
<b>Total Expenditures</b>	<b>\$ 3,478,350</b>	<b>\$ 4,141,113</b>	<b>\$ 5,046,410</b>
<b>Ending Fund Balance</b>	<b>\$ 4,965,873</b>	<b>\$ 8,010,957</b>	<b>\$ 9,813,894</b>



**Treasurer's Mortgage Fee  
Fund 1140  
FY 2020-21**

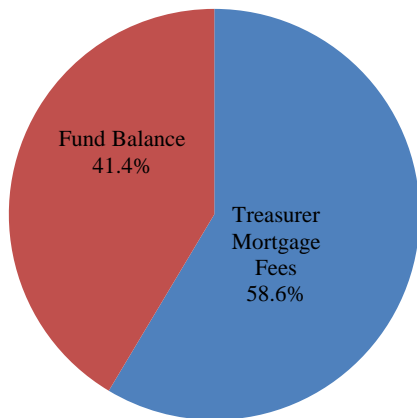
Treasurer Mortgage Fee Fund O.S. Title 68 § 1904 (b)

A fee of \$5.00 is collected by the Treasurer on each mortgage presented for certification. Monies from this account shall be expended by the County Treasurer in the lawful operation of the Treasurer's office.

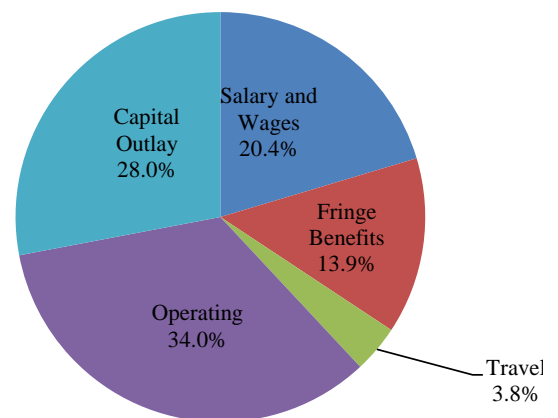
<b>Revenue</b>	<b>Actual Revenue FY 2018-19</b>	<b>Estimated Actual Revenues FY 2019-20</b>	<b>Adopted and Estimated Budget FY 2020-21</b>
Treasurer Mortgage Fees	\$ 133,511	\$ 143,159	\$ 133,169
Total Operating Revenue	133,511	143,159	133,169
Operating Transfers In			
Operating Transfers Out	-	-	-
Budgetary Fund Balance	143,003	154,134	94,136
<b>Total Revenues, Transfers and Fund Balance</b>	<b>\$ 276,514</b>	<b>\$ 297,293</b>	<b>\$ 227,305</b>

<b>Expenditures</b>	<b>Actual Expenditures FY 2018-19</b>	<b>Estimated Actual Expenditures FY 2019-20</b>	<b>Adopted Budget FY 2020-21</b>
51000 Salary and Wages	\$ 33,660	\$ 39,775	\$ 41,556
52000 Fringe Benefits	27,869	29,823	28,398
53000 Travel	8,134	9,310	7,650
54000 Operating Expend.	49,348	89,332	69,280
55000 Capital Outlay	3,369	34,917	57,100
<b>Total Expenditures</b>	<b>\$ 122,380</b>	<b>\$ 203,157</b>	<b>\$ 203,983</b>
<b>Ending Fund Balance</b>	<b>\$ 154,134</b>	<b>\$ 94,136</b>	<b>\$ 23,322</b>

**Revenue  
FY 20-21**



**Expenditures  
FY 20-21**



## County Clerk Lien Fee

### Fund 1150

### FY 2020-21

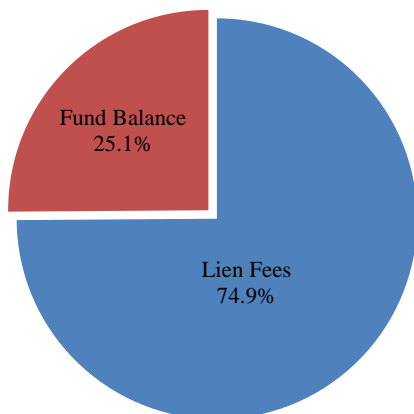
Lien Fee Fund O.S. Title 19 § 265

The fee for preparing and mailing the notice of mechanic's and materialmen's lien and costs shall be paid by the person filing the lien. A fee of \$1.00 is also collected for furnishing photographic copies of photographic records, or typewritten script or printed records. Monies from this account may be used by the county clerk for the lawful operation of the office.

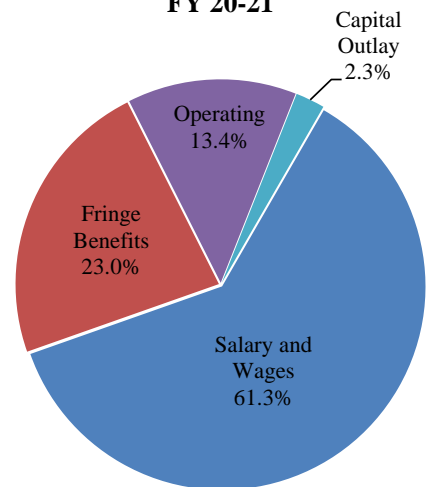
<b>Revenue</b>	<b>Actual Revenue FY 2018-19</b>	<b>Estimated Actual Revenues FY 2019-20</b>	<b>Adopted and Estimated Budget FY 2020-21</b>
Lien Fees	\$ 94,718	\$ 329,803	\$ 296,823
Total Operating Revenue	94,718	329,803	296,823
Operating Transfers In			
Operating Transfers Out			
Budgetary Fund Balance	151,044	205,532	99,529
<b>Total Revenues, Transfers and Fund Balance</b>	<b>\$ 245,762</b>	<b>\$ 535,335</b>	<b>\$ 396,352</b>

<b>Expenditures</b>	<b>Actual Expenditures FY 2018-19</b>	<b>Estimated Actual Expenditures FY 2019-20</b>	<b>Adopted Budget FY 2020-21</b>
51000 Salary and Wages	\$ 1,396	\$ 160,178	\$ 143,186
52000 Fringe Benefits	274	70,919	53,648
53000 Travel	2,850	10,000	-
54000 Operating Expend.	15,349	35,267	31,410
55000 Capital Outlay	20,361	159,442	5,436
<b>Total Expenditures</b>	<b>\$ 40,231</b>	<b>\$ 435,806</b>	<b>\$ 233,680</b>
<b>Ending Fund Balance</b>	<b>\$ 205,532</b>	<b>\$ 99,529</b>	<b>\$ 162,672</b>

**Revenue  
FY 20-21**



**Expenditures  
FY 20-21**



## County Clerk UCC Central Filing

### Fund 1151

### FY 2020-21

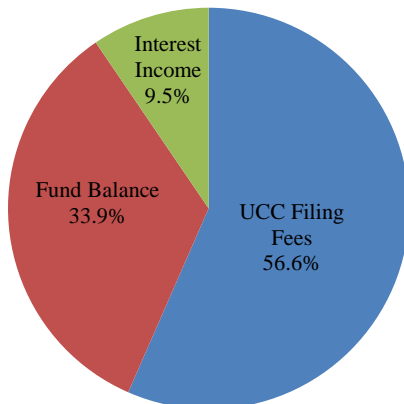
UCC Central Filing Fund - O.S. Title 12A. Article 9 § 1-9-525.1

Fees collected for filing, indexing, recording and copying documents collected pursuant to Section 1-9-525.1. Monies in this account shall be expended in the following amounts for the following purposes: 1) of the fees collected pursuant to paragraphs 1 and 2 of subsection (1) \$5 shall be paid monthly to the general fund as a liquidated fee for capital and other expenses associated with operation of the filing office; and 2) all other fees or parts of fees and any interest accruing to this account shall be expended by the county clerk for the lawful operation of the filing office.

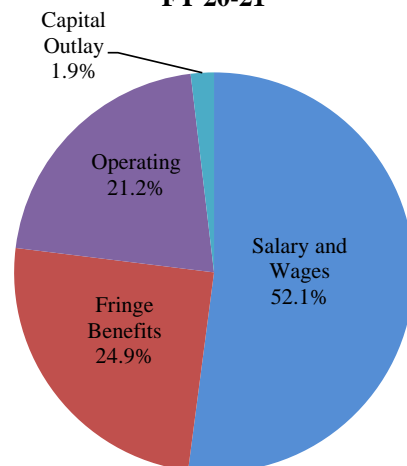
<b>Revenue</b>	<b>Actual Revenue FY 2018-19</b>	<b>Estimated Actual Revenues FY 2019-20</b>	<b>Adopted and Estimated Budget FY 2020-21</b>
UCC Filing Fees	\$ 704,073	\$ 700,503	\$ 630,453
Interest Income	6,197	6,680	6,012
<b>Total Operating Revenue</b>	<b>710,270</b>	<b>707,183</b>	<b>636,464</b>
Operating Transfers In			
Operating Transfers Out	-	-	-
Budgetary Fund Balance	383,142	451,884	378,083
<b>Total Revenues, Transfers and Fund Balance</b>	<b>\$ 1,093,412</b>	<b>\$ 1,159,067</b>	<b>\$ 1,014,547</b>

<b>Expenditures</b>	<b>Actual Expenditures FY 2018-19</b>	<b>Estimated Actual Expenditures FY 2019-20</b>	<b>Adopted Budget FY 2020-21</b>
51000 Salary and Wages	\$ 334,046	\$ 274,777	\$ 278,518
52000 Fringe Benefits	148,897	127,043	133,041
53000 Travel			-
54000 Operating Expend.	154,028	297,772	113,285
55000 Capital Outlay	4,557	81,393	10,000
<b>Total Expenditures</b>	<b>\$ 641,528</b>	<b>\$ 780,984</b>	<b>\$ 534,844</b>
<b>Ending Fund Balance</b>	<b>\$ 451,884</b>	<b>\$ 378,083</b>	<b>\$ 479,703</b>

**Revenue  
FY 20-21**



**Expenditures  
FY 20-21**



## County Clerk Records Management and Preservation

### Fund 1152

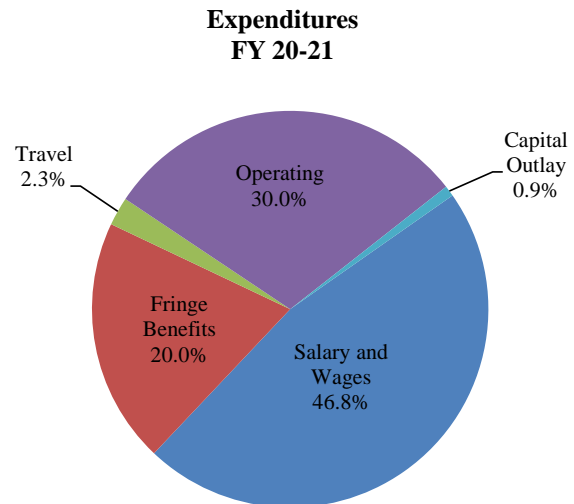
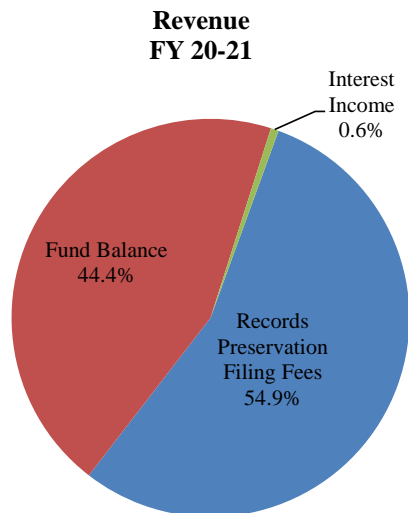
### FY 2020-21

Records Preservation O.S. Title 28 § 32

A \$10 fee collected for each instrument recorded with the Registrar of Deeds. Monies accruing to the fund are to be expended by the clerk and not transferred to any other fund. For the purpose of preserving, maintaining, and archiving recorded instruments including, but not limited to, records management, records preservation, automation, modernization, and related lawful expenditures. Revenue collections started in fiscal year 01/02 and are being used to preserve over one-hundred years of county records maintained by the County Clerk's Office.

<b>Revenue</b>	<b>Actual Revenue FY 2018-19</b>	<b>Estimated Actual Revenues FY 2019-20</b>	<b>Adopted and Estimated Budget FY 2020-21</b>
Records Preservation Filing Fees	\$ 878,949	\$ 1,296,861	\$ 1,167,175
E-File Refunds	6,203	5,006	4,505
Interest Income	14,204	15,128	13,615
<b>Total Operating Revenue</b>	<b>899,356</b>	<b>1,316,995</b>	<b>1,185,296</b>
Operating Transfers In			
Operating Transfers Out			
Budgetary Fund Balance	707,198	996,905	944,664
<b>Total Revenues, Transfers and Fund Balance</b>	<b>\$ 1,606,553</b>	<b>\$ 2,313,900</b>	<b>\$ 2,129,960</b>

<b>Expenditures</b>	<b>Actual Expenditures FY 2018-19</b>	<b>Estimated Actual Expenditures FY 2019-20</b>	<b>Adopted Budget FY 2020-21</b>
51000 Salary and Wages	\$ 286,920	\$ 531,480	\$ 537,310
52000 Fringe Benefits	126,773	236,475	229,697
53000 Travel			26,750
54000 Operating Expend.	190,431	161,893	344,952
55000 Capital Outlay	5,524	439,388	10,000
<b>Total Expenditures</b>	<b>\$ 609,649</b>	<b>\$ 1,369,236</b>	<b>\$ 1,148,710</b>
<b>Ending Fund Balance</b>	<b>\$ 996,905</b>	<b>\$ 944,664</b>	<b>\$ 981,251</b>

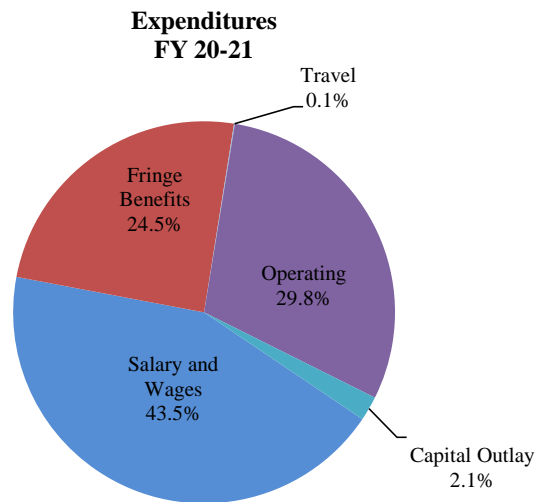
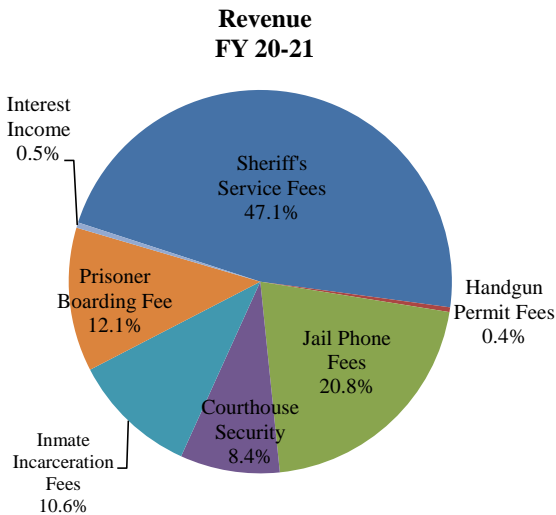


**Sheriff Service Fee  
Fund 1160  
FY 2020-21**

Sheriff Service Fee Fund O.S. Title 19 § 514, 514.1 and 514.3

Funds from Civil and Criminal process and miscellaneous fees to include finger printing. Monies from the account shall be expended by the Sheriff in the lawful operation of his office.

	<b>Actual Revenue</b>	<b>Estimated Actual Revenues</b>	<b>Adopted and Estimated Budget</b>
	<b>FY 2018-19</b>	<b>FY 2019-20</b>	<b>FY 2020-21</b>
Inmate Boarding Fees-Cities	\$ -	\$ 680,454	\$ 877,285
Sheriff's Service Fees	2,572,625	19,778	2,129,249
Handgun Permit Fees	46,775	16,500	13,500
Jail Phone Fees	891,917	973,000	875,696
Courthouse Security	410,912	2,201,272	356,206
Inmate Incarceration Fees	703,171	392,537	32,174
Reimbursements and Misc Fees	423	-	572,013
Interest Income	13,408	496,331	2,298
<b>Total Operating Revenue</b>	<b>4,639,232</b>	<b>4,779,872</b>	<b>4,858,421</b>
Operating Transfers In			
Operating Transfers Out			
Budgetary Fund Balance	897,779	719,083	1,563,126
<b>Total Revenues, Transfers and Fund Balance</b>	<b>\$ 5,537,011</b>	<b>\$ 5,498,955</b>	<b>\$ 6,421,548</b>
	<b>Actual Expenditures</b>	<b>Estimated Actual Expenditures</b>	<b>Adopted Budget</b>
	<b>FY 2018-19</b>	<b>FY 2019-20</b>	<b>FY 2020-21</b>
51000 Salary and Wages	\$ 2,523,355	\$ 1,616,043	\$ 2,372,232
52000 Fringe Benefits	1,187,106	796,204	1,337,344
53000 Travel	6,683	3,304	4,000
54000 Operating Expend.	1,064,388	1,302,658	1,623,041
55000 Capital Outlay	36,395	217,620	113,200
<b>Total Expenditures</b>	<b>\$ 4,817,928</b>	<b>\$ 3,935,829</b>	<b>\$ 5,449,816</b>
<b>Ending Fund Balance</b>	<b>\$ 719,083</b>	<b>\$ 1,563,126</b>	<b>\$ 971,732</b>



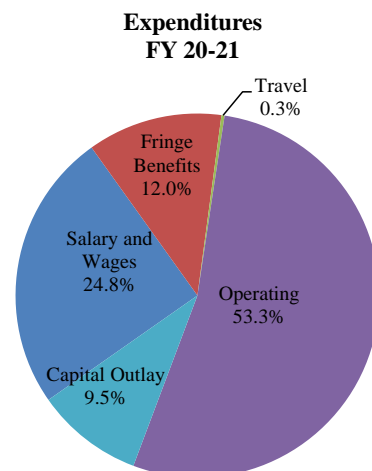
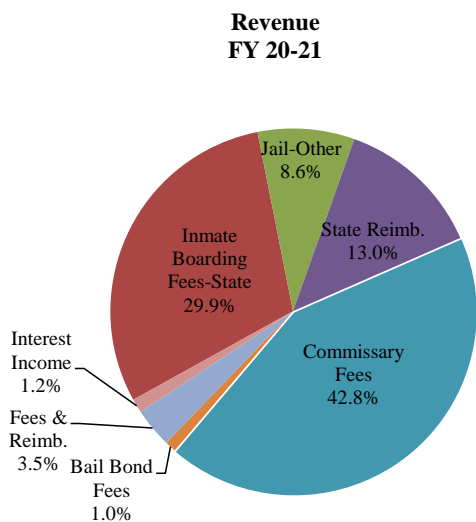


**Sheriff Special Revenue  
Fund 1161  
FY 2020-21**

Sheriff Special Revenue Fund O.S. Title 19 § 180.43

Established to account for the collection and expenditures of prisoner boarding fees, for the operation of the jail commissary, housing of federal prisoners, drug enforcement, travel activities and training activities of the Sheriff's office.

	<b>Actual Revenue</b>	<b>Estimated Actual Revenues</b>	<b>Adopted and Estimated Budget</b>
<b>Revenue</b>	<b>FY 2018-19</b>	<b>FY 2019-20</b>	<b>FY 2020-21</b>
Inmate Boarding Fees-Cities	\$ 538,220	\$ -	\$ -
Inmate Boarding Fees-State	1,228,257	1,184,965	1,010,066
Jail-Other	386,906	339,120	66,420
State Reimbursement	499,099	513,874	462,487
Commissary Fees	1,896,231	1,692,864	1,523,578
Bail Bond Fees	51,540	39,503	42,438
Fees & Reimb.	227,085	138,966	388,016
Interest Income	38,120	48,676	41,265
<b>Total Operating Revenue</b>	<b>\$ 4,865,458</b>	<b>\$ 3,957,968</b>	<b>\$ 3,534,270</b>
Operating Transfers In	47,281		
Operating Transfers Out	(50,000)	-	-
Budgetary Fund Balance	2,844,171	2,716,482	2,482,870
<b>Total Revenues, Transfers and Fund Balance</b>	<b>\$ 7,706,910</b>	<b>\$ 6,674,450</b>	<b>\$ 6,017,140</b>
	<b>Actual Expenditures</b>	<b>Estimated Actual Expenditures</b>	<b>Adopted Budget</b>
<b>Expenditures</b>	<b>FY 2018-19</b>	<b>FY 2019-20</b>	<b>FY 2020-21</b>
51000 Salary and Wages	\$ 1,689,250	\$ 786,988	\$ 889,889
52000 Fringe Benefits	804,427	368,674	430,031
53000 Travel	14,247	22,541	10,000
54000 Operating Expend.	1,885,077	2,037,639	1,911,350
55000 Capital Outlay	597,429	975,737	342,149
<b>Total Expenditures</b>	<b>\$ 4,990,429</b>	<b>\$ 4,191,580</b>	<b>\$ 3,583,419</b>
<b>Ending Fund Balance</b>	<b>\$ 2,716,482</b>	<b>\$ 2,482,870</b>	<b>\$ 2,433,722</b>



**Sheriff Grant  
Fund 1162  
FY 2020-21**

Sheriff Grant Fund O.S. Title 19 § 529

Established to account for the collection and expenditures of monies received from state and federal granting agencies.

<b>Revenue</b>	<b>Actual Revenue FY 2018-19</b>	<b>Estimated Actual Revenues FY 2019-20</b>	<b>Adopted and Estimated Budget FY 2020-21</b>
Federal Grants	\$ 323,244	\$ 95,359	\$ 85,822.87
State Grants	-	2,952	
Technology Grant	100,000	100,000	100,000
Interest Income	-	-	-
<b>Total Operating Revenue</b>	<b>423,244</b>	<b>198,309</b>	<b>185,823</b>
Operating Transfers In	50,000	-	-
Operating Transfers Out	(47,281)	-	-
Budgetary Fund Balance	602,611	686,886	400,923
<b>Total Revenues, Transfers and Fund Balance</b>	<b>\$ 1,028,574</b>	<b>\$ 885,195</b>	<b>\$ 586,746</b>

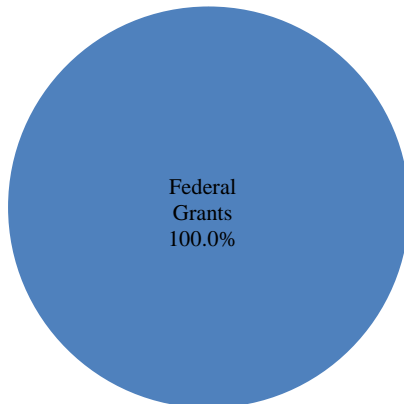
  

<b>Expenditures</b>	<b>Actual Expenditures FY 2018-19</b>	<b>Estimated Actual Expenditures FY 2019-20</b>	<b>Adopted Budget FY 2020-21</b>
51000 Salary and Wages	\$ 97,634	\$ 206,701	\$ 177,299
52000 Fringe Benefits	27,811	29,829	64,436
53000 Travel	2,249		7,050
54000 Operating Expend.	2,712	11,161	5,000
55000 Capital Outlay	211,281	236,582	35,600
<b>Total Expenditures</b>	<b>\$ 341,688</b>	<b>\$ 484,272</b>	<b>\$ 289,385</b>

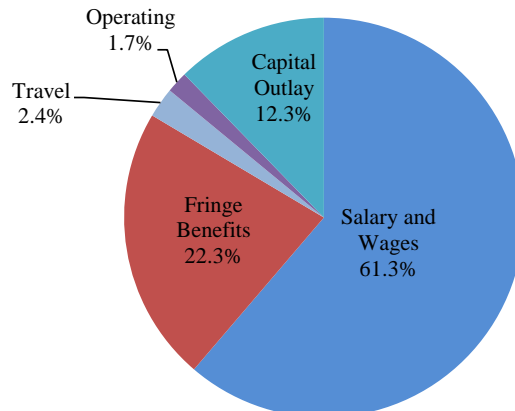
  

<b>Ending Fund Balance</b>	<b>\$ 686,886</b>	<b>\$ 400,923</b>	<b>\$ 297,361</b>
----------------------------	-------------------	-------------------	-------------------

**Revenue  
FY 20-21**



**Expenditures  
FY 20-21**



**Assessor's Revolving Fee  
Fund 1201  
FY 2020-21**

Assessor Fee Revolving Fund O.S. Title 68 § 2829.1

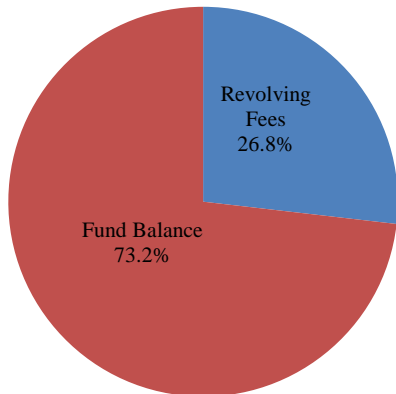
Consists of fees collected by the Assessor for furnishing all records available for copying and for furnishing standard maps. Monies deposited to the fund shall be expended by the County Assessor and shall not be transferred to any other account for a purpose other than 1) For maintenance, replacement and upgrade of computer hardware and software associated with County Assessor databases and geographic information systems; and 2) To provide products and services generated from the database and geographic information.

<b>Revenue</b>	<b>Actual Revenue FY 2018-19</b>	<b>Estimated Actual Revenues FY 2019-20</b>	<b>Adopted and Estimated Budget FY 2020-21</b>
Revolving Fees	\$ 14,145	\$ 17,157	\$ 15,441
<b>Total Operating Revenue</b>	<b>14,145</b>	<b>17,157</b>	<b>15,441</b>
Operating Transfers In	-	-	-
Operating Transfers Out	-	-	-
Budgetary Fund Balance	125,320	86,878	42,118
<b>Total Revenues, Transfers and Fund Balance</b>	<b>\$ 139,466</b>	<b>\$ 104,035</b>	<b>\$ 57,559</b>

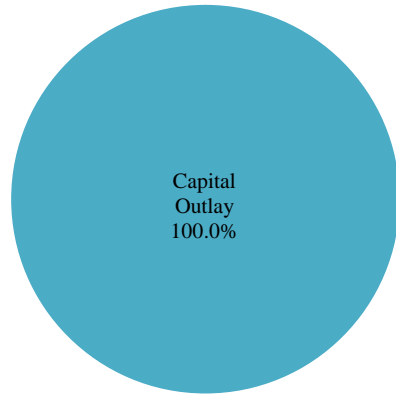
  

<b>Expenditures</b>	<b>Actual Expenditures FY 2018-19</b>	<b>Estimated Actual Expenditures FY 2019-20</b>	<b>Adopted Budget FY 2020-21</b>
51000 Salary and Wages	\$ -	\$ -	\$ -
52000 Fringe Benefits	-	-	-
53000 Travel	-	-	-
54000 Operating Expend.	-	-	-
55000 Capital Outlay	52,587	61,917	56,452
<b>Total Expenditures</b>	<b>\$ 52,587</b>	<b>\$ 61,917</b>	<b>\$ 56,452</b>
<b>Ending Fund Balance</b>	<b>\$ 86,878</b>	<b>\$ 42,118</b>	<b>\$ 1,107</b>

**Revenue  
FY 20-21**



**Expenditures  
FY 20-21**



## Juvenile Probation Fee

### Fund 1231

### FY 2020-21

Juvenile Probation Fee Fund - O.S. Title 10A, Article 2 § 2-2-503

If the child is placed on probation, the court may impose a probation fee of no more than \$25 per month, if the court finds that the child or parent or legal guardian of the child has ability to pay the fee. Fees collected shall be used to purchased needed services for Bureau clients such as sanctions, sex offenders' services, counseling, and psychological counseling.

<b>Revenue</b>	<b>Actual Revenue FY 2018-19</b>	<b>Estimated Actual Revenues FY 2019-20</b>	<b>Adopted and Estimated Budget FY 2020-21</b>
Fees	\$ 17,811	\$ 11,902	\$ 10,711
Total Operating Revenue	17,811	11,902	10,711
Operating Transfers In	-	-	-
Operating Transfers Out	-	-	-
Budgetary Fund Balance	123,546	113,296	83,475
<b>Total Revenues, Transfers and Fund Balance</b>	<b>\$ 141,356</b>	<b>\$ 125,198</b>	<b>\$ 94,187</b>

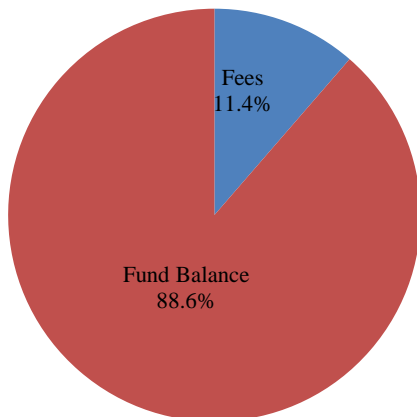
  

<b>Expenditures</b>	<b>Actual Expenditures FY 2018-19</b>	<b>Estimated Actual Expenditures FY 2019-20</b>	<b>Adopted Budget FY 2020-21</b>
51000 Salary and Wages	\$ -	\$ -	\$ -
52000 Fringe Benefits	-	-	-
53000 Travel	-	-	-
54000 Operating Expend.	28,060	41,723	92,700
55000 Capital Outlay	-	-	-
<b>Total Expenditures</b>	<b>\$ 28,060</b>	<b>\$ 41,723</b>	<b>\$ 92,700</b>

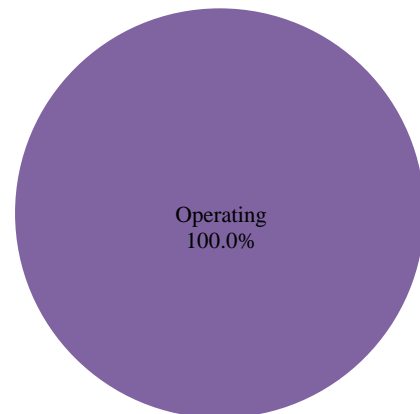
  

<b>Ending Fund Balance</b>	<b>\$ 113,296</b>	<b>\$ 83,475</b>	<b>\$ 1,487</b>
----------------------------	-------------------	------------------	-----------------

**Revenue  
FY 20-21**



**Expenditures  
FY 20-21**



**Juvenile Work Restitution  
Fund 1232  
FY 2020-21**

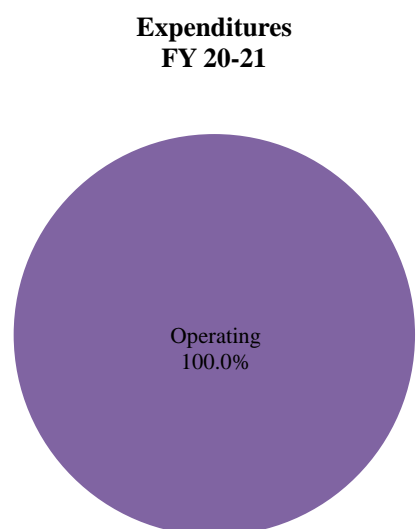
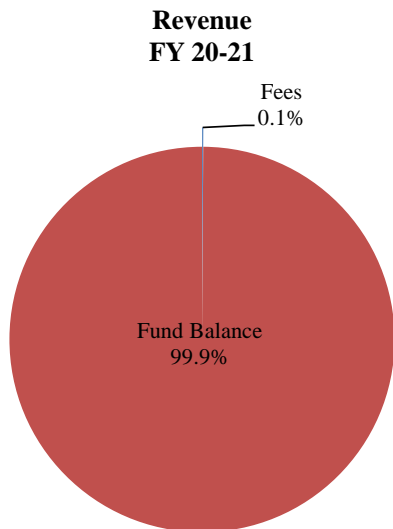
Juvenile Work Restitution Fund O.S. Title 10A, Article 2 § 2-2-503

The court can order the child to pay the fine which would have been imposed had such a child been convicted of such crime as an adult. Any such fine collected shall be used to allow children otherwise unable to pay restitution to work in community service projects in the private or public sector to earn money to compensate their victims.

<b>Revenue</b>	<b>Actual Revenue FY 2018-19</b>	<b>Estimated Actual Revenues FY 2019-20</b>	<b>Adopted and Estimated Budget FY 2020-21</b>
Fees	\$ 250	\$ 100	\$ 90
<b>Total Operating Revenue</b>	<b>250</b>	<b>100</b>	<b>90</b>
Operating Transfers In			
Operating Transfers Out			
Budgetary Fund Balance	88,624	88,874	88,474
<b>Total Revenues, Transfers and Fund Balance</b>	<b>\$ 88,874</b>	<b>\$ 88,974</b>	<b>\$ 88,564</b>

<b>Expenditures</b>	<b>Actual Expenditures FY 2018-19</b>	<b>Estimated Actual Expenditures FY 2019-20</b>	<b>Adopted Budget FY 2020-21</b>
51000 Salary and Wages	\$ -	\$ -	\$ -
52000 Fringe Benefits	-	-	-
53000 Travel	-	-	-
54000 Operating Expend.	-	500	1,000
55000 Capital Outlay	-	-	-
<b>Total Expenditures</b>	<b>\$ -</b>	<b>\$ 500</b>	<b>\$ 1,000</b>
<b>Ending Fund Balance</b>	<b>\$ 88,874</b>	<b>\$ 88,474</b>	<b>\$ 87,564</b>



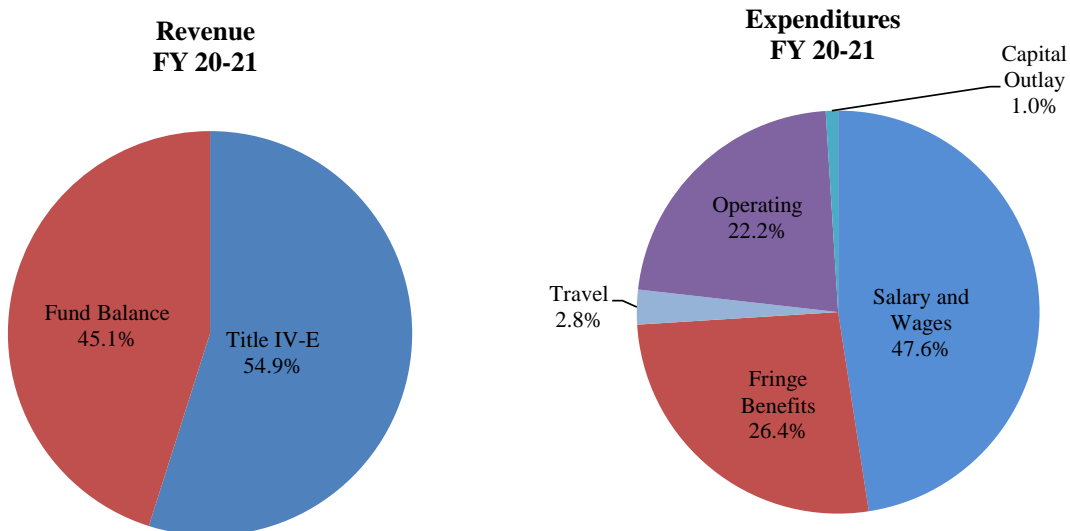
**Juvenile Grant  
Fund 1233  
FY 2020-21**

Juvenile Grant Fund

Established to account for collections and expenditures of grants received from federal and state agencies.

<b>Revenue</b>	<b>Actual Revenue FY 2018-19</b>	<b>Estimated Actual Revenues FY 2019-20</b>	<b>Adopted and Estimated Budget FY 2020-21</b>
State Grants	\$ -	\$ -	\$ -
Federal Grants	-	-	
Title IV-E	314,013	352,425	317,183
<b>Total Operating Revenue</b>	<b>314,013</b>	<b>\$ 352,425</b>	<b>\$ 317,183</b>
Operating Transfers In			
Operating Transfers Out			
Budgetary Fund Balance	159,354	\$ 187,208	260,537
<b>Total Revenues, Transfers and Fund Balance</b>	<b>\$ 473,367</b>	<b>\$ 539,633</b>	<b>\$ 577,720</b>

<b>Expenditures</b>	<b>Actual Expenditures FY 2018-19</b>	<b>Estimated Actual Expenditures FY 2019-20</b>	<b>Adopted Budget FY 2020-21</b>
51000 Salary and Wages	\$ 132,430	\$ 131,493	\$ 145,204
52000 Fringe Benefits	77,075	79,387	80,709
53000 Travel	14,000	1,000	8,500
54000 Operating Expend.	62,655	65,215	67,830
55000 Capital Outlay		2,000	3,020
<b>Total Expenditures</b>	<b>\$ 286,159</b>	<b>\$ 279,096</b>	<b>\$ 305,263</b>
<b>Ending Fund Balance</b>	<b>\$ 187,208</b>	<b>\$ 260,537</b>	<b>\$ 272,456</b>



## Planning Commission

### Fund 1240

### FY 2020-21

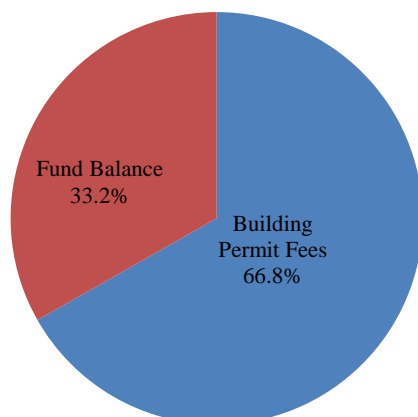
Planning Commission Fee Fund O.S. Title 19 § 868.4

Fees collected for permits and hearings before the Planning Commission, Floodplain Management Board and Board of Adjustment. The funds shall be expended by the planning commission for salaries of the staff, for mailing cost to potentially affected members of the public concerning notice of petitions for amendment to zoning regulations, for books records, supplies, fixtures and other necessary expenses incurred in the operation of the Planning Commission.

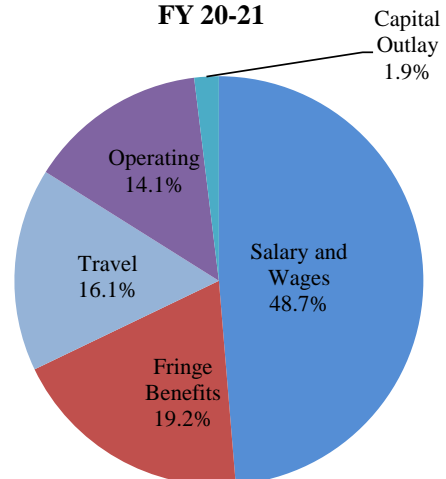
<b>Revenue</b>	<b>Actual Revenue FY 2018-19</b>	<b>Estimated Actual Revenues FY 2019-20</b>	<b>Adopted and Estimated Budget FY 2020-21</b>
Building Permit Fees	\$ 301,129	\$ 333,748	\$ 300,373
<b>Total Operating Revenue</b>	<b>301,129</b>	<b>333,748</b>	<b>300,373</b>
Operating Transfers In			
Operating Transfers Out			
Budgetary Fund Balance	314,332	134,775	149,419
<b>Total Revenues, Transfers and Fund Balance</b>	<b>\$ 615,460</b>	<b>\$ 468,523</b>	<b>\$ 449,792</b>

<b>Expenditures</b>	<b>Actual Expenditures FY 2018-19</b>	<b>Estimated Actual Expenditures FY 2019-20</b>	<b>Adopted Budget FY 2020-21</b>
51000 Salary and Wages	\$ 300,692	\$ 192,267	\$ 125,864
52000 Fringe Benefits	121,608	79,101	49,619
53000 Travel	24,287	23,137	41,500
54000 Operating Expend.	27,277	23,378	36,560
55000 Capital Outlay	6,821	1,221	1,000
<b>Total Expenditures</b>	<b>\$ 480,686</b>	<b>\$ 319,103</b>	<b>\$ 254,543</b>
<b>Ending Fund Balance</b>	<b>\$ 134,775</b>	<b>\$ 149,419</b>	<b>\$ 195,249</b>

**Revenue  
FY 20-21**



**Expenditures  
FY 20-21**



**Local Emergency Planning Committee**

**Fund 1250**

**FY 2020-21**

Local Emergency Planning Committee HMEP Grant O.S. Title 27A § 4-2-103

Grant funds received from the U.S. Department of Transportation through the Oklahoma Department of Civil Emergency Management. Restricted for the LEPC for Hazardous Materials Emergency Planning activities.

<b>Revenue</b>	<b>Actual Revenue FY 2018-19</b>	<b>Estimated Actual Revenues FY 2019-20</b>	<b>Adopted and Estimated Budget FY 2020-21</b>
HMEP Grant Revenues	\$ 9,618	\$ -	\$ -
Total Operating Revenue	9,618	-	-
Operating Transfers In			
Operating Transfers Out			
Budgetary Fund Balance	0	9,618	9,618
<b>Total Revenues, Transfers and Fund Balance</b>	<b>\$ 9,618</b>	<b>\$ 9,618</b>	<b>\$ 9,618</b>

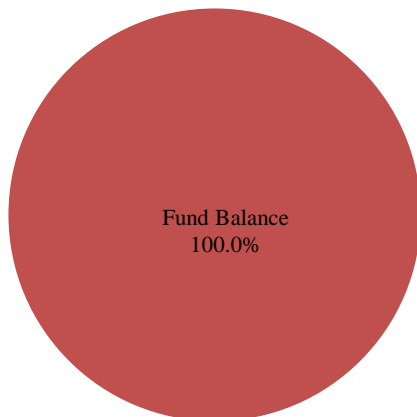
  

<b>Expenditures</b>	<b>Actual Expenditures FY 2018-19</b>	<b>Estimated Actual Expenditures FY 2019-20</b>	<b>Adopted Budget FY 2020-21</b>
51000 Salary and Wages	\$ -	\$ -	\$ -
52000 Fringe Benefits	-	-	-
53000 Travel	-	-	1,500
54000 Operating Expend.	-	-	3,262
55000 Capital Outlay	-	-	4,856
<b>Total Expenditures</b>	<b>\$ -</b>	<b>\$ -</b>	<b>\$ 9,618</b>

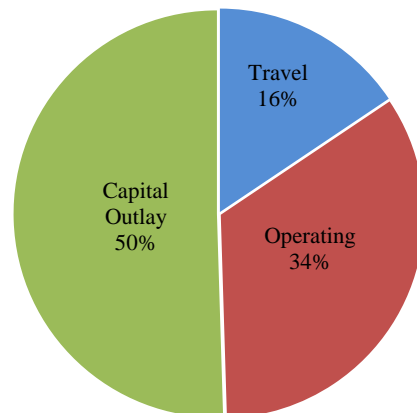
  

<b>Ending Fund Balance</b>	<b>\$ 9,618</b>	<b>\$ 9,618</b>	<b>\$ -</b>
----------------------------	-----------------	-----------------	-------------

**Revenue  
FY 20-21**



**Expenditures  
FY 20-21**





**Emergency Management  
Fund 1251  
FY 2020-21**

Emergency Management Fund O.S. Title 63 § 683.1

Revenues received from the Federal Emergency Management Agency for travel, operations, and capital items relating to the Emergency Management program.

<b>Revenue</b>	<b>Actual Revenue FY 2018-19</b>	<b>Estimated Actual Revenues FY 2019-20</b>	<b>Adopted and Estimated Budget FY 2020-21</b>
Federal Grants-DPPE/Emergency Operation Plan/HMPG	\$ 81,793	\$ 109,839	\$ 98,855
EM Comm Infrastructure	45,350		
FEMA Reimb	1,010	-	-
<b>Total Operating Revenue</b>	<b>128,153</b>	<b>109,839</b>	<b>98,855</b>
Operating Transfers In	-		
Operating Transfers Out	-		
Budgetary Fund Balance	449,009	491,274	578,242
<b>Total Revenues, Transfers and Fund Balance</b>	<b>\$ 577,162</b>	<b>\$ 601,113</b>	<b>\$ 677,097</b>

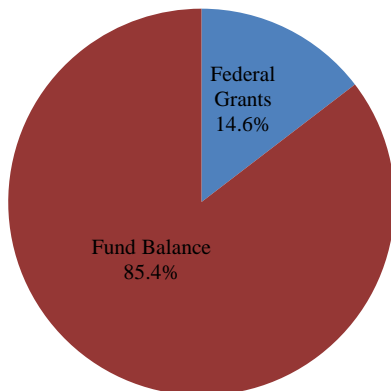
  

<b>Expenditures</b>	<b>Actual Expenditures FY 2018-19</b>	<b>Estimated Actual Expenditures FY 2019-20</b>	<b>Adopted Budget FY 2020-21</b>
51000 Salary and Wages	-	-	-
52000 Fringe Benefits	-	-	-
53000 Travel	-	260	943
54000 Operating Expend.	12,326	9,779	228,206
55000 Capital Outlay	73,562	12,832	327,081
<b>Total Expenditures</b>	<b>\$ 85,888</b>	<b>\$ 22,870</b>	<b>\$ 556,230</b>

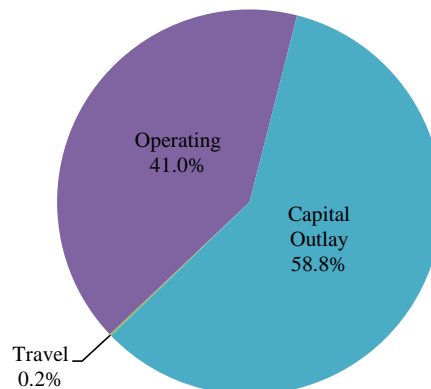
  

<b>Ending Fund Balance</b>	<b>\$ 491,274</b>	<b>\$ 578,242</b>	<b>\$ 120,868</b>
----------------------------	-------------------	-------------------	-------------------

**Revenue  
FY 20-21**



**Expenditures  
FY 20-21**



**Court Services  
Fund 1260  
FY 2020-21**

Community Service Fee Fund O.S. Title 22 § 991a-4.1

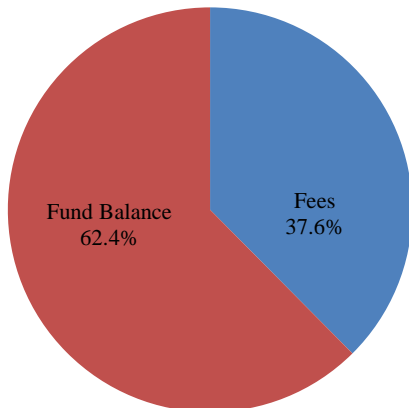
Program established to provide an alternative to incarceration for nonviolent felony offenders

Fees are paid by individuals sentenced to perform community service by the courts.

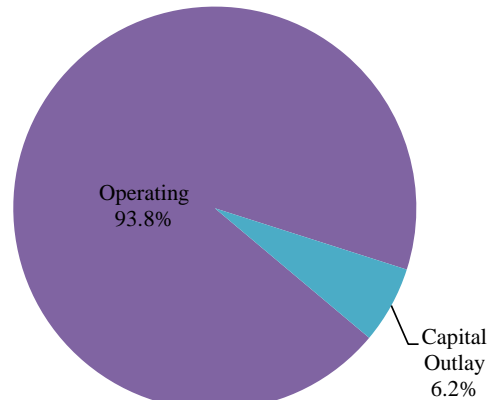
<b>Revenue</b>	<b>Actual Revenue FY 2018-19</b>	<b>Estimated Actual Revenues FY 2019-20</b>	<b>Adopted and Estimated Budget FY 2020-21</b>
Fees	\$ 85,914	\$ 72,227	\$ 67,411
Total Operating Revenue	85,914	72,227	67,411
Operating Transfers In			
Operating Transfers Out			
Budgetary Fund Balance	142,485	153,379	112,027
<b>Total Revenues, Transfers and Fund Balance</b>	<b>\$ 228,399</b>	<b>\$ 225,605</b>	<b>\$ 179,438</b>

<b>Expenditures</b>	<b>Actual Expenditures FY 2018-19</b>	<b>Estimated Actual Expenditures FY 2019-20</b>	<b>Adopted Budget FY 2020-21</b>
51000 Salary and Wages	\$ -	\$ -	\$ -
52000 Fringe Benefits	-	-	-
53000 Travel	-	112	-
54000 Operating Expend.	69,304	105,735	166,300
55000 Capital Outlay	5,716	7,732	10,972
<b>Total Expenditures</b>	<b>\$ 75,021</b>	<b>\$ 113,578</b>	<b>\$ 177,272</b>
<b>Ending Fund Balance</b>	<b>\$ 153,379</b>	<b>\$ 112,027</b>	<b>\$ 2,167</b>

**Revenue  
FY 20-21**



**Expenditures  
FY 20-21**



## Community Sentencing

### Fund 1270

### FY 2020-21

Community Sentencing Fund O.S. Title 22 § 988.6

Program established to provide an alternative to incarceration for nonviolent felony offenders.

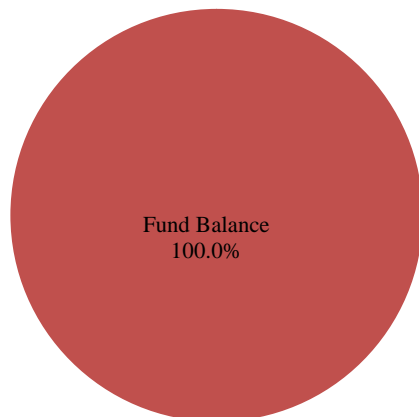
Fees are paid by individuals sentenced to perform community service by the courts.

<b>Revenue</b>	<b>Actual Revenue FY 2018-19</b>	<b>Estimated Actual Revenues FY 2019-20</b>	<b>Adopted and Estimated Budget FY 2020-21</b>
Offender Fees	\$ 510	\$ -	\$ -
State DOC Reimb.	-	-	-
<b>Total Operating Revenue</b>	<b>510</b>	<b>-</b>	<b>-</b>
Operating Transfers In			
Operating Transfers Out			
Budgetary Fund Balance	283,720	264,448	264,448
<b>Total Revenues, Transfers and Fund Balance</b>	<b>\$ 284,230</b>	<b>\$ 264,448</b>	<b>\$ 264,448</b>

<b>Expenditures</b>	<b>Actual Expenditures FY 2018-19</b>	<b>Estimated Actual Expenditures FY 2019-20</b>	<b>Adopted Budget FY 2020-21</b>
51000 Salary and Wages	\$ -	\$ -	\$ -
52000 Fringe Benefits	-	-	-
53000 Travel	-	-	-
54000 Operating Expend.	19,783	-	-
55000 Capital Outlay	-	-	-
<b>Total Expenditures</b>	<b>\$ 19,783</b>	<b>\$ -</b>	<b>\$ -</b>
<b>Ending Fund Balance</b>	<b>\$ 264,448</b>	<b>\$ 264,448</b>	<b>\$ 264,448</b>

#### Revenue FY 20-21



**Drug Court  
Fund 1280  
FY 2020-21**

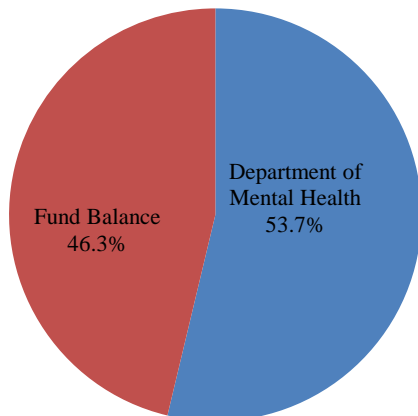
Drug Court Fund O.S. Title 22 § 471.1

Established to account for funds received from the Department of Mental Health for the purpose of administering a drug-court program.

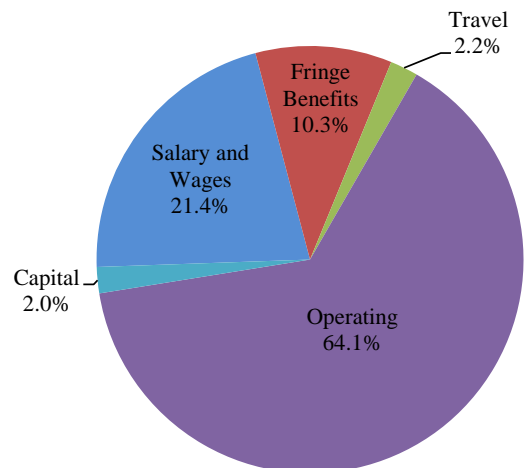
<b>Revenue</b>	<b>Actual Revenue FY 2018-19</b>	<b>Estimated Actual Revenues FY 2019-20</b>	<b>Adopted and Estimated Budget FY 2020-21</b>
Department of Mental Health	\$ 441,666	\$ 395,958	\$ 356,362
<b>Total Operating Revenue</b>	<b>441,666</b>	<b>395,958</b>	<b>356,362</b>
Operating Transfers In			
Operating Transfers Out			
Budgetary Fund Balance	296,435	506,510	306,831
<b>Total Revenues, Transfers and Fund Balance</b>	<b>\$ 738,101</b>	<b>\$ 902,468</b>	<b>\$ 663,194</b>

<b>Expenditures</b>	<b>Actual Expenditures FY 2018-19</b>	<b>Estimated Actual Expenditures FY 2019-20</b>	<b>Adopted Budget FY 2020-21</b>
51000 Salary and Wages	\$ 95,744	\$ 104,531	\$ 101,700
52000 Fringe Benefits	44,756	53,061	49,024
53000 Travel		5,290	10,000
54000 Operating Expend.	89,219	430,941	304,322
55000 Capital Outlay	1,872	1,813	9,400
<b>Total Expenditures</b>	<b>\$ 231,591</b>	<b>\$ 595,637</b>	<b>\$ 474,446</b>
<b>Ending Fund Balance</b>	<b>\$ 506,510</b>	<b>\$ 306,831</b>	<b>\$ 188,748</b>

**Revenue  
FY 20-21**



**Expenditures  
FY 20-21**



## Drug Court User Fee

### Fund 1281

### FY 2020-21

Drug Court User Fee Fund O.S. Title 22 § 471.1

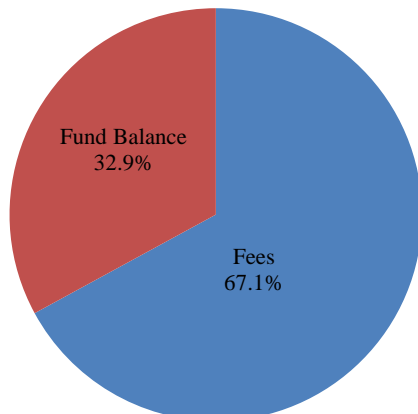
Established to account for user fees and other fees paid by offenders and donations collected in conjunction with the Drug Court program.

<b>Revenue</b>	<b>Actual Revenue FY 2018-19</b>	<b>Estimated Actual Revenues FY 2019-20</b>	<b>Adopted and Estimated Budget FY 2020-21</b>
Fees	\$ 94,466	\$ 97,756	\$ 87,980
Total Operating Revenue	94,466	97,756	87,980
Operating Transfers In			
Operating Transfers Out			
Budgetary Fund Balance	64,020	50,072	43,193
<b>Total Revenues, Transfers and Fund Balance</b>	<b>\$ 158,486</b>	<b>\$ 147,828</b>	<b>\$ 131,174</b>

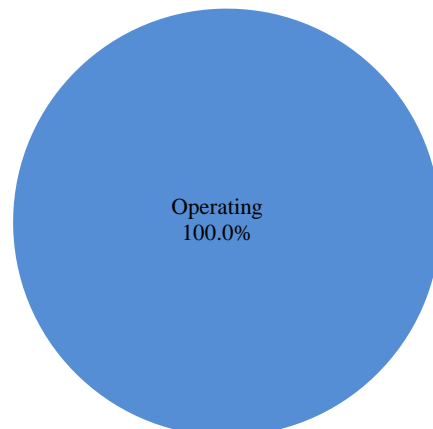
  

<b>Expenditures</b>	<b>Actual Expenditures FY 2018-19</b>	<b>Estimated Actual Expenditures FY 2019-20</b>	<b>Adopted Budget FY 2020-21</b>
51000 Salary and Wages	\$ -	\$ -	\$ -
52000 Fringe Benefits	-	-	-
53000 Travel	-	-	-
54000 Operating Expend.	108,414	104,635	115,000
55000 Capital Outlay	-	-	-
<b>Total Expenditures</b>	<b>\$ 108,414</b>	<b>\$ 104,635</b>	<b>\$ 115,000</b>
<b>Ending Fund Balance</b>	<b>\$ 50,072</b>	<b>\$ 43,193</b>	<b>\$ 16,174</b>

**Revenue  
FY 20-21**



**Expenditures  
FY 20-21**



**Mental Health Court  
Fund 1282  
FY 2020-21**

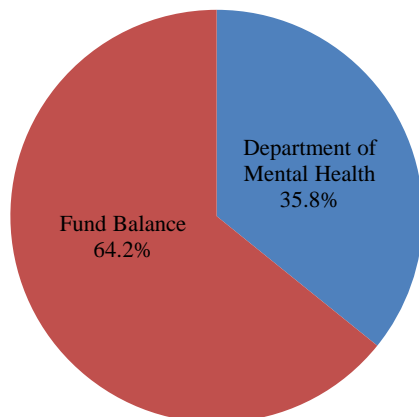
Mental Health Court Fund O.S. Title 22 § 472

Established to account for funds received from the Department of Mental Health for the purpose of administering a mental health program in accordance with T. 22 O.S. §472.

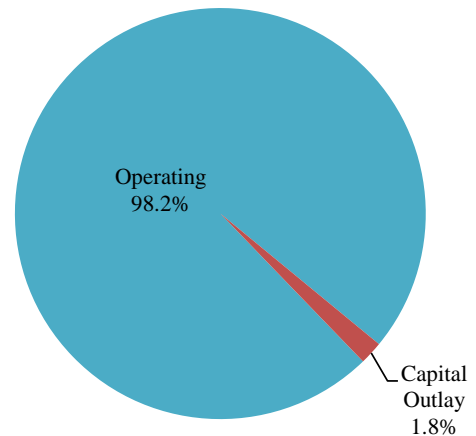
<b>Revenue</b>	<b>Actual Revenue FY 2018-19</b>	<b>Estimated Actual Revenues FY 2019-20</b>	<b>Adopted and Estimated Budget FY 2020-21</b>
Department of Mental Health	\$ 147,372	\$ 184,497	\$ 166,047
Total Operating Revenue	147,372	184,497	166,047
Operating Transfers In			
Operating Transfers Out	-	-	-
Budgetary Fund Balance	135,132	181,697	297,862
<b>Total Revenues, Transfers and Fund Balance</b>	<b>\$ 282,504</b>	<b>\$ 366,194</b>	<b>\$ 463,910</b>

<b>Expenditures</b>	<b>Actual Expenditures FY 2018-19</b>	<b>Estimated Actual Expenditures FY 2019-20</b>	<b>Adopted Budget FY 2020-21</b>
51000 Salary and Wages	\$ -	\$ -	\$ -
52000 Fringe Benefits	-	-	-
53000 Travel	-	-	-
54000 Operating Expend.	96,591	66,692	97,001
55000 Capital Outlay	4,216	1,639	1,800
<b>Total Expenditures</b>	<b>\$ 100,807</b>	<b>\$ 68,331</b>	<b>\$ 98,801</b>
<b>Ending Fund Balance</b>	<b>\$ 181,697</b>	<b>\$ 297,862</b>	<b>\$ 365,109</b>

**Revenue  
FY 20-21**



**Expenditures  
FY 20-21**



**Shine Program  
Fund 1290  
FY 2020-21**

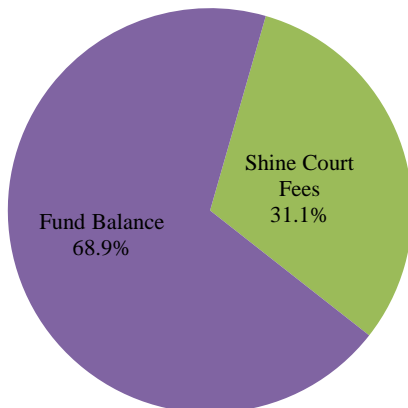
SHINE Program Fund O.S. Title 19 § 339.7

Program established to remove graffiti, overgrowth of weeds and grass, and the pickup and hauling of trash and debris from public areas in Oklahoma County and to aid in all SHINE related expenses of this program related to the expense of county employees who are tasked with supervising low level offenders who have been court ordered and sentenced to perform community service for the SHINE program.

<b>Revenue</b>	<b>Actual Revenue FY 2018-19</b>	<b>Estimated Actual Revenues FY 2019-20</b>	<b>Adopted and Estimated Budget FY 2020-21</b>
Shine Court Fees	\$ 792	\$ 414	\$ 373
City and Other County Reimbursements	94,605	7,383	-
Donations	-	4,863	-
<b>Total Operating Revenue</b>	<b>95,397</b>	<b>12,660</b>	<b>373</b>
Operating Transfers In	-	-	-
Operating Transfers Out	-	-	-
Budgetary Fund Balance	22,359	28,445	824
<b>Total Revenues, Transfers and Fund Balance</b>	<b>\$ 117,756</b>	<b>\$ 41,105</b>	<b>\$ 1,196</b>

<b>Expenditures</b>	<b>Actual Expenditures FY 2018-19</b>	<b>Estimated Actual Expenditures FY 2019-20</b>	<b>Adopted Budget FY 2020-21</b>
51000 Salary and Wages	\$ 46,017	-	\$ -
52000 Fringe Benefits	20,911	-	-
53000 Travel	-	-	-
54000 Operating Expend.	22,382	40,281	-
55000 Capital Outlay	-	-	-
<b>Total Expenditures</b>	<b>\$ 89,310</b>	<b>\$ 40,281</b>	<b>\$ -</b>
<b>Ending Fund Balance</b>	<b>\$ 28,445</b>	<b>\$ 824</b>	<b>\$ 1,196</b>

**Revenue  
FY 20-21**



**Expenditures  
FY 20-21**

**MIS Special Revenue Fund  
Fund 1300  
FY 2020-21**

MIS Special Revenue Fund  
Program established to collect funds for EJS Portal Access.

<b>Revenue</b>	<b>Actual Revenue FY 2018-19</b>	<b>Estimated Actual Revenues FY 2019-20</b>	<b>Adopted and Estimated Budget FY 2020-21</b>
EJS Portal Access Fees	\$ 3,050	\$ 3,960	\$ 3,564
Total Operating Revenue	3,050	3,960	3,564
Operating Transfers In	-		
Operating Transfers Out			
Budgetary Fund Balance	22,396	17,354	21,314
<b>Total Revenues, Transfers and Fund Balance</b>	<b>\$ 25,446</b>	<b>\$ 21,314</b>	<b>\$ 24,878</b>

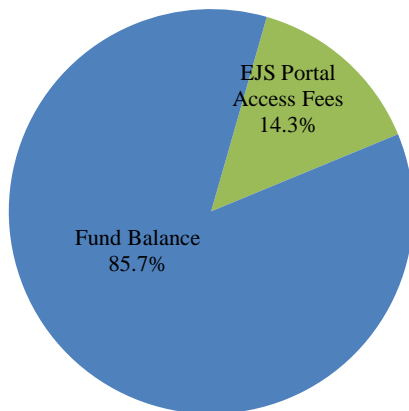
  

<b>Expenditures</b>	<b>Actual Expenditures FY 2018-19</b>	<b>Estimated Actual Expenditures FY 2019-20</b>	<b>Adopted Budget FY 2020-21</b>
51000 Salary and Wages	-	-	\$ -
52000 Fringe Benefits	-	-	-
53000 Travel	-	-	-
54000 Operating Expend.	8,092	-	-
55000 Capital Outlay	-	-	-
<b>Total Expenditures</b>	<b>\$ 8,092</b>	<b>\$ -</b>	<b>\$ -</b>

<b>Ending Fund Balance</b>	<b>\$ 17,354</b>	<b>\$ 21,314</b>	<b>\$ 24,878</b>
----------------------------	------------------	------------------	------------------

**Revenue  
FY 20-21**



**Expenditures  
FY 20-21**



**Special Projects Fund**  
**Fund 1400-Coronavirus Relief Fund**  
**FY 2020-21**

This fund was established to account for the funds received from the Coronavirus Relief Fund established by the Coronavirus Aid, Relief, and Economic Security Act (CARES Act). The payments received from the fund may only be used to cover costs that are necessary expenditures incurred due to the public health emergency with respect to the Coronavirus Disease 2019 (COVID-19).

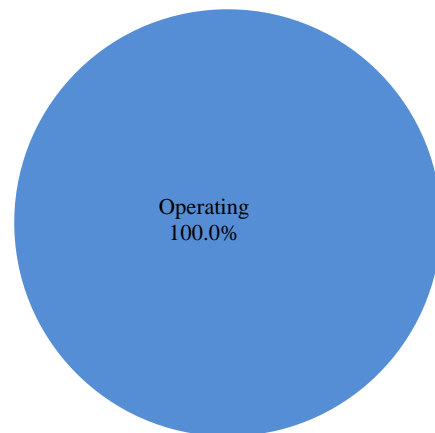
<b>Revenue</b>	<b>Actual Revenue FY 2018-19</b>	<b>Estimated Actual Revenues FY 2019-20</b>	<b>Adopted and Estimated Budget FY 2020-21</b>
U.S. Treasury	\$ -	\$ -	\$ 47,291,598
Total Operating Revenue	-	-	47,291,598
Operating Transfers In	-		
Operating Transfers Out			
Budgetary Fund Balance	-	-	-
<b>Total Revenues, Transfers and Fund Balance</b>	<b>\$ -</b>	<b>\$ -</b>	<b>\$ 47,291,598</b>

<b>Expenditures</b>	<b>Actual Expenditures FY 2018-19</b>	<b>Estimated Actual Expenditures FY 2019-20</b>	<b>Adopted Budget FY 2020-21</b>
51000 Salary and Wages	-	-	\$ -
52000 Fringe Benefits	-	-	-
53000 Travel	-	-	-
54000 Operating Expend.	-	-	47,291,598
55000 Capital Outlay	-	-	-
<b>Total Expenditures</b>	<b>\$ -</b>	<b>\$ -</b>	<b>\$ 47,291,598</b>
<b>Ending Fund Balance</b>	<b>\$ -</b>	<b>\$ -</b>	<b>\$ -</b>

**Revenue  
FY 20-21**



**Expenditures  
FY 20-21**



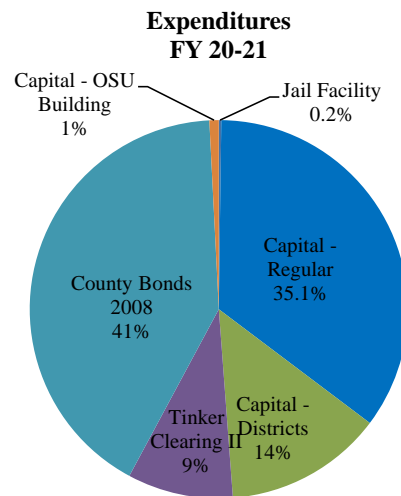
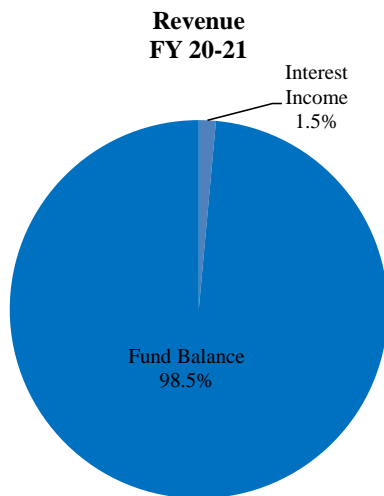
*Capital Projects*



*This page intentionally left blank*

**Capital Projects  
Budget Summary  
FY 2020-21**

	<b>Actual FY 2018-19</b>	<b>Estimated Actual FY 2019-20</b>	<b>Adopted and Estimated FY 2020-21</b>
<b>Beginning Fund Balance</b>	\$ 8,058,048	\$ 7,329,778	\$ 5,813,765
<b>Revenue</b>			
Oklahoma Department of Commerce	\$ -	\$ -	\$ -
TIF Reimbursements	416,519	680,268	1,238,554
Miscellaneous Revenue	40,762	405,925	-
Interest Income	123,857	95,208	85,687
<b>Total Revenue</b>	<b>\$ 581,137</b>	<b>\$ 2,177,584</b>	<b>\$ 1,324,241</b>
 Total Transfers (Net)	 2,835,000	 1,913,466	 1,228,466
<b>Total Resources</b>	<b>\$ 11,474,185</b>	<b>\$ 11,420,828</b>	<b>\$ 8,366,472</b>
<b>Expenditures</b>			
Capital - Regular	\$ 3,628,711	\$ 5,144,447	\$ 1,228,466
Capital - Districts	-	-	474,489
Tinker Clearing I	7,500	-	716,908
Tinker Clearing II	1,250	-	316,584
County Bonds 2008	506,946	442,981	1,449,259
Jail Facility	-	19,635	7,511
Capital - OSU Building	-	-	27,983
<b>Total Expenditures</b>	<b>\$ 4,144,407</b>	<b>\$ 5,607,063</b>	<b>\$ 4,221,199</b>
 <b>Ending Fund Balance</b>	 <b>\$ 7,329,778</b>	 <b>\$ 5,813,765</b>	 <b>\$ 4,145,273</b>



**Capital Projects-Regular**

**Fund 2010**

**FY 2020-21**

Capital Project-Regular Fund O.S. Title 19 § 1409

Major capital improvements financed by general obligation bonds, capital grants or contributions shall use a capital projects fund budget.

All capital improvement projects to County owned buildings are budgeted and paid from the Capital Project-Regular fund.

<b>Revenue</b>	<b>Actual Revenue 2018-19</b>	<b>Estimated Revenues 2019-20</b>	<b>Adopted and Estimated Budget 2020-21</b>
Interest Income	\$ 82,063	\$ 70,443	\$ 63,398
TIF Reimbursements	416,519	680,268	1,238,554
Misc Reimb	27,092	337,615	-
<b>Total Operating Revenue</b>	<b>525,674</b>	<b>1,088,326</b>	<b>1,301,952</b>
Operating Transfers In	2,835,000	1,913,466	1,228,466
Operating Transfers Out	-	-	-
Budgetary Fund Balance	5,235,367	4,967,330	2,824,675
<b>Total Revenues, Transfers and Fund Balance</b>	<b>\$ 8,596,041</b>	<b>\$ 7,969,122</b>	<b>\$ 5,355,093</b>

<b>Expenditures</b>	<b>Actual Expenditures 2018-19</b>	<b>Estimated Expenditures 2019-20</b>	<b>Adopted and Estimated Budget 2020-21</b>
<b>Facilities</b>			
Capital Projects-as needed			\$ 1,228,466
Annex:			
Courtyards east/west landscaping, sidewalk replacement, bench replacement and other repairs		\$ 57,376	-
5th Floor Annex DA Civil HVAC			-
Annex Temporary 6th Floor Relocation	382,830	507,141	
Annex roof drain repair		31,855	
Annex & courthouse snack area	32,144	24,010	
Jail Facility:			
Jail Hydronic Pipe Repair	1,145,766	1,054,234	
Jail mold remediation-Kitchen/HVAC	234,844		
Jail mold remediation-Upper floors	177,170	123,250	
Jail Wall Repair		192,050	
Jail Ventilation Repair		33,950	
Jail Fire Pump Replacement		38,247	
Jail-Steam Pipe repair		34,200	

**Capital Projects-Regular  
Fund 2010  
FY 2020-21**

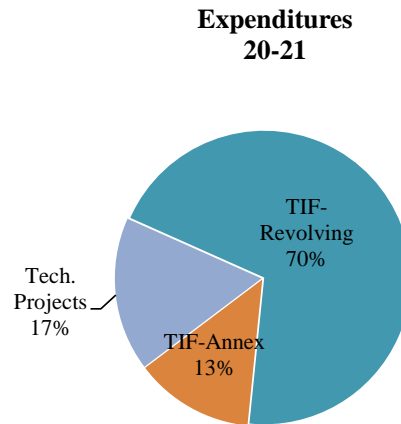
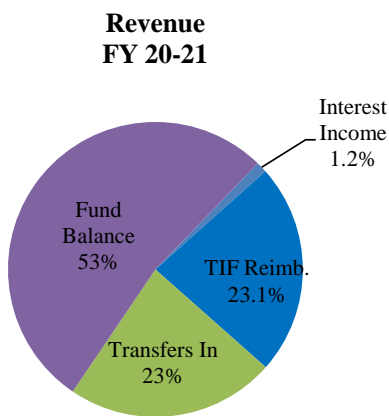
Juvenile:

Smoke detector sensors	21,631	
Shower light fixture replacements	4,455	
Roof/Drain repairs	2,990	
Replace cell doors in dayroom		42,031
Kitchen Air Unit		14,994
Brick Tuck and Window Seal		84,720
Cell Doors		65,523
Repair North Atrium		6,515
Juvenile Referee Courtroom		6,144
Cameras in stairwells		14,406
Sally port garage door repair		1,903

Courthouse:

8th floor remodel		30,308	-
Carpet		24,525	-
Elevator drives upgrade	11,800		
Jail elevator		22,099	
OG&E Vault		45,000	
Damaged Elevator "A" Doors		8,000	
Courthouse Elevators Concrete Ledge Cover		130,000	

<b>Total Facilities Projects</b>	<b>\$ 2,013,631</b>	<b>\$ 2,592,480</b>	<b>\$ 1,228,466</b>
<b>Techology Projects</b>	273,774	982,985	-
<b>TIF - County Annex</b>	211,674	798,209	
<b>TIF - Revolving</b>	1,129,633	770,773	
<b>Total Expenditures</b>	<b>\$ 3,628,711</b>	<b>\$ 5,144,447</b>	<b>\$ 1,228,466</b>
<b>Ending Fund Balance</b>	<b>\$ 4,967,330</b>	<b>\$ 2,824,675</b>	<b>\$ 4,126,627</b>



## Capital Projects Budget Detail FY 2020-2021

Facilities	<u>Requested</u>	<u>Adopted Budget</u>
<b>Capital Projects - as needed</b>	\$ 300,000	\$ 1,228,466
<b>Courthouse</b>		
Seating	50,000	
Carpet	50,000	
Elevator upgrade	1,000,000	
Elevator ledges	100,000	
<b>County Office Building -Annex</b>		
6th floor restoration	100,000	
Annex carpet	50,000	
<b>Jail</b>		
Engineering cost/HVAC exhaust system	200,000	
Exhaust system repair	1,500,000	
Insurance deductible and depreciation	150,000	
<b>Grand Total Facilities</b>	<u><u>\$ 3,500,000</u></u>	<u><u>\$ 1,228,466</u></u>
<b>Technology</b>		
Server Host Upgrade	150,000	
<b>Total Technology</b>	<u><u>\$ 150,000</u></u>	<u><u>\$ -</u></u>
<b>Grand Total Capital Projects</b>	<u><u>\$ 3,650,000</u></u>	<u><u>\$ 1,228,466</u></u>

**Capital Projects-Districts  
Fund 2020  
FY 2020-21**

Capital Project-Districts Fund O.S. Title 19 § 1409

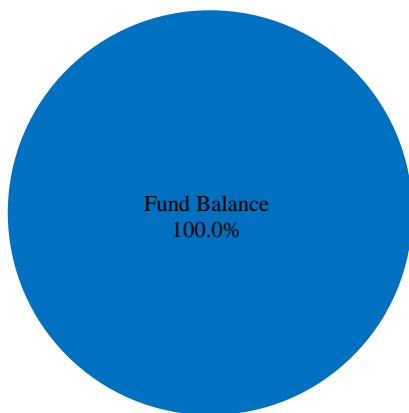
Major capital improvements financed by general obligation bonds, capital grants or contributions shall use a capital projects fund budget.

Fund established to account for highway capital projects.

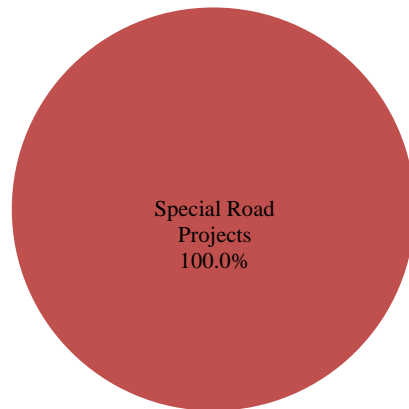
<b>Revenue</b>	<b>Actual Revenue 2018-19</b>	<b>Estimated Actual Revenues 2019-20</b>	<b>Adopted and Estimated Budget 2020-21</b>
Miscellaneous Revenue	\$ -	\$ -	\$ -
Federal Reimb - Bridge Project	-	-	-
Total Operating Revenue	-	-	-
Operating Transfers In	-		
Operating Transfers Out	-		
Budgetary Fund Balance	474,489	474,489	474,489
<b>Total Revenues, Transfers and Fund Balance</b>	<b>\$ 474,489</b>	<b>\$ 474,489</b>	<b>\$ 474,489</b>

<b>Expenditures</b>	<b>Actual Expenditures 2018-19</b>	<b>Estimated Actual Expenditures 2019-20</b>	<b>Adopted and Estimated Budget 2020-21</b>
Special Road Projects	\$ -	\$ -	\$ 474,489
<b>Total Expenditures</b>	<b>\$ -</b>	<b>\$ -</b>	<b>\$ 474,489</b>
<b>Ending Fund Balance</b>	<b>\$ 474,489</b>	<b>\$ 474,489</b>	<b>\$ -</b>

**Revenue  
FY 20-21**



**Expenditures  
FY 20-21**





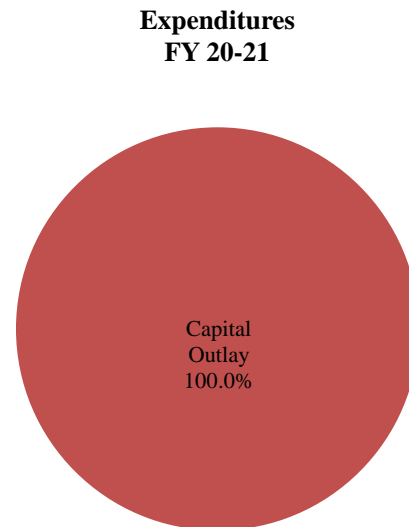
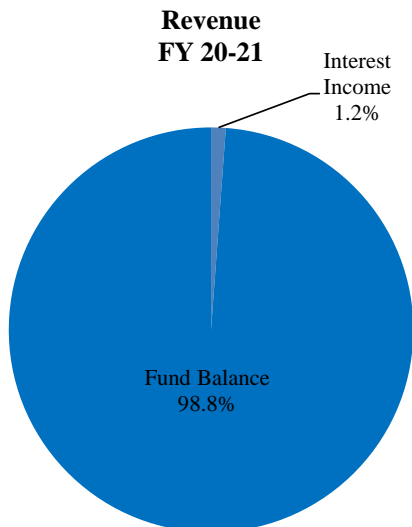
**Capital Projects Tinker Clearing I**  
**Fund 2030**  
**FY 2020-21**

Capital Project-Tinker Clearing O.S. Title 62 Chapter 2 § 351-359

This fund was established to account for the collection and expenditures of two Airport Hazard bonds issued in 1973 and 1975 authorized by voters in a special election for the acquisition and clearing of land surrounding Tinker Air Force Base.

<b>Revenue</b>	<b>Actual Revenue 2018-19</b>	<b>Estimated Actual Revenues 2019-20</b>	<b>Adopted and Estimated Budget 2020-21</b>
Interest Income	\$ 13,072	\$ 9,278	\$ 8,350
Miscellaneous	400	68,310	-
<b>Total Operating Revenue</b>	<b>13,472</b>	<b>77,588</b>	<b>8,350</b>
Operating Transfers In			
Operating Transfers Out			
Budgetary Fund Balance	624,997	630,970	708,558
<b>Total Revenues, Transfers and Fund Balance</b>	<b>\$ 638,470</b>	<b>\$ 708,558</b>	<b>\$ 716,908</b>

<b>Expenditures</b>	<b>Actual Expenditures 2018-19</b>	<b>Estimated Actual Expenditures 2019-20</b>	<b>Adopted and Estimated Budget 2020-21</b>
55000 Capital Outlay	\$ 7,500	\$ -	\$ 716,908
<b>Total Expenditures</b>	<b>\$ 7,500</b>	<b>\$ -</b>	<b>\$ 716,908</b>
<b>Ending Fund Balance</b>	<b>\$ 630,970</b>	<b>\$ 708,558</b>	<b>\$ -</b>



**Capital Projects Tinker Clearing II  
Fund 2031  
FY 2020-21**

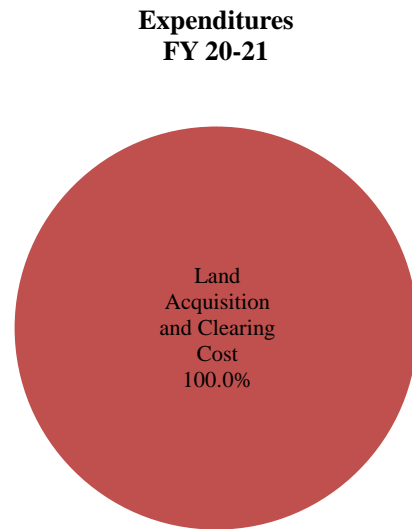
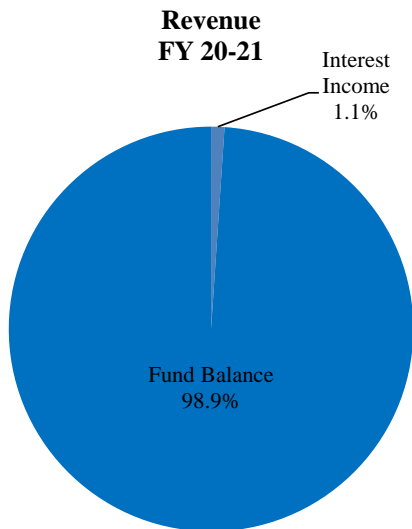
Capital Project-Tinker Clearing II O.S. Title 62 Chapter 2 § 351-359

Established to account for the collection and expenditures of \$20,000,000 of General Obligation Bonds issued in 2002 & 2003. The bonds were issued for the purpose of acquiring property in the vicinity of Tinker Air Force Base in order to provide for the safety of those citizens and provide for the continued assurance of the economic well being of Oklahoma County.

<b>Revenue</b>	<b>Actual Revenue 2018-19</b>	<b>Estimated Actual Revenues 2019-20</b>	<b>Adopted and Estimated Budget 2020-21</b>
Interest Income	\$ 5,952	\$ 3,749	\$ 3,374
Miscellaneous	13,000	-	-
<b>Total Operating Revenue</b>	<b>18,952</b>	<b>3,749</b>	<b>3,374</b>
Operating Transfers In			
Operating Transfers Out			
Budgetary Fund Balance	291,759	309,461	313,210
<b>Total Revenues, Transfers and Fund Balance</b>	<b>\$ 310,711</b>	<b>\$ 313,210</b>	<b>\$ 316,584</b>

<b>Expenditures</b>	<b>Actual Expenditures 2018-19</b>	<b>Estimated Actual Expenditures 2019-20</b>	<b>Adopted and Estimated Budget 2020-21</b>
Administrative Cost	\$ 1,250	\$ -	\$ -
Land Acquisition and Clearing Cost	-	-	316,584
<b>Total Expenditures</b>	<b>\$ 1,250</b>	<b>\$ -</b>	<b>\$ 316,584</b>
<b>Ending Fund Balance</b>	<b>\$ 309,461</b>	<b>\$ 313,210</b>	<b>\$ -</b>



## Capital Projects County Bonds 2008

### Fund 2032

### FY 2020-21

Capital Project-County Bonds 2008 O.S. Title 62 Chapter 2 § 351-359

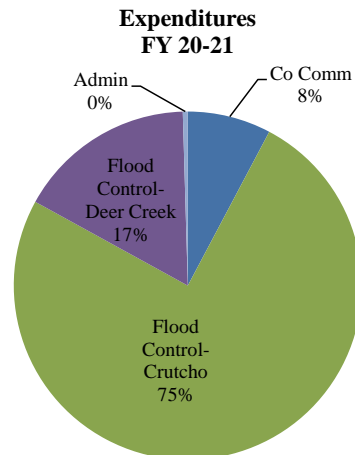
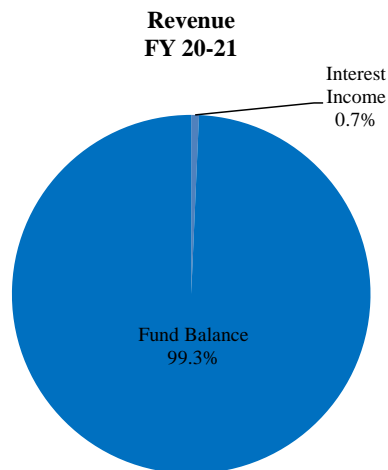
Established to account for the collection and expenditures of \$61,500,000 of General Obligation Bonds issued in 2008.

The bonds were issued to provide funds for 1.) the acquisition of the General Motors plant and land located near the Tinker Air Force Base. 2.) Natural hazard mitigation and flooding control at Crutcho Creek and Deer Creek flood plains and surrounding areas which facilitate the construction of infrastructure and acquisition of real property.

3.) To provide funds for the purpose of providing capital improvements for the Oklahoma County Courthouse and Annex buildings including utility systems replacement, such as plumbing, electrical, sewer, HVAC and fire suppression systems.

<u>Revenue</u>	Actual Revenue 2018-19	Estimated Actual Revenues 2019-20	Adopted and Estimated Budget 2020-21
Oklahoma Department of Commerce	\$ -	\$ -	-
FEMA	-	996,183	-
Interest Income	22,089	11,251	10,126
<b>Total Revenue</b>	<b>22,089</b>	<b>1,007,434</b>	<b>10,126</b>
Operating Transfers In	-	-	-
Operating Transfers Out	-	-	-
Budgetary Fund Balance	1,370,071	885,214	1,449,667
<b>Total Revenues, Transfers and Fund Balance</b>	<b>\$ 1,392,160</b>	<b>\$ 1,892,648</b>	<b>1,459,793</b>

<u>Expenditures</u>	Actual Expenditures 2018-19	Estimated Actual Expenditures 2019-20	Adopted and Estimated Budget 2020-21
Flood Control-Crutcho	\$ 506,946	\$ 431,875	1,078,402
Flood Control-Deer Creek	-	11,106	221,721
County Building Projects	-	-	-
Sale of Material-GM Plant	-	-	-
County Bonds/Admin	-	-	149,136
<b>Total Expenditures</b>	<b>\$ 506,946</b>	<b>\$ 442,981</b>	<b>1,449,259</b>
<b>Ending Fund Balance</b>	<b>\$ 885,214</b>	<b>\$ 1,449,667</b>	<b>10,534</b>



**Jail Facility  
Fund 2040  
FY 2020-21**

Jail Facility Fund

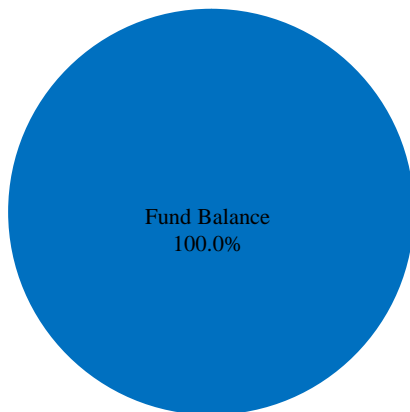
Established to account for the collection and expenditures of a temporary 1 cent sales tax in 1988 for the construction of the Oklahoma County Jail Facility built in 1992. Revenue received today is from unpaid sales taxes that are paid from property tax liens when the property is sold.

<b>Revenue</b>	<b>Actual Revenue 2018-19</b>	<b>Estimated Actual Revenues 2019-20</b>	<b>Adopted and Estimated Budget 2020-21</b>
Sales Tax	\$ 269	\$ -	\$ -
Total Operating Revenue	269	-	-
Operating Transfers In			
Operating Transfers Out			
Budgetary Fund Balance	26,876	27,146	7,511
<b>Total Revenues, Transfers and Fund Balance</b>	<b>\$ 27,146</b>	<b>\$ 27,146</b>	<b>\$ 7,511</b>

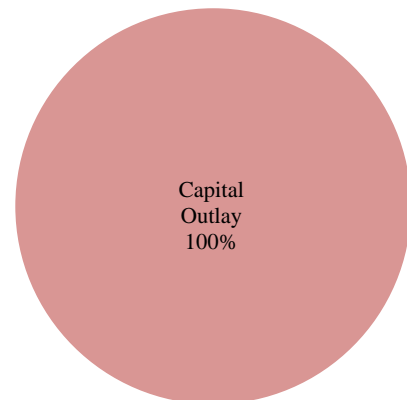
  

<b>Expenditures</b>	<b>Actual Expenditures 2018-19</b>	<b>Estimated Actual Expenditures 2019-20</b>	<b>Adopted and Estimated Budget 2020-21</b>
Capital Outlay	\$ -	\$ 19,635	\$ 7,511
<b>Total Expenditures</b>	<b>\$ -</b>	<b>\$ 19,635</b>	<b>\$ 7,511</b>
<b>Ending Fund Balance</b>	<b>\$ 27,146</b>	<b>\$ 7,511</b>	<b>\$ -</b>

**Revenue  
FY 20-21**



**Expenditures  
FY 20-21**



**Sale of Property  
Fund 2050  
FY 2020-21**

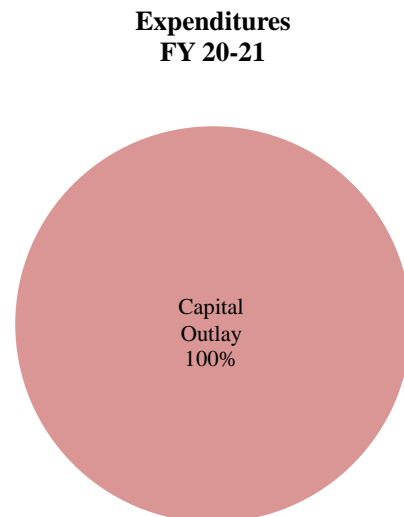
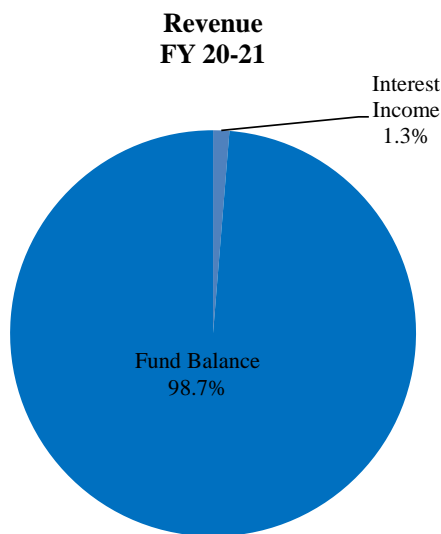
Capital Project-Sale of Property Fund O.S. Title 19 § 339.3

Established to account for all funds received from the sale of land, sites or structures to be used for the purchase or construction of facilities for use by the county.

<b>Revenue</b>	<b>Actual Revenue 2018-19</b>	<b>Estimated Actual Revenues 2019-20</b>	<b>Adopted and Estimated Budget 2020-21</b>
Interest Income	\$ 162	\$ 116	\$ 105
Miscellaneous Revenue	-	-	-
<b>Total Operating Revenue</b>	<b>162</b>	<b>116</b>	<b>105</b>
Operating Transfers In	-	-	-
Operating Transfers Out	-	-	-
Budgetary Fund Balance	7,730	7,892	8,008
<b>Total Revenues, Transfers and Fund Balance</b>	<b>\$ 7,892</b>	<b>\$ 8,008</b>	<b>\$ 8,113</b>

<b>Expenditures</b>	<b>Actual Expenditures 2018-19</b>	<b>Estimated Actual Expenditures 2019-20</b>	<b>Adopted and Estimated Budget 2020-21</b>
Capital Outlay	\$ -	\$ -	\$ -
<b>Total Expenditures</b>	<b>\$ -</b>	<b>\$ -</b>	<b>\$ -</b>

<b>Ending Fund Balance</b>	<b>\$ 7,892</b>	<b>\$ 8,008</b>	<b>\$ 8,113</b>
----------------------------	-----------------	-----------------	-----------------



**Sale of Land - OSU Building  
Fund 2060  
FY 2020-21**

Capital Project-OSU Building - Sale of Land Fund O.S. Title 19 § 339.3

Established to account for the funds received from the sale of property where there is currently located a building housing the Oklahoma County Extension Service. A portion of the proceeds is to be used for the purpose of providing a suitable replacement facility for the Oklahoma County Extension Service.

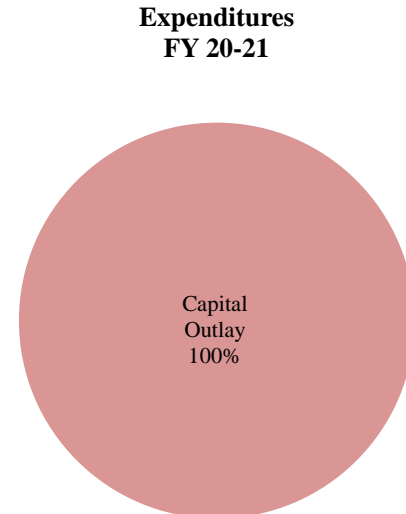
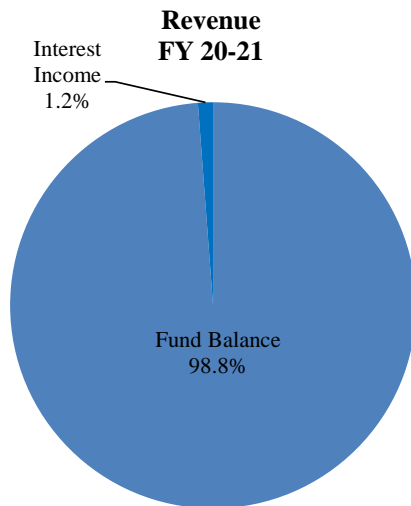
<b>Revenue</b>	<b>Actual Revenue 2018-19</b>	<b>Estimated Actual Revenues 2019-20</b>	<b>Adopted and Estimated Budget 2020-21</b>
Interest Income	\$ 518	\$ 371	\$ 334
Sale of Land	-	-	-
<b>Total Operating Revenue</b>	<b>518</b>	<b>371</b>	<b>334</b>
Operating Transfers In	-	-	-
Operating Transfers Out	-	-	-
Budgetary Fund Balance	26,759	27,277	27,648
<b>Total Revenues, Transfers and Fund Balance</b>	<b>\$ 27,277</b>	<b>\$ 27,648</b>	<b>\$ 27,983</b>

<b>Expenditures</b>	<b>Actual Expenditures 2018-19</b>	<b>Estimated Actual Expenditures 2019-20</b>	<b>Adopted and Estimated Budget 2020-21</b>
Capital Outlay	-	-	27,983
<b>Total Expenditures</b>	<b>-</b>	<b>-</b>	<b>27,983</b>

<b>Ending Fund Balance</b>	<b>\$ 27,277</b>	<b>\$ 27,648</b>	<b>\$ -</b>
----------------------------	------------------	------------------	-------------



*Debt Service*



*This page intentionally left blank*

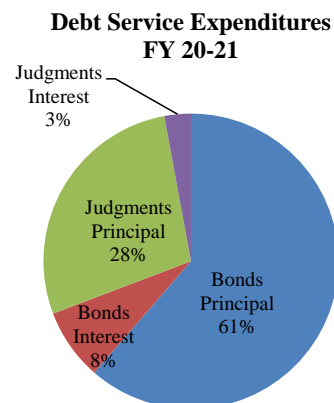
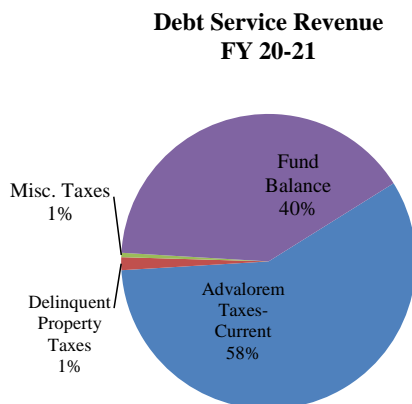


**Debt Service  
Fund 3010  
FY 2020-21**

Debt Service Fund O.S. Title 62 O.S. § 431

Fund established to account for ad valorem taxes levied for the payment of outstanding bonds and judgments against Oklahoma County.

<b>Revenue</b>	<b>Actual Revenue 2018-19</b>	<b>Estimated Actual Revenues 2019-20</b>	<b>Adopted and Estimated Budget 2020-21</b>
Ad Valorem Tax - Current	\$ 9,525,603	\$ 8,773,317	\$ 6,106,642
Ad Valorem Tax - Prior	231,818	269,962	242,965
Miscellaneous Property Taxes	78,594	86,408	77,767
<b>Total Property Taxes</b>	<b>9,836,015</b>	<b>9,129,687</b>	<b>6,427,375</b>
Interest Income	72,930	97,241	87,517
Total Operating Revenue	9,908,946	9,226,928	6,514,891
Operating Transfers In	-	-	-
Operating Transfers Out	-	-	-
Budgetary Fund Balance	6,605,165	6,457,151	6,279,603
<b>Total Revenues, Transfers and Fund Balance</b>	<b>\$ 16,514,110</b>	<b>\$ 15,684,079</b>	<b>\$ 12,794,494</b>
	<b>Actual Expenditures 2018-19</b>	<b>Estimated Actual Expenditures 2019-20</b>	<b>Adopted Budget 2020-21</b>
<b>Bonds</b>			
Principal	\$ 5,640,000	\$ 5,530,000	\$ 5,480,000
Interest	1,023,613	852,100	699,450
<b>Total Bond Payments</b>	<b>6,663,613</b>	<b>6,382,100</b>	<b>6,179,450</b>
<b>Judgments</b>			
Principal	2,769,996	2,657,396	2,488,563
Interest	623,350	364,980	259,008
<b>Total Judgment Payments</b>	<b>3,393,346</b>	<b>3,022,376</b>	<b>2,747,570</b>
<b>Total Expenditures</b>	<b>\$ 10,056,959</b>	<b>\$ 9,404,476</b>	<b>\$ 8,927,020</b>
<b>Ending Fund Balance</b>	<b>\$ 6,457,151</b>	<b>\$ 6,279,603</b>	<b>\$ 3,867,473</b>



**OKLAHOMA COUNTY BNSF BONDS**  
**General Obligation Limited Tax Bonds 2014**  
**BNSF Rail Yard acquisition**

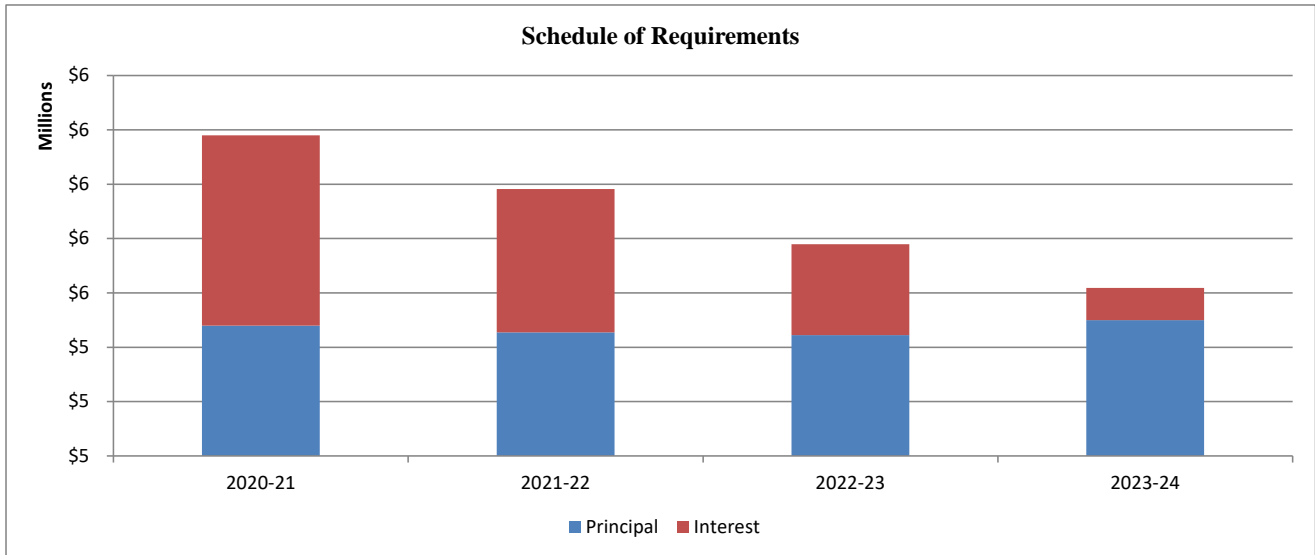
<u>Payment</u> <u>Date</u>	<u>Principal</u>	<u>Interest</u>	<u>Debt</u> <u>Service</u>	<u>FY Total</u>	
03/01/16	\$ -	\$ 300,000.00	\$ 300,000.00	\$ 300,000.00	15-16
09/01/16	1,250,000.00	100,000.00	1,350,000.00		
03/01/17		87,500.00	87,500.00	1,437,500.00	16-17
09/01/17	1,250,000.00	87,500.00	1,337,500.00		
03/01/18		75,000.00	75,000.00	1,412,500.00	17-18
09/01/18	1,250,000.00	75,000.00	1,325,000.00		
03/01/19		62,500.00	62,500.00	1,387,500.00	18-19
09/01/19	1,250,000.00	62,500.00	1,312,500.00		
03/01/20		50,000.00	50,000.00	1,362,500.00	19-20
<b>09/01/20</b>	<b>1,250,000.00</b>	<b>50,000.00</b>	<b>1,300,000.00</b>		
<b>03/01/21</b>		<b>37,500.00</b>	<b>37,500.00</b>	<b>1,337,500.00</b>	<b>20-21</b>
09/01/21	1,250,000.00	37,500.00	1,287,500.00		
03/01/22		25,000.00	25,000.00	1,312,500.00	21-22
09/01/22	1,250,000.00	25,000.00	1,275,000.00		
03/01/23		12,500.00	12,500.00	1,287,500.00	22-23
09/01/23	1,250,000.00	12,500.00	1,262,500.00	1,262,500.00	
<b>TOTALS</b>	<b>\$ 10,000,000.00</b>	<b>\$ 1,100,000.00</b>	<b>\$ 11,100,000.00</b>	<b>11,100,000.00</b>	

**OKLAHOMA COUNTY 2008 BONDS**  
**GM Plant Acquisition**  
**Crutcho & Deer Creek Flood Mitigation**  
**County Building Projects**

<u>Payment</u> <u>Date</u>	<u>Principal</u>	<u>Interest</u>	<u>Debt</u> <u>Service</u>	<u>FY Total</u>	
02/01/10	\$ -	\$ 3,657,075.00	\$ 3,657,075.00	\$ 3,657,075.00	09-10
08/01/10	4,390,000.00	1,219,025.00	5,609,025.00		
02/01/11		1,142,200.00	1,142,200.00	6,751,225.00	10-11
08/01/11	4,390,000.00	1,142,200.00	5,532,200.00		
02/01/12		1,070,862.50	1,070,862.50	6,603,062.50	11-12
08/01/12	4,390,000.00	1,070,862.50	5,460,862.50		
02/01/13		999,525.00	999,525.00	6,460,387.50	12-13
08/01/13	4,390,000.00	999,525.00	5,389,525.00		
02/01/14		889,775.00	889,775.00	6,279,300.00	13-14
08/01/14	4,390,000.00	889,775.00	5,279,775.00		
02/01/15		818,437.50	818,437.50	6,098,212.50	14-15
08/01/15	4,390,000.00	818,437.50	5,208,437.50		
02/01/16		708,687.50	708,687.50	5,917,125.00	15-16
08/01/16	4,390,000.00	708,687.50	5,098,687.50		
02/01/17		631,862.50	631,862.50	5,730,550.00	16-17
08/01/17	4,390,000.00	417,573.06	4,807,573.06		
02/01/18		484,212.50	484,212.50	5,291,785.56	17-18
08/01/18	4,390,000.00	484,212.50	4,874,212.50		
02/01/19		401,900.00	401,900.00	5,276,112.50	18-19
08/01/19	4,280,000.00	401,900.00	4,681,900.00		
02/01/20		337,700.00	337,700.00	5,019,600.00	19-20
<b>08/01/20</b>	<b>4,230,000.00</b>	<b>337,700.00</b>	<b>4,567,700.00</b>		
<b>02/01/21</b>		<b>274,250.00</b>	<b>274,250.00</b>	<b>4,841,950.00</b>	<b>20-21</b>
08/01/21	4,205,000.00	274,250.00	4,479,250.00		
02/01/22		190,150.00	190,150.00	4,669,400.00	21-22
08/01/22	4,195,000.00	190,150.00	4,385,150.00		
02/01/23		106,250.00	106,250.00	4,491,400.00	22-23
08/01/23	4,250,000.00	106,250.00	4,356,250.00		23-24
<b>TOTALS</b>	<b>\$ 60,670,000.00</b>	<b>\$ 20,773,435.56</b>	<b>\$ 81,443,435.56</b>	<b>81,443,435.56</b>	

### Bond Schedule - All Bonds Combined

Fiscal Year	GO Bond 2008 - GM Plant			GOLT Bond 2014 - BNSF Bonds			Total Requirements		
	Principal	Interest	Total	Principal	Interest	Total	Principal	Interest	Total
2020-21	4,230,000	611,950	4,841,950	1,250,000	87,500	1,337,500	5,480,000	699,450	6,179,450
2021-22	4,205,000	464,400	4,669,400	1,250,000	62,500	1,312,500	5,455,000	526,900	5,981,900
2022-23	4,195,000	296,400	4,491,400	1,250,000	37,500	1,287,500	5,445,000	333,900	5,778,900
2023-24	4,250,000	106,250	4,356,250	1,250,000	12,500	1,262,500	5,500,000	118,750	5,618,750
<b>Total</b>	<b>\$16,880,000</b>	<b>\$ 1,479,000</b>	<b>\$18,359,000</b>	<b>\$ 5,000,000</b>	<b>\$ 200,000</b>	<b>\$ 5,200,000</b>	<b>\$21,880,000</b>	<b>\$ 1,679,000</b>	<b>\$23,559,000</b>



*Internal Service*

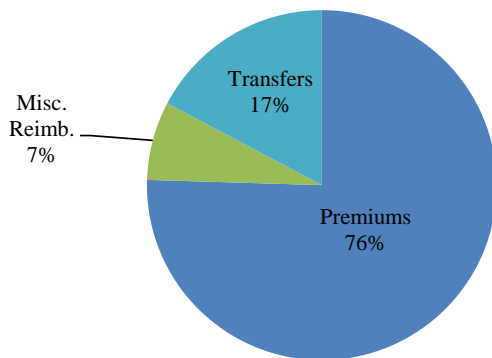


*This page intentionally left blank*

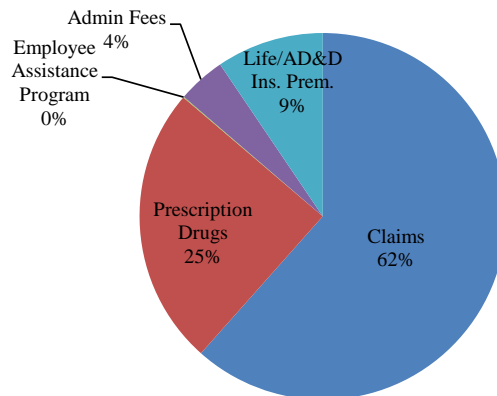
**Internal Service Funds  
Budget Summary  
FY 2020-21**

	<b>Actual 2018-19</b>	<b>Estimated Actual 2019-20</b>	<b>Adopted and Estimated 2020-21</b>
<b>Revenue</b>			
Premiums	\$ 19,104,684	\$ 20,147,427	\$ 18,686,493
Stop Loss Coverage	462,785	121,257	-
Misc. Reimb.	1,921,896	1,730,923	1,800,934
Interest Income	6	10	9
Transfers	5,111,000	3,965,000	4,270,000
Fund Balance	1,079,533	1,802,240	1,404,436
<b>Total Revenue</b>	<b>\$ 27,679,904</b>	<b>\$ 27,766,857</b>	<b>\$ 26,161,871</b>
<b>Expenditures</b>			
Claims	\$ 16,180,260	\$ 16,657,528	\$ 15,921,895
Prescription Drugs	6,216,360	6,092,894	6,374,984
Employee Assistance Program	20,320	19,946	20,028
Admin Fees	1,054,940	1,121,946	1,092,978
Life/AD&D Ins. Prem.	2,405,788	2,470,109	2,448,006
<b>Total Expenditures</b>	<b>\$ 25,877,669</b>	<b>\$ 26,362,423</b>	<b>\$ 25,857,891</b>
<b>Ending Fund Balance</b>	<b>\$ 1,802,235</b>	<b>\$ 1,404,434</b>	<b>\$ 303,981</b>

**Self Insurance Funds-Revenue  
FY 20-21**



**Self Insurance Funds-Expenditures  
FY 20-21**

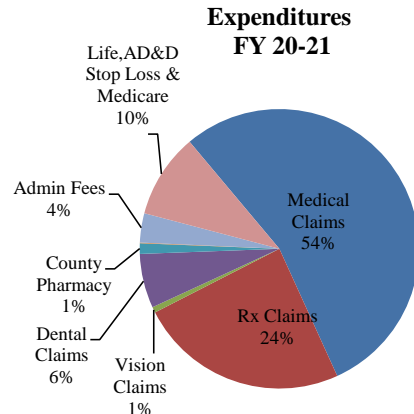
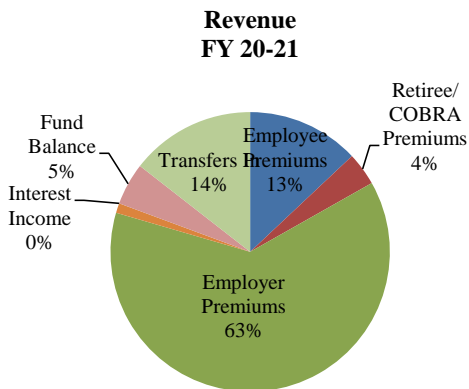


**Employee Benefits  
Fund 4010  
FY 2020-21**

Oklahoma County provides medical, dental, vision and prescription coverage to all employees and retirees. All claims are paid by Oklahoma County and administration fees are paid to vendors to administer the plans. Employees participating in the plan pay a monthly premium determined by an actuary study and based on coverage type.

<b>Revenue</b>	<b>Actual Revenue 2018-19</b>	<b>Estimated Actual Revenues 2019-20</b>	<b>Adopted and Estimated Budget 2020-21</b>
Employee Premiums	\$ 3,407,433	\$ 3,295,515	\$ 3,053,226
Retiree/COBRA Premiums	997,180	855,335	897,771
Employer Premiums	14,700,072	15,996,576	14,735,496
Stop Loss Coverage Reimb	462,785	121,257	-
Prescription Rebates	1,280,777	1,434,079	1,500,000
Miscellaneous Reimbursements	600,960	256,917	265,000
Interest Income	6	5	5
<b>Total Operating Revenue</b>	<b>21,449,212</b>	<b>21,959,685</b>	<b>20,451,497</b>
Operating Transfers In	4,500,000	3,400,000	3,400,000
Operating Transfers Out	-	-	-
Budgetary Fund Balance	395,976	1,308,158	1,149,981
<b>Total Revenues, Transfers and Fund Balance</b>	<b>\$ 26,345,188</b>	<b>\$ 26,667,844</b>	<b>\$ 25,001,478</b>

<b>Expenditures</b>	<b>Actual Expenditures 2018-19</b>	<b>Estimated Actual Expenditures 2019-20</b>	<b>Estimated Actual Expenditures 2020-21</b>
Medical Claims	\$ 13,984,799	\$ 14,355,868	\$ 13,577,678
Prescription Drug Claims	5,922,524	5,836,523	6,069,984
Vision Claims	167,315	162,752	165,193
Dental Claims	1,423,085	1,538,713	1,569,487
County Pharmacy Reimbursement	293,836	256,371	305,000
Employee Assistance Program	20,320	19,946	20,028
Administration Fees/Refunds/Other	819,362	877,583	846,102
Life/AD&D, Stop Loss & Medicare Premiums	2,405,788	2,470,109	2,448,006
<b>Total Expenditures</b>	<b>\$ 25,037,030</b>	<b>\$ 25,517,863</b>	<b>\$ 25,001,478</b>
<b>Ending Fund Balance</b>	<b>\$ 1,308,158</b>	<b>\$ 1,149,981</b>	<b>\$ 0</b>





**Workers Compensation  
Fund 4020  
FY 2020-21**

Workers Compensation Fund T.85 O.S. Ch.1 Section 2b-B.1

Oklahoma County is self insured to cover the risk against liability for workers compensation.

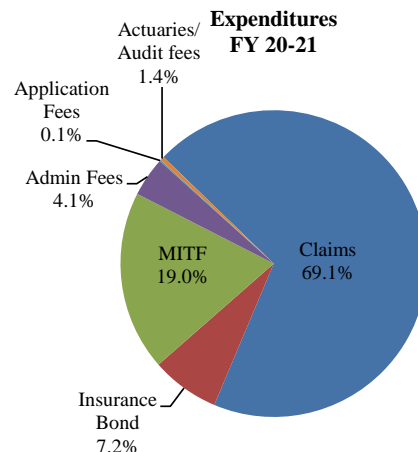
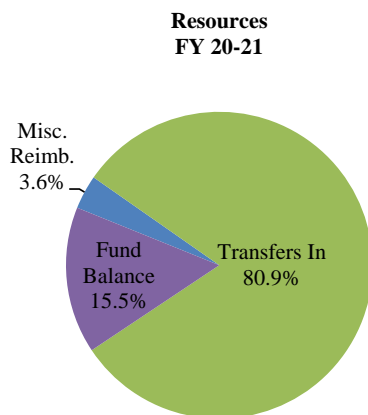
<b>Revenue</b>	<b>Actual Revenue 2018-19</b>	<b>Estimated Actual Revenues 2019-20</b>	<b>Adopted and Estimated Budget 2020-21</b>
Miscellaneous Reimbursements & Excess WC Ins	\$ 40,159	\$ 39,927	\$ 35,934
Interest Income	-	5	4
<b>Total Operating Revenue</b>	<b>40,159</b>	<b>39,932</b>	<b>35,938</b>
Operating Transfers In	500,000	555,000	810,000
Operating Transfers Out	5	-	-
Budgetary Fund Balance	605,020	344,066	154,768
<b>Total Revenues, Transfers and Fund Balance</b>	<b>\$ 1,145,184</b>	<b>\$ 938,998</b>	<b>\$ 1,000,706</b>

<b>Expenditures</b>	<b>Actual Expenditures 2018-19</b>	<b>Estimated Actual Expenditures 2019-20</b>	<b>Estimated Actual Expenditures 2020-21</b>
Administration Fees	\$ 57,600	\$ 52,500	\$ 57,600
Insurance Bond	149,426	151,613	151,613
Multiple Injury Trust Fund (MITF) Assessments	25,052	35,750	33,162
Application Fee-Workers Comp Court		1,000	1,000
Actuaries/Audit fees	3,500	3,500	3,500
Claims	565,540	539,867	552,703
<b>Total Expenditures</b>	<b>\$ 801,118</b>	<b>\$ 784,230</b>	<b>\$ 799,579</b>

<b>Ending Fund Balance</b>	<b>\$ 344,066</b>	<b>\$ 154,768</b>	<b>\$ 201,128</b>
----------------------------	-------------------	-------------------	-------------------



**Self Insurance  
Fund 4030  
FY 2020-21**

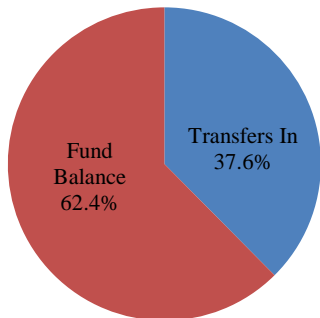
Self Insurance Fund T.51 O.S. Ch.5 Section 169

The County is self insured under the Tort Claims Act against all or any part of any liability it may incur for death, injury or disability of any person or for damage to property, either real or personal.

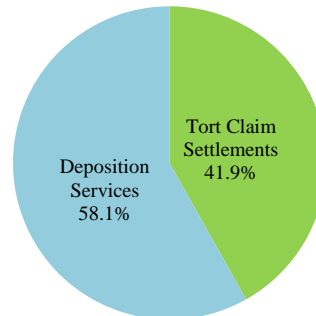
<b>Revenue</b>	<b>Actual Revenue 2018-19</b>	<b>Estimated Actual Revenues 2019-20</b>	<b>Adopted and Estimated Budget 2020-21</b>
Miscellaneous Reimbursements	\$ -	\$ -	\$ -
Interest Income	-	-	-
<b>Total Operating Revenue</b>	-	-	-
Operating Transfers In	111,000	10,000	60,000
Operating Transfers Out			
Budgetary Fund Balance	78,537	150,016	99,687
<b>Total Revenues, Transfers and Fund Balance</b>	<b>\$ 189,537</b>	<b>\$ 160,016</b>	<b>\$ 159,687</b>

<b>Expenditures</b>	<b>Actual Expenditures 2018-19</b>	<b>Estimated Actual Expenditures 2019-20</b>	<b>Adopted Budget 2020-21</b>
Tort Claim Settlements	\$ 18,103	\$ 52,031	\$ 23,789
Deposition Services	21,418	8,298	33,045
<b>Total Expenditures</b>	<b>\$ 39,521</b>	<b>\$ 60,329</b>	<b>\$ 56,834</b>
<b>Ending Fund Balance</b>	<b>\$ 150,016</b>	<b>\$ 99,687</b>	<b>\$ 102,853</b>

**Resources  
FY 20-21**



**Expenditures  
FY 20-21**



*Departmental Summaries*



*This page intentionally left blank*

# Larry Stein, Oklahoma County Assessor



**Mission:** *The Oklahoma County Assessor is a public office created by statute by the Oklahoma Constitution to determine the fair market value of all property in Oklahoma County each year. The officer is elected every four years. The assessor's task each year is to discover all the property, list information about each property and set the market value for all property. The assessor's office is required to physically visit every parcel of property during a four year cycle.*

Each year the assessor is required by law to set the market value, process, mail, maintain and manage all of the property records of more than 350,000 parcels, or units, of property in the 720 square miles that make up Oklahoma County.

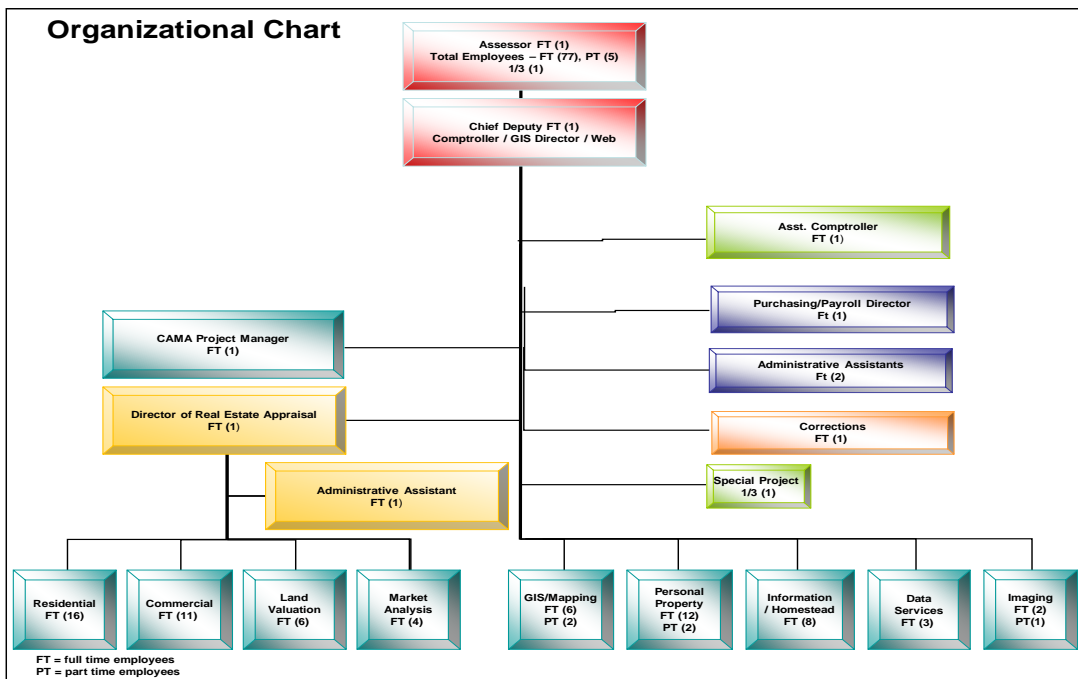
The Oklahoma Tax Commission requires that assessors meet accreditation standards (Title 68 § 2816). Currently 63 of the 78 assessor employees have obtained advanced accreditation. If those standards are not met by the assessor and staff involved in the assessing process, they may not serve in an elected or appointed position. The average length of employment in the assessor's office is 17 years with 67 percent of the employees having more than 10 years experience in the county assessor's office.

The assessor certifies the tax roll to the appropriate taxing authority. The taxes collected based on the assessor information are used to support law enforcement, local public schools, local technology centers and colleges, cities and towns, city/county libraries and county health departments. Out of each ad valorem property tax dollar, Oklahoma County currently receives approximately 9.8¢.

The Oklahoma County Assessor's Office has earned international awards for its website [www.oklahomacounty.org/assessor](http://www.oklahomacounty.org/assessor) where more than 13.6 million visitors a year can look up the most accurate property records available for free and link to other computer programs and county offices to get information about mortgages or tax obligations and payments. The Environmental Systems Research Institute (ESRI) awarded the Oklahoma County Website one of the best in the world out of more than 440,000 competitors around the world. These records help citizens understand the complicated process of assessing market value and how mill levies from cities, towns and schools impact the property taxes they are obliged to pay.

The nine departments in the Oklahoma County Assessor's office utilize state-of-the-art technology to perform their duties of assessing market-value on all properties and the performance of the office is carefully monitored to ensure statutory compliance with regular and surprise performance audits by the Auditor and Inspector's office and the Oklahoma Tax Commission (OTC). Each year the OTC executes a Performance Audit on every one of Oklahoma's 77 counties. During the past two years Oklahoma County has been one of the few counties earning a perfect score on the Performance Audit. Oklahoma County has worked closely with assessors around Oklahoma and the OTC to make improvements to better analyze the performance of all assessors. The Oklahoma County Staff has been involved in writing legislation and educating lawmakers to pass new laws to help citizens and property owners better understand information about their property and the requirements and duties of assessors. The Oklahoma County Assessor's office currently has approximately 78 full time and part-time employees, 50 employees fewer than the OTC indicates the minimum number of employees required for the workload in a county this size. Based on a cost per employee of approximately \$75,000 for salary and benefits, the Oklahoma County Assessor's office is operating at a savings to the taxpayers of nearly \$4 million a year.

The 2019 assessed value of all property in Oklahoma County is over \$7.92 billion, more than triple the assessed value of \$2.3 billion in 1990 and more than five times the \$1.4 Billion of assessed value in 1980. That value is determined by market forces and growth for demand for real estate in Oklahoma County. Oklahoma County has the most desirable commercial and residential real estate locations and properties in the state of Oklahoma and enjoys one of the fastest growing real estate markets in the southwest.



# Leonard Sullivan, Oklahoma County Assessor

## Funding Sources and Restrictions:

Visual Inspection O.S. Title 68 § 2820, 2822-2823

Although this is a general fund cost center, the nature of the fund is similar to a special revenue fund used for specific functions and can only be used for the visual inspection of property, not operations of other separate office functions. The County Assessor has a visual inspection plan to inspect all property within the county at least once every four years. The cost is shared by all local school districts and jurisdictions collecting an ad valorem levy. Each jurisdiction's share is proportional to its total levy the prior year. This results in the County funding approximately 9% of the Visual Inspection budget. Amounts billed but not collected from the previous year are taken in consideration as a reduction to the following year's budget appropriations.

Assessor Fee Revolving Fund O.S. Title 68 § 2829.1

Consists of fees collected by the Assessor for furnishing all records available for copying and for furnishing standard maps. Monies deposited to the fund shall be expended by the County Assessor and shall not be transferred to any other account for a purpose other than 1) For maintenance, replacement and upgrade of computer hardware and software associated with County Assessor databases and geographic information systems; and 2) To provide products and services generated from the databases and geographic information system to both public and private parties.

## Statistical Information:

	<b>Actual Activity FY 18/19</b>	<b>Current Activity FY 19/20</b>	<b>Projections for FY 20/21</b>
Full-time employees	74	80	80
Part-time employees	3	5	5
Total Numbers of Parcels	348,265	353,806	355,000
Residential/Ag Parcels	278,626	283,720	284,000
Commercial Parcels	21,218	21,686	22,000
Personal Property Accounts	32,109	32,740	33,500
Homestead Exemptions	111,269	107,147	107,500
Additional Homestead	6,027	5,114	5,000
Senior Freeze	20,366	24,646	25,500
100% Disabled Veterans	3,108	4,084	4,200

## Financial Information:

	<b>Actual FY 18/19</b>	<b>Projected FY 19/20</b>	<b>Adopted and Estimated FY 20/21</b>
<b>Sources:</b>			
General Fund	\$ 2,894,955	\$ 3,008,635	\$ 3,008,635
General Fund - Visual Inspection	4,751,958	5,283,888	5,283,888
Assessor's Revolving Fund	139,466	104,035	57,559
<b>Total Sources:</b>	<b>\$ 7,786,379</b>	<b>\$ 8,396,558</b>	<b>\$ 8,350,082</b>
<b>Expenditures:</b>			
Salaries	4,464,549	4,695,094	4,795,094
Benefits	2,026,903	2,158,018	2,283,018
Travel	100,815	129,775	154,775
M&O	728,507	1,008,486	1,008,486
Capital	267,270	113,067	107,602
<b>Total Expenditures</b>	<b>\$ 7,588,044</b>	<b>\$ 8,104,440</b>	<b>\$ 8,348,975</b>
Lapsed Funds	111,456	250,000	-
Restricted Fund Balance:			
Assessor's Revolving Fund	86,878	42,118	1,107
<b>Total Expenditures, Lapse and Fund Balance</b>	<b>\$ 7,786,379</b>	<b>\$ 8,396,558</b>	<b>\$ 8,350,082</b>

# Forrest "Butch" Freeman, Oklahoma County Treasurer



**Mission:** *Together, employees of the Oklahoma County Treasurer's office will perform the duties prescribed by law and entrusted to us by the citizens of Oklahoma County with the highest level of integrity and accountability. We will accurately collect and remit taxes, administer all county monies and provide friendly and efficient professional service to those we serve.*

The County Treasurer is an elected constitutional officer with a four-year term whose primary function is to collect property taxes certified by the County Assessor from the assessment valuations placed on real estate, personal property, and public utilities in the County.

After collection, the Treasurer disburses the monies to the county, cities, towns and schools. The County Treasurer is the official custodian of all funds for the County and Treasurer for schools and career technology institutions that do not have their own treasurer.

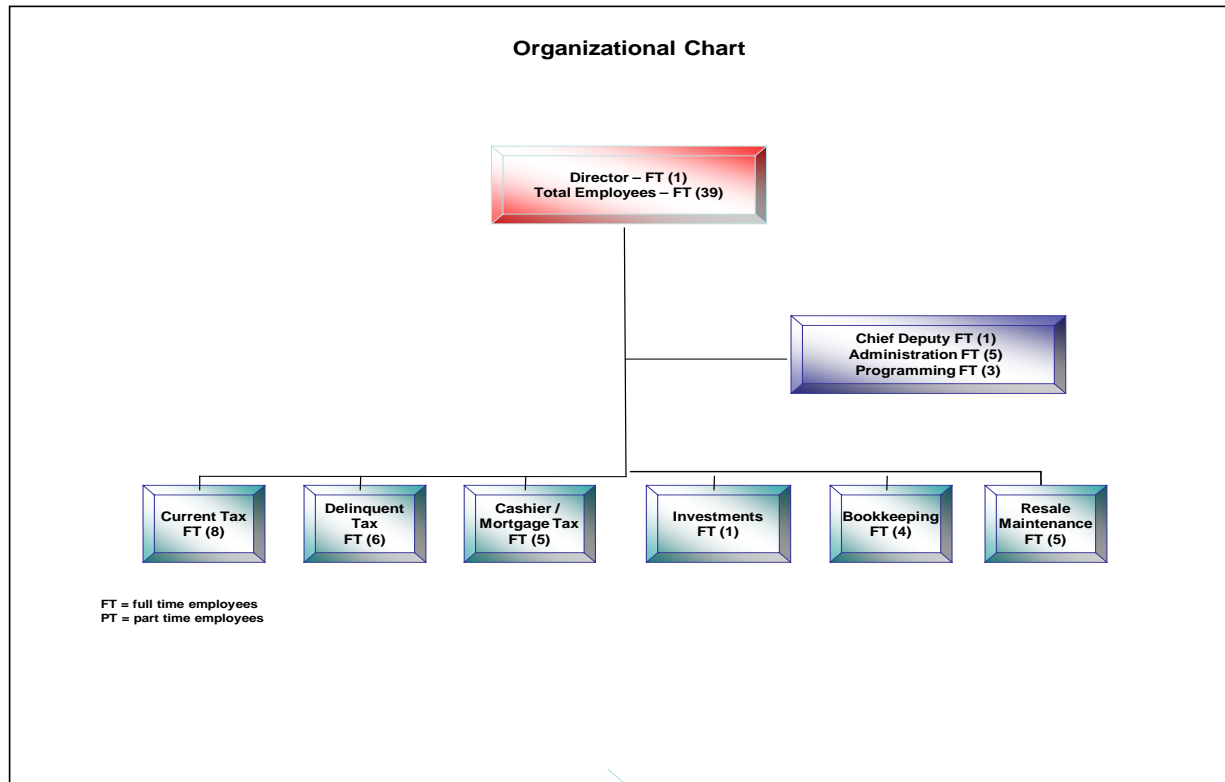
All checks and vouchers for all county departments are registered and maintained through the Treasurer's office. The Treasurer's office is also responsible for the investment of all county funds.

A majority of the tax collections are made by mail through an automated system that allows a faster and more accurate processing of payment and provides a daily balance and audit record. Tax collections are balanced on a daily, monthly, and year-to-date basis, which allows the investment of funds to be made with more accuracy. All special assessments, such as sewer, water, weed, cleaning, paving, and nuisance abatement taxes that are originally assessed by cities and towns in the county are certified to the County Treasurer for collection after they have become delinquent. They are placed as a lien on the real estate property account of the taxpayer.

The Treasurer's office manages County-owned property acquired at the annual sale of real estate for delinquent taxes. The Treasurer may sell these pieces of property, upon approval of the Board of County Commissioners.

Accomplishments: Our office is now accepting Delinquent Tax Payments to be paid with credit cards and e-checks. This is an added convenience for our customers to pay taxes.

Objectives: Working towards being more automated on our Resale and County owned. This will be an added convenience for our customers.



# Forrest "Butch" Freeman, Oklahoma County Treasurer

## Funding Sources and Restrictions:

### Resale Property Fund

O.S. Title 68 § 3137 (a) & (b)

All penalties, interest and forfeitures which may accrue on delinquent ad valorem taxes; the proceeds of sale or management, control and operation of property acquired by the county at resale. The funds are authorized to be expended for the following purposes: 1) purchase of records, printing, supplies and equipment, and the employment of necessary clerical personnel, in connection with delinquent, delinquent real estate tax lists 2) payment of the cost of advertising or publication, or posting 3) reimbursement of the purchaser at resale or at commissioners' sale of any parcel of real estate, against which no tax was due 4) all rebates allowed under statutes upon taxes found to have been illegally or erroneously collected.

### Resale Property - Budgeted

O.S. Title 68 § 3137 (d)

Appropriations from the Resale Property Fund for salary and fringe benefit expenditures.

### Treasurer Mortgage Fee Fund

O.S. Title 68 § 1904 (b)

A fee of \$5.00 is collected by the Treasurer on each mortgage presented for certification. Monies from this account shall be expended by the County Treasurer in the lawful operation of the Treasurer's office.

### Note 1:

Per O.S. Title 68 § 3137(e)&(f) on the 15th of June each year the County Treasurer shall file a financial statement of the resale property fund with the County Clerk for the approval of the Board of County Commissioners setting forth the necessary reserves for expenditures. Any balance remaining on hand over and above the necessary reserves shall be apportioned by the County Treasurer 1/3 to the County, 1/3 to cities and towns of such county, and 1/3 to the various school districts of the county.

## Statistical Information:

	Actual Activity FY 18/19	Current Activity FY 19/20	Projections for FY 20/21
Full-time Employees	38	39	41
Current Tax Accounts	350,865	356,465	362,065
Delinquent Statements Mailed	78,232	78,500	81,350
Redemptions	3	0	1
Mortgages Certified	24,733	25,800	28,000
Special Assessments Certified	3,115	2,611	2,700
Checks Registered	40,303	55,239	58,000
Amount of Deposits	\$ 276,757,619	\$ 1,083,106,896	\$ 1,137,262,241
Investment Income	\$ 156,955	\$ 640,000	\$ 200,000

## Financial Information:

### Sources:

	Actual FY 18/19	Projected FY 19/20	Adopted and Estimated FY 20/21
General Fund	\$ 793,044	\$ 880,937	\$ 880,937
Resale Property Budgeted	8,444,222	12,152,070	14,860,304
Mortgage Tax Fee	276,514	297,293	227,304
<b>Total Sources:</b>	<b>\$ 9,513,780</b>	<b>\$ 13,330,300</b>	<b>\$ 15,968,546</b>

### Expenditures:

Salaries	1,996,085	2,191,436	2,554,084
Benefits	951,291	1,109,803	1,110,524
Travel	16,094	20,435	24,050
M&O	1,254,239	1,578,966	1,907,471
Capital	57,467	288,347	535,200
<b>Total Expenditures</b>	<b>\$ 4,275,175.2</b>	<b>\$ 5,188,986.4</b>	<b>\$ 6,131,329.3</b>
Lapsed Funds	118,598	36,221	-
Fund Balance:			
Resale Property Budgeted	4,965,873	8,010,957	9,813,894
Mortgage Tax Fee	154,134	94,136	23,322
<b>Total Expenditures, Lapse and Fund Balance</b>	<b>\$ 9,513,780</b>	<b>\$ 13,330,300</b>	<b>\$ 15,968,546</b>



# Rick Warren, Oklahoma County Court Clerk

**Mission:** *To provide efficient, accurate and open records maintenance; and information management and fiscal services to the public, the District Court, and the Bar. As a partner in the efficient administration of justice, our greatest satisfaction is in the services we deliver.*



The constitutionally created office of Court Clerk is elected by countywide vote every four years.

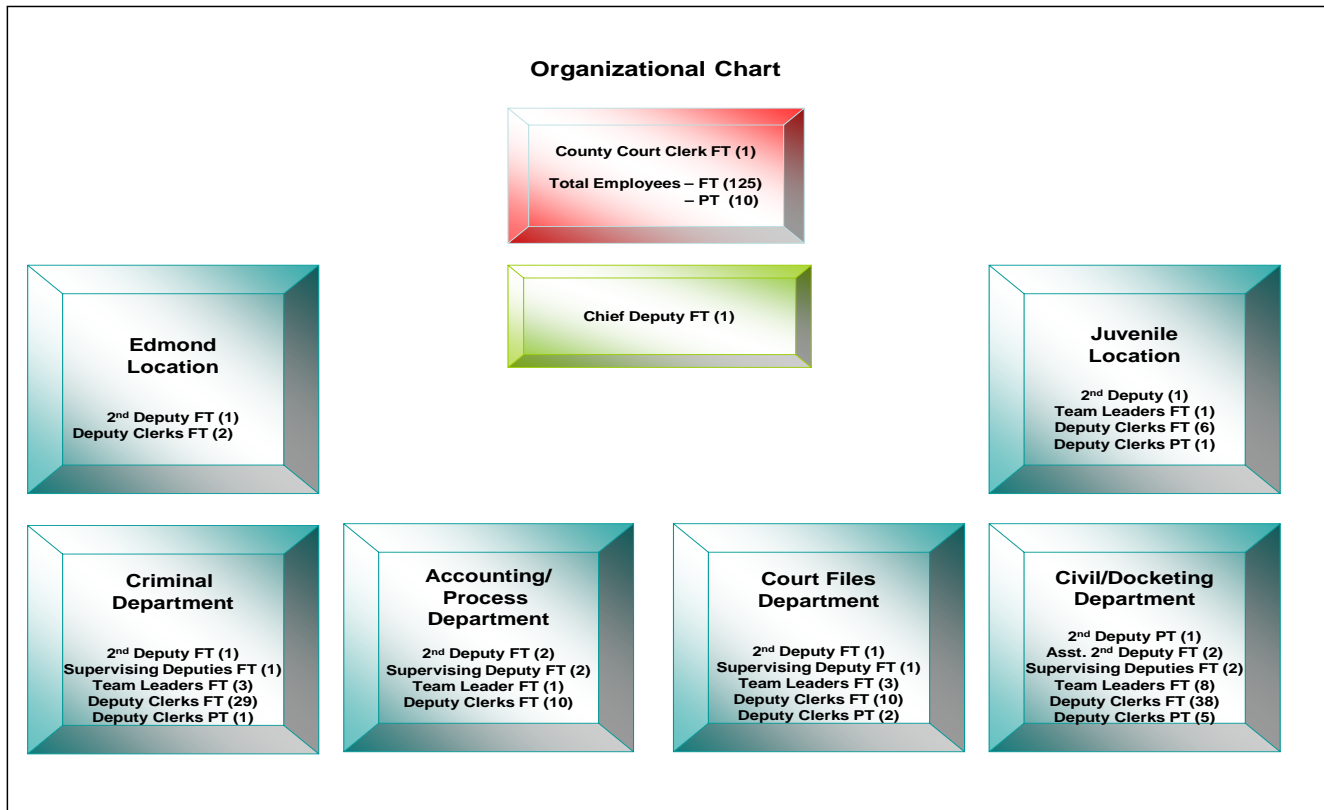
The Court Clerk is one of three members of the Court Fund Governing Board, together with the Presiding Administrative Judge and the Associate District Judge.

The primary responsibilities of the Court Clerk are to record, file and maintain the records of the civil and criminal proceedings before the District Court, and to collect and account for all fines, costs and assessments required by statute. Other responsibilities include: providing staff for 34 state judges and maintaining court schedules, called dockets, summoning, processing, and paying more than 17,000 jurors annually; issuing subpoena and civil process, processing United States passport applications; issuing marriage licenses, private process server licenses and certain other licenses; and providing case data to the Oklahoma Supreme Court.

Filing fees and other costs collected by the Court Clerk are deposited into the Court Fund to pay for all maintenance and operation costs of the District Court. Court equipment, courthouse maintenance, courthouse security, Sheriff's funds, Law Library, the Public Defender's office, the District Attorney's office and court staff are all supported by the Court Fund. Total revenue/receipts exceed \$65 million annually.

The Oklahoma County Court Clerk's office initiated the first computerized jury processing system; the first criminal cost collection department; and the first digital document retention program, all at no expense to the county's General Fund.

Funds collected, audited and accounted for by the Court Clerk's office support more than 30 state, county and municipal agencies, including approximately \$2 million annually to the Oklahoma County Sheriff's office.



# Rick Warren, Oklahoma County Court Clerk

## Funding Sources and Restrictions:

Court Clerk Revolving Fund Reimbursement - appropriated through General Fund:  
 Funds transferred from the Court Clerk Revolving Fund (Voucher Account described below) to supplement payroll costs.

Court Clerk Revolving Fund (Voucher Account, not a special revenue fund; not appropriated through General Fund)  
 Expended for the lawful operation of the Court Clerk's office.

Court Fund  
 Revenues received at the District Court level, used for local operational expenses. Funds may only be spent as budgeted and approved by the Chief Justice of the Supreme Court. Funds in excess of expenses are submitted to the State Judicial Fund to support the Courts.

Court funds are not considered part of the County's financial reporting structure. Nonetheless, these funds are reflected in the attached documents and clearly marked to provide a full picture of the total cost to operate the Oklahoma County Court Clerk's office.

## Statistical Information:

	Actual Activity CY 2018	Actual Activity CY 2019	Projections for CY 2020
Full-Time Employees	123	125	125
Small Claim Cases Filed	25,760	24,784	25,188
Traffic Cases Filed	16,027	16,283	21,935
Civil Cases Filed	32,182	32,901	32,516
Felony Cases Filed	5,866	5,111	7,162
Misdemeanors Filed	4,590	3,971	4,088

## Financial Information:

	Actual FY 18/19	Projected FY 19/20	Adopted and Estimated FY 20/21
<b>Sources:</b>			
General Fund	\$ 7,890,334	\$ 8,600,627	\$ 8,600,628
<b>Expenditures:</b>			
Salaries	5,105,384	5,645,987	5,704,936
Benefits	2,398,864	2,698,384	2,667,773
Travel	6,780	7,720	10,000
M&O	165,809	167,684	167,919
Capital	708	-	50,000
<b>Total Expenditures</b>	\$ 7,677,546	\$ 8,519,776	\$ 8,600,628
Lapsed Funds	212,788	80,851	
<b>Total Expenditures, Lapse and Fund Balance</b>	\$ 7,890,334	\$ 8,600,627	\$ 8,600,628

## David B. Hooten, Oklahoma County Clerk

**Mission:** *The mission of the Oklahoma County Clerk's office is simple: put the citizens first. We accomplish this by: Being respectful to customers; using our resources wisely; following our Constitutional and Statutory obligations; promoting cooperation with other areas of government; achieving efficiencies in the services we provide; being professional; and leveraging the latest technological advances. These core values enable the County Clerk's office to continuously improve and provide a better experience to the taxpayers of Oklahoma County.*



The County Clerk's office is created by the State Constitution. It is an elective public office where every four years the voters elect the County Clerk during a county-wide election. The County Clerk is the principal record keeper for the county and all of the duties are prescribed by the state legislature. Those duties include:

**Registrar of Deeds:** All documents related to Oklahoma County property (real estate) interests, such as deeds, mortgages, liens and mineral interests, from 1890 to the present are filed and permanently kept by the County Clerk.

**Uniform Commercial Code (UCC):** The Oklahoma County Clerk's office is the Central Filing Office for all financing statements within the State of Oklahoma. Anyone who claims a security interest in a transaction involving real or personal property can file a UCC.

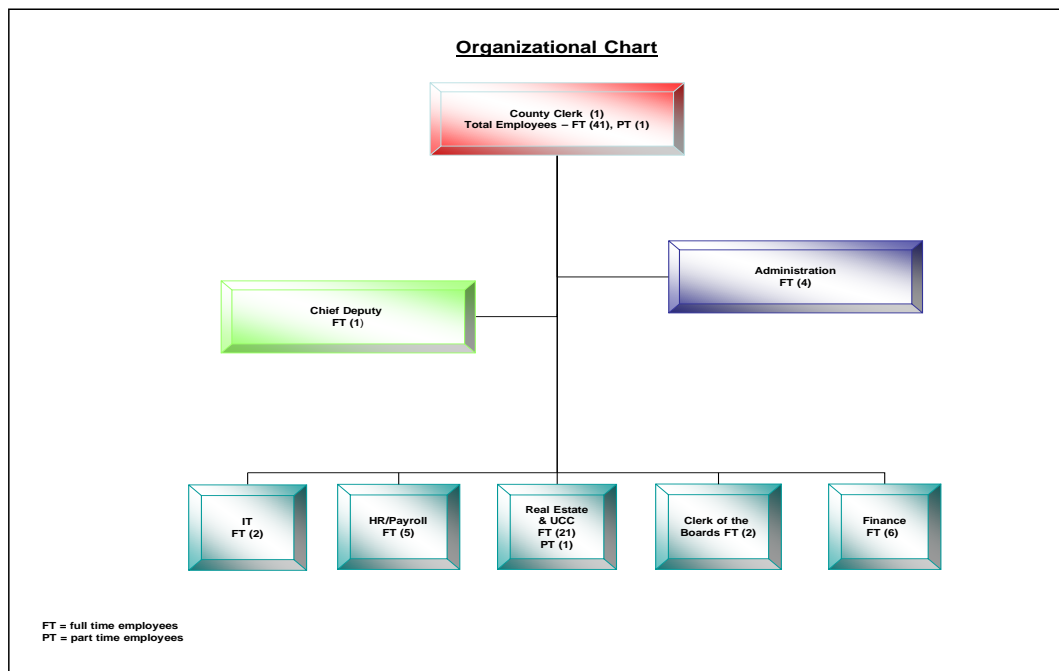
**Secretary to the Boards:** By law the County Clerk serves as the secretary to numerous county boards, including the Board of County Commissioners, Excise/Equalization, Tax Roll Correction, Budget Evaluation Team, Retirement, Public Improvements & Infrastructure Committee, Policy and Governance Committee, Handbook Committee and the Jail Trust Committee. As such, the County Clerk is the official custodian of all county board records.

**Finance and Administration:** The County Clerk handles the county's accounts payable, payroll, inventory and budget. The Clerk is the encumbering officer for the county. Administration within the County Clerk's office would include office-wide information technology and human resources.

**Spotlight on the Arts** has since inception, beginning with its pilot, reached a total of 300 area students, in 9 different events, these students from 5 different inner city high schools, 1 inner city middle school and 1 inner city elementary school, with return visits from 2 of these high schools so far. **Youth and Government** since inception, beginning with their pilots, reached a total of 750 students in 19 different events, these students coming from 11 different area schools, including 9 different inner city high schools, 1 inner city elementary school and 1 suburban high school. The Oklahoma City Public School district is the largest public school district in Oklahoma, and consists of 9 different high schools, 100% of which have now been reached by Mr. Hooten's innovative youth civic engagement programming.

**Accomplishments:** Implemented agenda and minutes management software to compile official meeting content into a highly searchable repository. Implemented a countywide timekeeping system to accurately account for time worked and to address a multi year audit finding. Developed an alert system to notify registrants when a document, such as a lien, is filed with their name. This comes at no charge to the registrant.

**Objectives:** Complete the electronic voting portion of the meeting management system to automatically generated meeting minutes. Refresh aged server and desktop infrastructure with latest version technologies. Revamp disaster recovery initiatives while reducing overall costs. Tighten up business continuity plans for instant failover and the ability to be fully operating within 24 hours. Complete the process to send all vendor payments through EFT. Replace outdated land records management system for real estate and UCC.



# David B. Hooten, Oklahoma County Clerk

## Funding Sources and Restrictions:

Lien Fee Fund O.S. Title 19 § 245 and § 265

The fee of \$8.00 plus postage for preparing and mailing the notice of mechanic and materialmen's liens is deposited into this account. A fee of \$1.00 per page is collected for furnishing photographic copies. A fee of \$.25 per page for up to 3,500 images, and up to \$.15 per page for requested images over 3,500. The County Clerk may use funds from this account for the lawful operation of the office.

UCC Fund O.S. Title 12A § 1-9-525.1

Fees collected for filing, indexing, recording and copying documents collected pursuant to Section 1-9-525. Monies in this account shall be expended in the following amounts for the following purposes: 1) of the fees collected pursuant to paragraphs 1 and 2 of subsection (1) of Section 1-9-525, \$5 shall be paid monthly to the general fund as a liquidated fee for capital and other expenses associated with operation of the filing office; and 2) all other fees or parts of fees and any interest accruing to this account shall be expended by the county clerk for the lawful operation of the filing office.

Records Preservation O.S. Title 28 § 32

A \$10 fee collected for each instrument recorded with the Registrar of Deeds. Monies accruing to the fund are to be expended by the clerk and not transferred to any other fund. For the purpose of preserving, maintaining, and archiving recorded instruments including, but not limited to, records management, records preservation, automation, modernization, and related lawful expenditures. Revenue collections started in fiscal year 01/02 and are being used to preserve over one-hundred years of county records maintained by the County Clerk's Office.

## Statistical Information:

	Actual Activity FY 18/19	Current Activity FY 19/20	Projections for FY 20/21
Full-time employees	40	42	42
Part-time employees	3	1	1
Real Estate Documents Filed and Indexed	178,733	154,457	180,000
UCC Documents Filed and indexed	130,812	106,252	130,000
Percentage of UCC Documents Filed Electronically	70%	73%	75%
Percentage of Real Estate Documents Filed Electronically	70%	70%	75%
County Clerk Fees Deposited to General Fund	\$ 5,011,928	\$ 5,178,338	\$ 4,919,420.86
Accounts payable checks processed annually	41,070	42,545	43,000
Number of Agendas/Minutes	356	368	371

## Financial Information:

	Actual FY 18/19	Projected FY 19/20	Adopted and Estimated FY 20/21
<b>Sources:</b>			
General Fund	\$ 2,683,029	\$ 2,491,229	\$ 2,491,229
Lien Fee Fund	245,762	535,335	396,352
UCC Fund	1,093,412	1,159,067	1,014,547
Records Preservation Fund	1,606,553	2,313,900	2,129,960
<b>Total Sources:</b>	<b>\$ 5,628,756</b>	<b>\$ 6,499,531</b>	<b>\$ 6,032,089</b>
<b>Expenditures:</b>			
Salaries	2,356,402	2,601,053	2,599,773
Benefits	971,836	1,094,243	1,072,245
Travel	19,536	28,541	45,290
M&O	513,611	627,090	625,826
Capital	67,133	720,115	65,328
<b>Total Expenditures</b>	<b>\$ 3,928,518</b>	<b>\$ 5,071,043</b>	<b>\$ 4,408,463</b>
Lapsed Funds	45,918	6,212	-
<b>Fund Balance:</b>			
Lien Fee	205,532	99,529	162,672
UCC	451,884	378,083	479,703
Records Preservation	996,905	944,664	981,251
<b>Total Expenditures, Lapse and Fund Balances</b>	<b>\$ 5,628,756</b>	<b>\$ 6,499,531</b>	<b>\$ 6,032,089</b>

## P.D. Taylor, Oklahoma County Sheriff

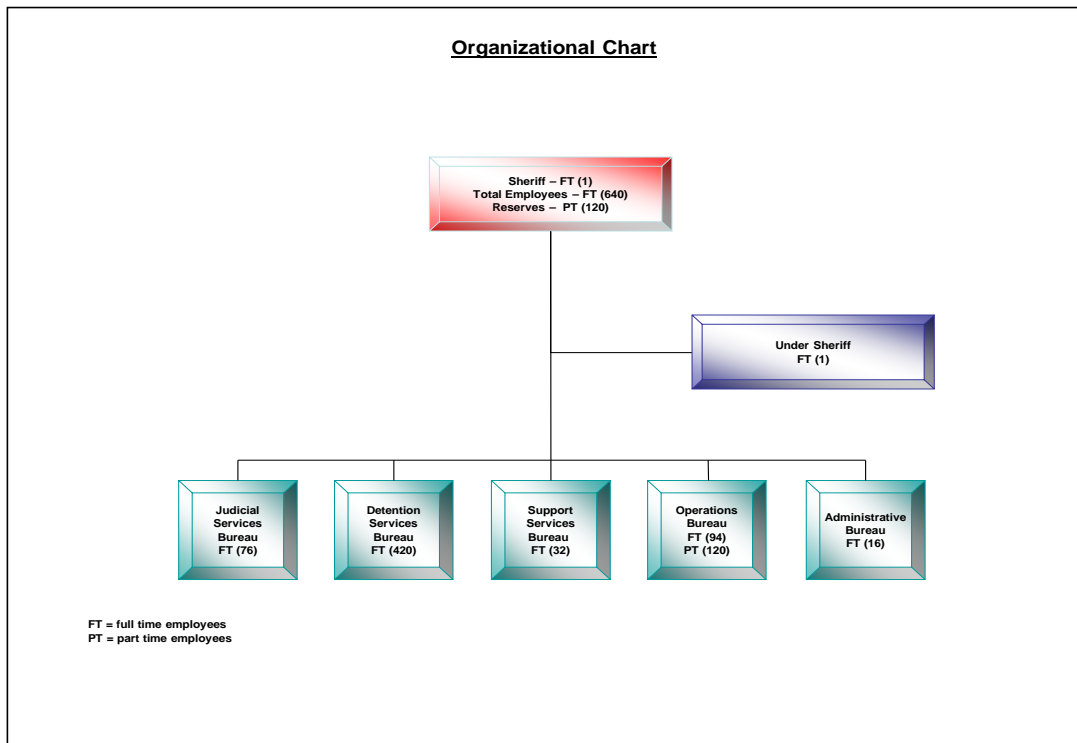
**Mission:** *To provide professional and quality law enforcement, custodial, and court related services to all persons within Oklahoma County and to effectively perform all duties mandated to us by the Constitution and the laws of the United States of America and of the State of Oklahoma in a professional, ethical, and cost efficient manner.*



The office of the County Sheriff is a public office created by the State Constitution with the principal officer being elected every four years. As the chief law officer for the county, the Sheriff is responsible for preserving the peace and protecting life and property in the county. The office achieves its mission through:

Effective utilization of human and organizational resources for improved cooperation, teamwork, and leadership skills building; creative motivation of individual employees to increase productivity and continuing development of personal and professional skills; positive involvement in community activities for enhanced interpersonal communications; active participation of all employees in organizational development and processing for improved internal communications; responsive interaction with all criminal justice agencies for increased exchange of information and growth of statewide networks; innovative application of available technology for crime prevention, detention, reporting, apprehension, and incarceration of criminals and objective analysis of planned activities for achieving targeted objectives assuring proper expenditures of limited funding resources.

We strive to mirror the diverse population within our county to whom we provide law enforcement services by providing an open and equal opportunity in personnel recruiting and selection. We strive for kind, understanding, and courageous professional services in delivery of community-oriented law enforcement. We work as partners with our citizens, sharing our plans and strategies, and providing ongoing honesty and candor in communications. We recognize the badge of the Oklahoma County Sheriff's Office as a symbol of public trust and expect exemplary behavior from our employees both in the performance of their duties and in their personal lives. We monitor adherence to rules and standards to insure the highest level of law enforcement services and respect of the community. We require individual accountability.



# P.D. Taylor, Oklahoma County Sheriff

## Funding Sources and Restrictions:

Sheriff Service Fee Fund O.S. 19 §514, 514.1 and 514.3  
 Funds from Civil and Criminal process and miscellaneous fees to include finger printing. Monies from the account shall be expended by the Sheriff in the lawful operation of his office.

Sheriff Special Revenue Fund O.S. 19 180.43  
 Established to account for the collection and expenditures of prisoner boarding fees, for the operation of the jail commissary, housing of federal prisoners, drug enforcement, travel activities and training activities of the Sheriff's department, and monies received from state and federal granting agencies.

## Statistical Information:

	Actual Activity CY 2019	Projected Activity CY 2020	Projected Activity CY 2021
Full-time Employees	718	660	655
Reserves	175	133	133
Civil Process Received	14,101	14,313	14,352
Civil Process Served	12,843	13,036	13,073
Warrants/Records Warrants Received	58,274	59,148	59,722
Warrants/Records Warrants Cleared	47,371	48,082	48,544
Document Scanning	1,198,895	1,216,878	1,225,275
Dispatch Total Calls for Service All Agencies	80,090	81,291	82,307
Patrol Calls for Service	42,352	42,987	43,331
Patrol Mental Health Calls	999	1,014	1,027
Patrol Miles Patrolled	861,641	784,093	786,053
Inmates Booked	50,534	50,913	51,168
Inmates Released	50,650	51,030	51,204
Inmate Meals Served	2,890,529	2,912,208	2,923,857
Bibles Distributed to Inmates	5,229	5,268	5,285
Chaplain Counseling Inmates	13,414	13,515	13,601
Inmate Medical Services	65,034	65,522	65,817
Jail Visitors Inmate Visitation	22,977	23,149	23,216
Triad Presentations/Community Service Events	285	316	319
Reserve Hours Worked	39,886	40,284	40,687

## Financial Information:

	Actual 18/19	Projected 19/20	Adopted and Estimated 20/21
<b>Sources:</b>			
	Budget	Sources	Budget
General Fund Detention	\$ 37,486,517	\$ 30,218,508	\$ 30,218,508
General Fund Law Enforcement		10,149,214	10,149,214
Sheriff Service Fee Fund	5,537,011	5,498,955	6,489,053
Sheriff Special Revenue Fund	7,706,910	6,674,450	6,017,140
Sheriff Grant Fund	1,031,293	887,914	589,465
<b>Total Sources:</b>	<b>\$ 51,761,731</b>	<b>\$ 53,429,041</b>	<b>\$ 53,463,380</b>
<b>Expenditures:</b>			
Salaries	21,164,900	20,987,483	22,294,919
Benefits	10,208,422	10,639,564	12,337,107
Travel	23,179	38,645	33,850
M&O	13,224,398	13,965,899	14,444,526
Capital	1,988,495	1,442,037	579,940
<b>Total Expenditures</b>	<b>\$ 46,609,394</b>	<b>\$ 47,073,628</b>	<b>\$ 49,690,342</b>
Lapsed Funds	1,027,167	1,905,774	-
Special Revenue Fund Balances:			
Sheriff Service Fee Fund	719,083	1,563,126	1,039,237
Sheriff Special Revenue Fund	2,716,481	2,482,870	2,433,721
Sheriff Grant Fund	689,605	403,642	300,081
<b>Total Expenditures, Lapse and Fund Balance</b>	<b>\$ 51,761,731</b>	<b>\$ 53,429,041</b>	<b>\$ 53,463,380</b>
<b>SR Total Fund Balances</b>	<b>4,125,169</b>	<b>4,449,639</b>	<b>3,773,038</b>

# Carrie Blumert, Oklahoma County Commissioner - District 1

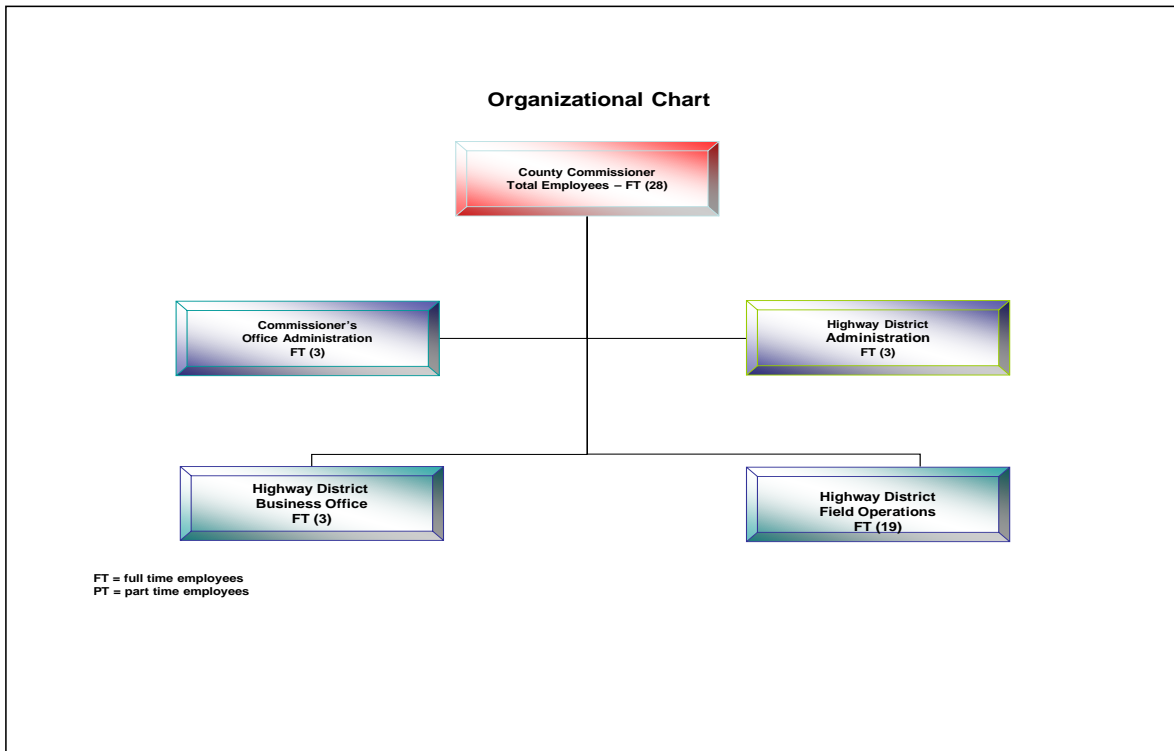
**Mission:** *To improve Oklahoma County District One services and infrastructure for the benefit of our citizens.*



Oklahoma County Highway District 1 exists to perform certain public works functions associated with the 238.43 miles of public roads within District 1 boundaries as defined after the 2000 Census. The mileage in District 1 represents 40% of the total road miles in Oklahoma County's total inventory of 595.98 road miles.

Road crews routinely perform road rehabilitation and reconstruction as well as drainage improvements, right of way maintenance and de-icing activities. Attention is primarily focused on maintenance of County section-line roads within the unincorporated areas of the county. Additionally, crews perform road maintenance and certain improvements within incorporated boundaries of cities with populations of less than 5,000. In addition to having more road miles than any other Highway District, more incorporated cities with population under 5,000 fall within the boundaries of District One. These include; Arcadia, Forest Park, Jones, Lake Aluma, Luther, Nicoma Park and Spencer.

District One operates within a balanced budget and is committed to limiting expenses associated with human capital at less than 50% of the total operating costs. Efficiency and cost effectiveness are the focus for Commissioner Johnson's administration. She is proud that this budget represents the fifth consecutive year that pledge to District One constituents has been achieved.



# Carrie Blumert, Oklahoma County Commissioner - District 1

## Funding Sources and Restrictions:

Highway Cash Fund O.S. Title 68 § 500.7, 500.6, 704 (A), 1004 and Title 47 § 1104 E.1, F.1, G.1

Accounts for state, local and miscellaneous revenues and expenditures for the purpose of constructing and maintaining County roads and bridges. Derived from percentages of state motor fuel and motor vehicle taxes that are apportioned on formulas using population, road mileage and land area, with funds from gross production taxes to counties with oil and gas and mineral production.

## Statistical Information:

	Actual Activity FY 18/19	Current Activity FY 19/20	Projections for FY 20/21
Full-time employees	34	29	32
Part-time employees	-	1	-
Number of road miles constructed	8	3	5
Number of road miles reconstructed	8	9	10
Number of road miles preserved/maintained	10	15	15
Number of bridge reconstruction/replacement	4	2	2
Number of special project constructions	12	4	6
Number of road miles right of way maintained (mowed)	1,800	1,600	1,620
Number of road miles mowed reimbursed	-	-	0
Number of road miles mowed OKC	721	542	600
Number of parks and non-roads maintained	35	24	24
Number of miles of roads and parks boom axed	225	175	175
Number of miles boom axed reimbursed	-	-	-
Number of miles boom axed OKC	80	73	80
Number of linear feet culvert pipe installed	1,700	990	1,200
Number of tons repair material applied (patching)	1,500	2,300	2,400
Number of incidents responded w/FEMA declaration	3	-	2
Amount of FEMA reimbursements	\$ 5,933.19	\$ -	\$ -

## Financial Information:

	Actual FY 18/19	Projected FY 19/20	Adopted and Estimated FY 20/21
<b>Sources:</b>			
General Fund	\$ 495,283	\$ 568,613	\$ 568,613
Highway Cash	8,932,107	9,626,990	9,460,062
<b>Total Sources:</b>	<b>\$ 9,427,390</b>	<b>\$ 10,195,603</b>	<b>\$ 10,028,675</b>
<b>Expenditures:</b>			
Salaries	1,670,633	1,656,107	2,030,699
Benefits	835,932	859,735	966,998
Travel	5,864	11,624	16,300
M&O	2,150,743	1,918,846	1,807,924
Capital	777,002	947,478	407,000
<b>Total Expenditures</b>	<b>\$ 5,440,174</b>	<b>\$ 5,393,790</b>	<b>\$ 5,228,921</b>
Lapsed Funds	22,428	5,549	-
Restricted Fund Balance:			
Highway Cash Fund	3,964,788	4,796,264	4,799,753
<b>Total Expenditures, Lapse and Fund Balance</b>	<b>\$ 9,427,390</b>	<b>\$ 10,195,603</b>	<b>\$ 10,028,675</b>



# Brian Maughan, Oklahoma County Commissioner - District 2

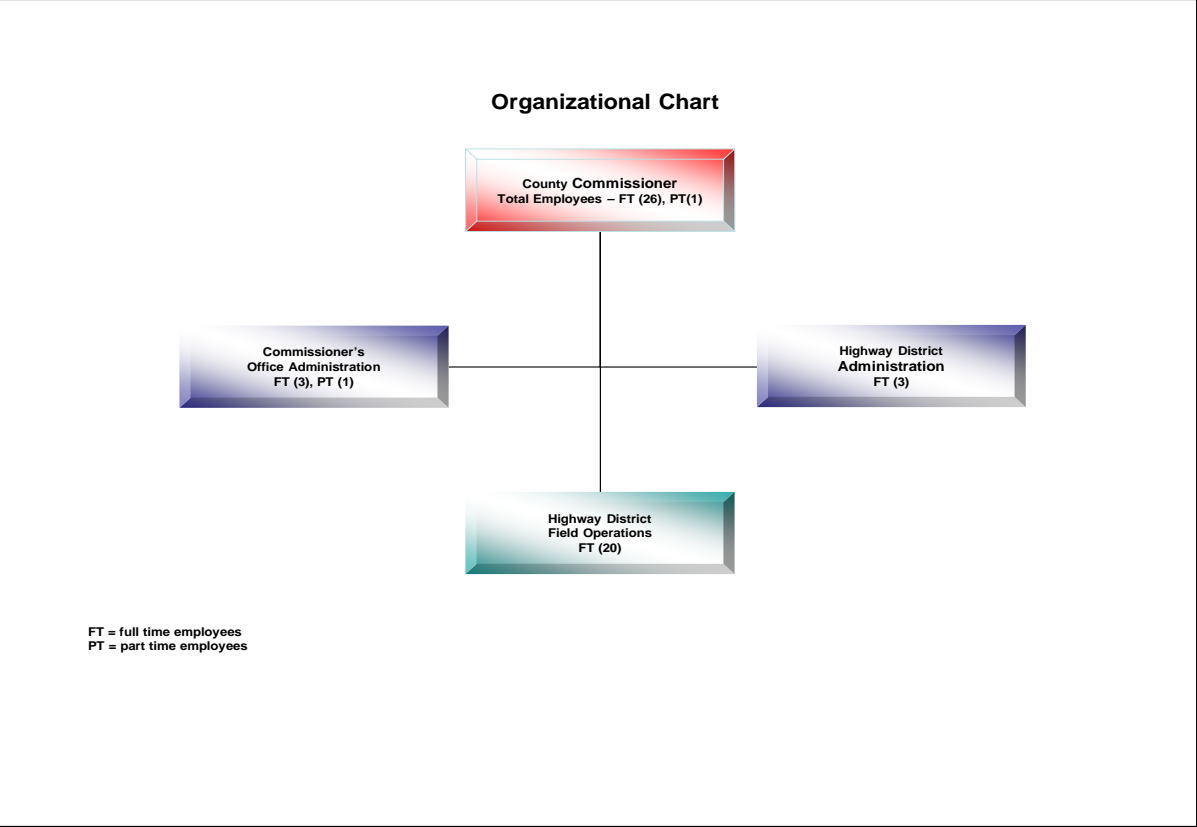
**Mission:** *To improve Oklahoma County Highway District 2 through effective and conservative government, expanding economic development opportunities and delivering needed county services for its constituents.*



Oklahoma County Highway District 2 is responsible for 177.51 miles of roads and 58 bridges. District 2's road crews maintain and rehabilitate roads and bridges within the unincorporated areas of the county. In addition, our crews perform right-of-way maintenance, road clearing activities and drainage improvement. District 2 road crews also work in conjunction with the cities and municipalities within the district on construction and maintenance of roads.

Oklahoma County is also called upon to provide debris removal following natural disasters, including flooding, fires, ice storms and tornados.

District 2 operates within a balanced budget and is committed to fiscal responsibility. Efficiency and cost effectiveness are the goals of Commissioner Maughan.



## Brian Maughan, Oklahoma County Commissioner - District 2

### Funding Sources and Restrictions:

Highway Cash Fund O.S. Title 68 § 500.7, 500.6, 704 (A), 1004 and Title 47 § 1104 E.1, F.1, G.1

Accounts for state, local and miscellaneous revenues and expenditures for the purpose of constructing and maintaining County roads and bridges. Derived from percentages of state motor fuel and motor vehicle taxes that are apportioned on formulas using population, road mileage and land area, with funds from gross production taxes to counties with oil and gas and mineral production.

### Statistical Information:

	<b>Actual Activity FY 18/19</b>	<b>Current Activity FY 19/20</b>	<b>Projections for FY 20/21</b>
Full-time employees	27	26	30
Part-time employees	3	1	1
Number of road miles constructed	4.75	2.75	4
Number of road miles rehabilitated	1.25	0	3
Number of bridge reconstruction/replacement	2	1	2
Number of special construction projects	4	3	3
Number of ROW mile maintained (trash, debris & mowing)	1,000	134	500
Number of miles of roads and parks boom axed	20	14	25
Number of LF of culvert pipe installed	1,530	1,420	1,600
Number of tons of road patching material applied	12	75	50

### Financial Information:

	<b>Actual FY 18/19</b>	<b>Projected FY 19/20</b>	<b>Adopted and Estimated FY 20/21</b>
<b>Sources:</b>			
General Fund	\$ 368,994	\$ 394,936	\$ 394,936
Highway Cash	10,423,608	11,834,739	10,197,861
<b>Total Sources:</b>	<u>\$ 10,792,602</u>	<u>\$ 12,229,675</u>	<u>\$ 10,592,797</u>
<b>Expenditures:</b>			
Salaries	1,171,831	1,425,778	1,857,433
Benefits	525,718	696,902	1,034,927
Travel	50	-	2,500
M&O	1,547,248	3,148,567	2,989,900
Capital	212,823	485,247	969,000
<b>Total Expenditures</b>	<u>\$ 3,457,670</u>	<u>\$ 5,756,494</u>	<u>\$ 6,853,760</u>
Lapsed Funds	96,244	76,777	-
Restricted Fund Balance:			
Highway Cash Fund	7,238,687	6,396,404	3,739,037
<b>Total Exp., Lapsed and Fund Balance</b>	<u>\$ 10,792,602</u>	<u>\$ 12,229,675</u>	<u>\$ 10,592,797</u>

## Kevin Calvey, Oklahoma County Commissioner - District 3

**Mission:** *District 3 seeks to provide our constituents with quality, safe, paved roads and bridges, deliver needed county services, ensure the effective and efficient management of county operations, and share timely and accurate information with constituents, municipalities, and others regarding county projects and activities.*

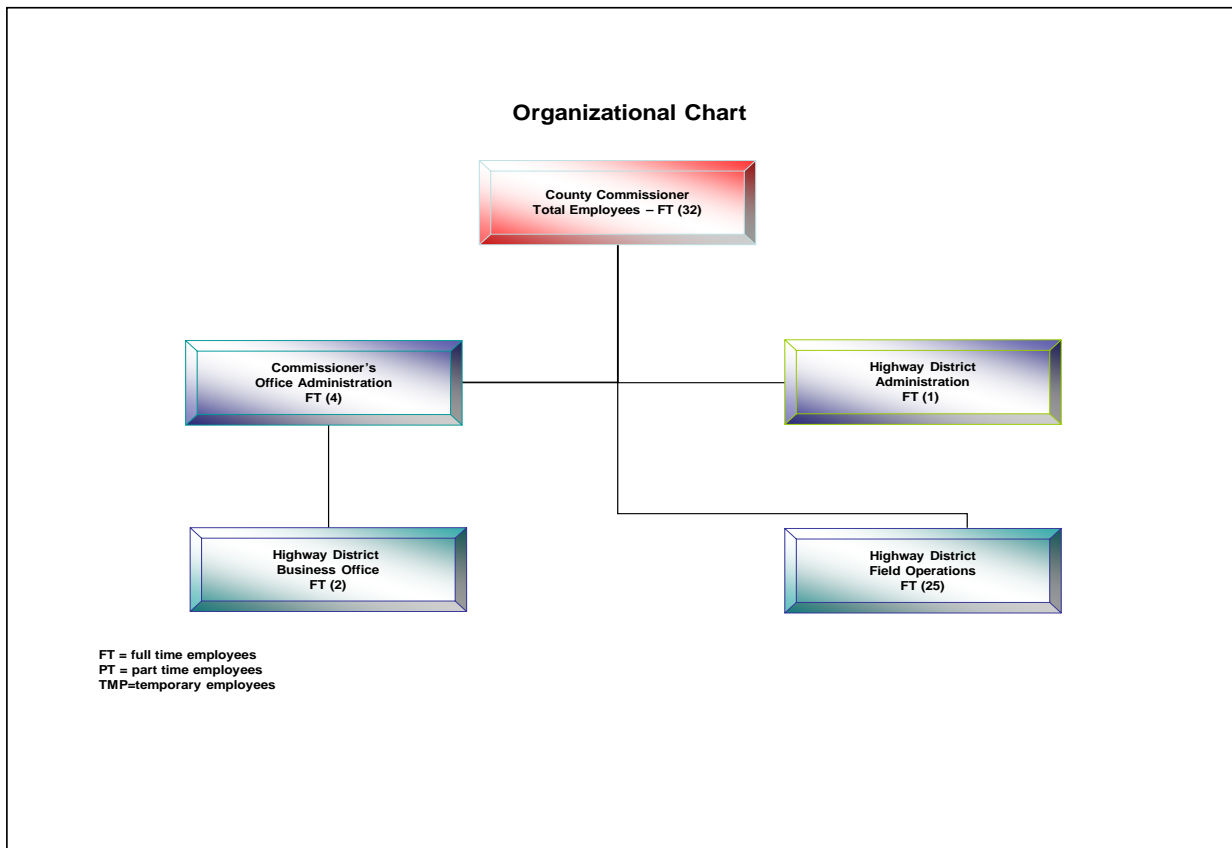


Oklahoma County Highway District 3 exists to construct and maintain the 180.6 miles of public roads within District 3's boundaries. The mileage in District 3 represents 30.2% of the road miles in Oklahoma County's total inventory of 597.51 road miles.

Road crews routinely perform road rehabilitation and reconstruction as well as drainage improvements, right of way maintenance and road-clearing activities. Attention is primarily focused on the maintenance of County section-line roads within the unincorporated areas of the county.

The County may also donate labor and equipment toward improvements on school grounds, which has resulted in a high number of requests for the construction of playgrounds, walking trails and parking lots on public school property within the District.

County road crews are also called upon to provide clean-up after natural disasters such as ice storms, tornados, and flooding within the District. Under the direction of County Commissioner Kevin Calvey and District Superintendent Ron Cardwell, the District 3 Highway Office operates within a balanced budget while limiting expenses associated with human capital at less than 35% of the total operating budget.



# Kevin Calvey, Oklahoma County Commissioner - District 3

## Funding Sources and Restrictions:

Highway Cash Fund O.S. Title 68 § 500.7, 500.6, 704 (A), 1004 and Title 47 § 1104 E.1, F.1, G.1

Accounts for state, local and miscellaneous revenues and expenditures for the purpose of constructing and maintaining County roads and bridges. Derived from percentages of state motor fuel and motor vehicle taxes that are apportioned on formulas using population, road mileage and land area, with funds from gross production taxes to counties with oil and gas and mineral production.

## Statistical Information:

	Actual Activity FY 18/19	Current Activity FY 19/20	Projections for FY 20/21
Full-time employees	32	31	32
Part-time employees	1	1	0
Number of road miles reconstructed	3	5	5
Number of road miles resurfaced	1	3	2
Number of bridge reconstruction/replacement	2	0	1
Number of special project constructions	2	7	2
Number of road miles right of way maintained (mowed)	560	560	560
Number of linear feet culvert pipe installed	2,128	926	500
Number of tons repair material applied (patching)	701	1,106	1,000

## Financial Information:

	Actual FY 18/19	Projected FY 19/20	Adopted and Estimated FY 20/21
<b>Sources:</b>			
General Fund	\$ 341,758	\$ 418,140	\$ 418,140
Highway Cash	7,431,004	7,703,514	6,728,628
<b>Total Sources:</b>	<u>\$ 7,772,762</u>	<u>\$ 8,121,654</u>	<u>\$ 7,146,768</u>
<b>Expenditures:</b>			
Salaries	1,719,791	1,757,158	1,768,237
Benefits	836,210	897,303	876,323
Travel	2,917	4,832	5,950
M&O	2,527,289	2,760,600	2,689,215
Capital	376,843	797,738	355,500
<b>Total Expenditures</b>	<u>\$ 5,463,050</u>	<u>\$ 6,217,631</u>	<u>\$ 5,695,224</u>
Lapsed Funds	4,097	558	-
Restricted Fund Balance:			
Highway Cash Fund	2,305,615	1,903,465	1,451,544
<b>Total Expenditures, Lapse and Fund Balance</b>	<u>\$ 7,772,762</u>	<u>\$ 8,121,654</u>	<u>\$ 7,146,768</u>

## General Government

As the name indicates, General Government is a cost center established to fund expenditures that pertain to the operation of the government as a whole. This includes but is not limited to utilities of the Annex, Courthouse and Investor's Capital Building, property insurance, lease-purchase debt, county memberships and legal services. It is simply a cost center, not a department or a program. Requisitioning ability is under the control of the Board of County Commissioners.

<b>Financial Information:</b>	<b>Actual</b>	<b>Projected</b>	<b>Adopted and Estimated</b>
	<b>FY 18/19</b>	<b>FY 19/20</b>	<b>FY 20/21</b>
<b>Sources:</b>			
General Fund	\$ 8,100,060	\$ 7,655,071	\$ 7,655,071
<b>Expenditures:</b>			
Salaries	600	1,200	1,200
Benefits	4,438	4,692	4,692
Travel	-	-	-
M&O	5,780,012	7,105,023	7,647,751
Capital	1,428	1,428	1,428
<b>Total Expenditures</b>	<b>\$ 5,786,478</b>	<b>\$ 7,112,343</b>	<b>\$ 7,655,071</b>
Lapsed Funds	2,313,582	542,728	-
<b>Total Expenditures, Lapse and Fund Balance</b>	<b>\$ 8,100,060</b>	<b>\$ 7,655,071</b>	<b>\$ 7,655,071</b>

## Oklahoma County Commissioners

**Mission:** *To provide effective and efficient administrative services for Oklahoma County.*

The Board of County Commissioners is the administrative body for the county, exercising duty and authority to issue orders and authorizations, to supervise the financial affairs of the county, to furnish suitable and adequate space, to inspect and approve county programs and facilities, to review and approve all bids and all claims against the county, and other responsibilities authorized by law.

## Oklahoma County Commissioners

### Statistical Information:

	Actual Activity FY 18/19	Current Activity FY 19/20	Projections for FY 20/21
Full-time Employees	3	3	3

### Financial Information:

	Actual FY 18/19	Projected FY 19/20	Adopted and Estimated FY 20/21
<b>Sources:</b>			
General Fund	\$ 441,527	\$ 447,279	\$ 447,529
<b>Expenditures:</b>			
Salaries	316,189	315,788	315,788
Benefits	100,359	105,331	105,581
Travel	21,600	24,000	24,000
M&O	2,203	2,160	2,160
Capital	-	-	-
<b>Total Expenditures</b>	<b>\$ 440,351</b>	<b>\$ 447,279</b>	<b>\$ 447,529</b>
Lapsed Funds	1,176	-	-
<b>Total Expenditures, Lapse and Fund Balance</b>	<b>\$ 441,527</b>	<b>\$ 447,279</b>	<b>\$ 447,529</b>

## County Audit

The Oklahoma State Auditor and Inspector is responsible for auditing county financial records, prescribing a system of bookkeeping, and advising county officers on procedural and technical matters relating to accounting and budget. Various statutes speak to these responsibilities as outlined below:

**O.S. Title 74 § 214 Uniform system of bookkeeping - Alternate accounting systems - Instructions to state and county officers - Detailed examinations - Reports:**

The State Auditor and Inspector (SAI) shall prescribe a uniform system of bookkeeping for the use of all county officials to afford a suitable check upon their mutual acts and ensure a thorough inspection, and to ensure the safety of the state and county funds. He shall have full authority to prescribe a system of bookkeeping for all county officers which shall be in accordance with generally accepted accounting principles, as applied to governmental units, and when necessary instruct or cause to be instructed the state and county officers in the proper mode of keeping the accounts. Provided however, when a conflict with Oklahoma Statutes arises concerning accounting systems for those counties utilizing electronic data processing, the county may request in writing that the SAI approve an alternate accounting procedures. He shall make a thorough examination of the books, accounts and vouchers of such officers, ascertaining in detail the various items of receipts and expenditures.

**O.S. Title 74 § 212.1 Advising county officers of procedural and technical accounting and budget procedures - Duty of county officers**

The SAI, or his designee, shall advise county officers on procedural and technical matters relating to accounting and budget procedures. It shall be the duty of the county officers with notice of such advice to follow the instructions or advice of the SAI until relieved of such duty by a court of competent jurisdiction or until the Supreme Court shall hold otherwise.

**O.S. Title 74 § 212 D. Duties and Powers - County Treasurer -**

The SAI shall examine without notice all books and accounts of each county treasurer of the state twice each year.

**O.S. 74 § 212 I. Duties and Powers - County Officers by Request -**

Upon request of the county commissioners of any county or the Governor, the SAI shall examine the books and accounts of all or any of the officers or custodians of the various funds of the county; and payment for such examination shall be made by the county so examined.

**Funding Sources and Restrictions:**

**O.S. Title 19 § 177.2 Use of ad valorem levy for county audit - lapse and cancellation of unexpended balance**

The net proceeds of the one tenth mill annual ad valorem levy upon the net total assessed valuation in any county for any year authorized and mandatorily required to be appropriated and dedicated to county audit by section or paragraph 331 of Title 62 shall henceforth be restricted to and used only for audit survey and reporting receipt, disbursement and management of county affairs financed by county ad valorem taxation accruing to the general fund of such county, whether such audit be in the performance of duties charged to the SAI and instigated at his own initiative and directive, or on request of the Board of County Commissioners of such county or order of the Governor as provided by section or paragraph 212 of Title 74.

<b>Financial Information:</b>	<b>Actual FY 18/19</b>	<b>Projected FY 19/20</b>	<b>Adopted and Estimated FY 20/21</b>
<b>Sources:</b>			
General Fund	\$ 718,920	\$ 726,992	\$ 726,992
<b>Expenditures:</b>			
Salaries	-	-	-
Benefits	-	-	-
Travel	-	-	-
M&O	541,689	537,196	720,392
Capital	1,590	1,590	6,600
<b>Total Expenditures</b>	<b>\$ 543,279</b>	<b>\$ 538,786</b>	<b>\$ 726,992</b>
Lapsed Funds	175,641	188,206	-
<b>Total Expenditures, Lapse and Fund Balance</b>	<b>\$ 718,920</b>	<b>\$ 726,992</b>	<b>\$ 726,992</b>

\*Includes carry-over of prior year lapsed county audit appropriations.

# District Attorney

## O.S. Title 19 § 213.36 Board of County Commissioners to provide certain facilities and services

It shall be the duty of the Board of County Commissioners of each county in each district attorney's district to provide sufficient office space in the county courthouse, and the costs of utility services for power, lighting, heat, cooling, appropriate janitorial service, and costs of maintenance, upkeep, and repair of such space, for the personnel and programs of the office of the district attorney; a sufficient law library and subscriptions to legal publications necessary for the performance of the duties of the district attorney, the same to remain an asset and property of the county; Sufficient funds for the costs and necessary expenses of investigation, prosecution or defense of any action, whether contemplated or actual, wherein the county officers, county appointees, or employees, while acting in their official capacity may be party plaintiffs, defendants or interveners.

Counties with a population of 300,000 or more shall furnish sufficient equipment and personnel for equipment operation for such computer services and microfilming as the district attorney deems necessary.

### Funding Sources and Restrictions:

District Attorney State	This general fund cost center is fully reimbursed by the State.
District Attorney County	This cost center is used to keep separate the general fund appropriations allotted to fulfill the County's responsibility to provide for office supplies and equipment.

### Financial Information:

	Actual FY 18/19	Projected FY 19/20	Adopted and Estimated FY 20/21
<b>Sources:</b>			
District Attorney State	\$ 150,000	\$ 150,000	\$ 150,000
District Attorney County	72,398	72,398	72,398
<b>Total Sources:</b>	<u>\$ 222,398</u>	<u>\$ 222,398</u>	<u>\$ 222,398</u>
<b>Expenditures:</b>			
Salaries	-	-	-
Benefits	-	-	-
Travel	203	306	1,000
M&O	171,739	176,643	179,913
Capital	35,180	40,183	41,485
<b>Total Expenditures</b>	<u>\$ 207,122</u>	<u>\$ 217,132</u>	<u>\$ 222,398</u>
Lapsed Funds	15,276	5,266	-
<b>Total Expenditures, Lapse and Fund Balance</b>	<u>\$ 222,398</u>	<u>\$ 222,398</u>	<u>\$ 222,398</u>



# Public Defender

## O.S. Title 19 § 138.1a Office created - Office space and equipment - Tort Liability

In each county with a population of over 300,000, there is hereby created the office of public defender, and such office shall be charged upon the order of any judge of a court of record of such county, with the protection of the rights of any defendant to a criminal action. The Board of County Commissioners of such county shall provide for necessary office supplies and equipment and arrange for sufficient office space in the county building, used by the courts of record of such county, to permit the efficient and effective operation of the office of public defender. For purposes of liability under the Government Tort Claims Act, any public defender or his employee shall be deemed a state employee.

### Funding Sources and Restrictions:

General fund appropriations are allotted to fulfill the County's responsibility to provide for office supplies and equipment. Other expenditures necessary to operate the office of the Public Defender are paid by the Court Fund. See Court Clerk Section for more information on the Court Fund.

### Financial Information:

	Actual FY 18/19	Projected FY 19/20	Adopted and Estimated FY 20/21
<b>Sources:</b>			
General Fund	\$ 59,720	\$ 59,720	\$ 59,720
<b>Total Sources:</b>			
<b>Expenditures:</b>			
Salaries	-	-	-
Benefits	-	-	-
Travel	4,500	5,000	5,000
M&O	43,158	43,720	43,720
Capital	5,706	11,000	11,000
<b>Total Expenditures</b>	\$ 53,364	\$ 59,720	\$ 59,720
Lapsed Funds	6,356	-	-
<b>Total Expenditures, Lapse and Fund Balance</b>	\$ 59,720	\$ 59,720	\$ 59,720

## Oklahoma County Free Fair

The Oklahoma County Free Fair Association is responsible for the organization and operation of the Oklahoma County Free Fair held in August, the Livestock Show held in September and the Spring Livestock Show which is held each year in either February or March. The Oklahoma County Free Fair Association consist of board of directors which are composed of nine (9) members, who shall be written ballot elected for a term of three (3) years. Three members shall be elected annually, one from each county commissioner's district of the county, at a public meeting or convention of the qualified electors of each commissioner's district in the county. There are no county employees dedicated to the Free Fair program.

The Oklahoma County Free Fair and the Oklahoma County Spring Livestock show are financed by general fund appropriations. No admission charge is made and no entry fee is required for participants.

Funds are used to pay premium awards, judges, superintendents, ribbons, plaques, and supplies required to operate the Free Fair and Livestock Shows.

**Funding Sources and Restrictions:** This program is fully funded by general fund appropriations.

<b>Financial Information:</b>	<b>Actual</b>	<b>Projected</b>	<b>Adopted and Estimated</b>
	<b>FY 17/18</b>	<b>FY 18/19</b>	<b>FY 19/20</b>
<b>General Fund Appropriations</b>	\$ 62,245	\$ 62,245	\$ 62,245
<b>Expenditures:</b>			
Salaries	5,510	7,950	7,950
Benefits	422	608	608
Travel	-	-	-
M&O	56,122	53,572	53,687
Capital	-	-	-
<b>Total Expenditures</b>	<b>\$ 62,054</b>	<b>\$ 62,130</b>	<b>\$ 62,245</b>
Lapsed Funds	191	115	-
<b>Total Expenditures, Lapse and Fund Balance</b>	<b>\$ 62,245</b>	<b>\$ 62,245</b>	<b>\$ 62,245</b>

# Oklahoma County Purchasing Department

**Mission:** *Our mission is to enhance Oklahoma County procurement, promote fair and open competition and maintain the trust of the public by providing quality service, expertise, and leadership for both our internal and external customers.*

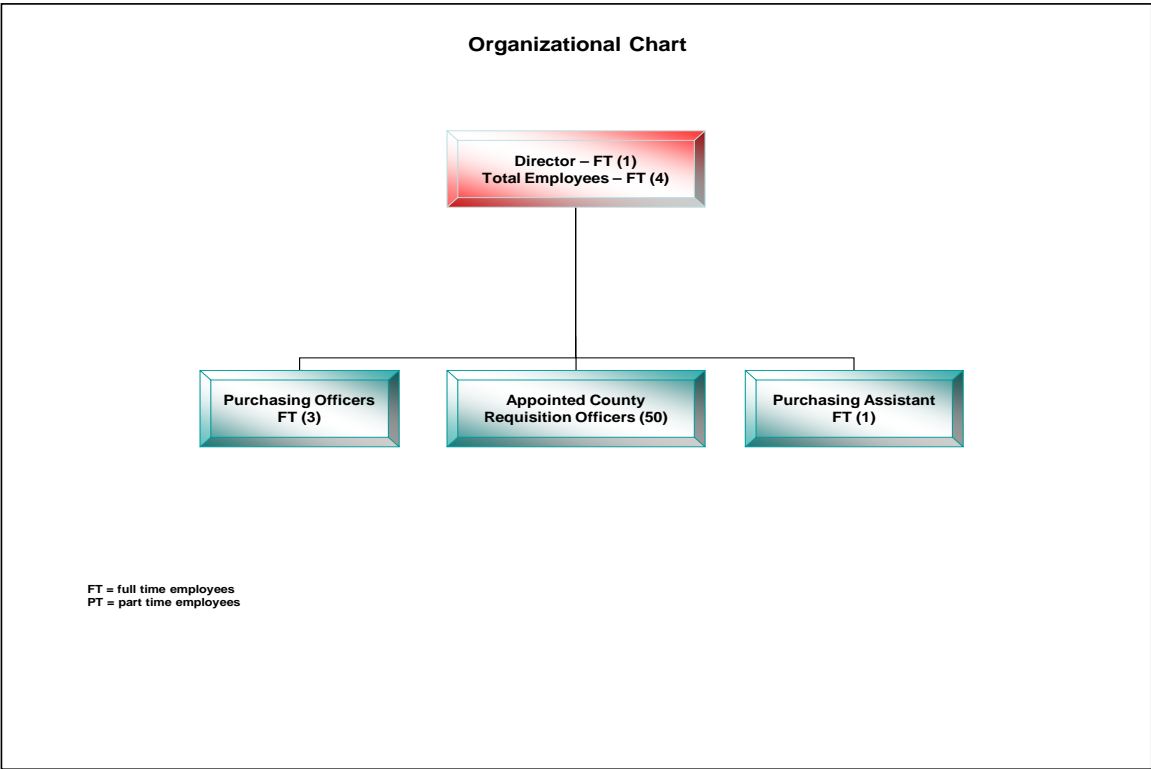
All county purchasing is centralized in the Purchasing Department and has statutory authority under Title 19 § 1500 - County Purchasing Act to develop, implement and promote policies and procedures that allow the procurement of materials, equipment and services through contracts that are flexible, value based and are in the best interests of the state and its political subdivisions. The Purchasing Department provides services to all countywide departments by researching vendors, finding the most efficient products, placing orders and making all purchases that are paid for with county funds. The department strives to ensure that all purchases made by the county are the best buy for the taxpayer's dollar. A well-organized purchasing system ensures that good business practices are followed when goods and services are purchased, leased or lease/purchased, or obtained by any other method that is in the best interest of the county.

Beginning January 1, 1983, each county purchasing agent may acquire electronic data processing equipment by purchase, lease or transfer, and may provide for the operation, maintenance, repair and utilization of such electronic data processing equipment as shall be necessary to conduct the county's business, or may enter into a contract for computer services with a capable data processing company, to provide systems designs and analysis for all county officials upon approval of the board of County Commissioners.

The county purchasing agent shall determine the most effective manner of handling the county's data processing needs, either by outright purchase or lease of equipment or entering into a contract for computer services, and shall offer data processing advisory service to all county elected officials.

County purchasing practices are regulated by the County Purchasing Act as defined in the Oklahoma Statutes, Title 19, Chapter 33, "County Purchasing Procedures." The legislature has revised these statutes each year since the original laws were written to keep them current and beneficial.

2020-21 Objectives: 1) Continue to support the Munis ERP system as it relates to County Purchasing. 2) Hold periodic training and retraining for Requisitioners and Receivers in the Munis ERP system. 3) Rebuild our vendor data base in the Oklahoma BidNetDirect system. 4) Explore better opportunities to grow our network of vendors. 5) Implement Federal Procurement and Emergency procedures.



# Oklahoma County Purchasing Department

**Funding Sources and Restrictions:** This department is fully funded with general fund appropriations.

**Statistical Information:**

	<b>Actual Activity FY 18/19</b>	<b>Current Activity FY 19/20</b>	<b>Projections for FY 20/21</b>
Full-time employees	4	5	5
Purchase orders issued	6,380	7,172	7,000
Countywide bids issued	41	38	40
Individual bids issued	6	7	10
Vendors registered	2,656	3,500	N/A
Construction projects bid	10	15	10
Fuel quotes	20	20	30
Other quotes	48	35	50

**Financial Information:**

	<b>Actual FY 18/19</b>	<b>Projected FY 19/20</b>	<b>Adopted and Estimated FY 20/21</b>
<b>Sources:</b>			
General Fund	\$ 345,055	\$ 435,937	\$ 435,937
<b>Total Sources:</b>			
<b>Expenditures:</b>			
Salaries	192,610	254,558	254,558
Benefits	104,890	147,170	159,769
Travel	36	1,450	1,450
M&O	10,322	14,660	14,660
Capital	1,501	5,500	5,500
<b>Total Expenditures</b>	\$ 309,360	\$ 423,338	\$ 435,937
Lapsed Funds	35,695	12,599	-
<b>Total Expenditures, Lapse and Fund Balance</b>	\$ 345,055	\$ 435,937	\$ 435,937

# Oklahoma County Election Board

**Mission:** *To maintain voter registration records and supervise federal, state, and county municipal and school election district elections in Oklahoma County.*

The Election Board is a statutory agency with an administrative officer appointed by the State Election Board. The main administrative duties include:

**Administration and Finance:** Supervise and oversee all office functions and duties related to conducting elections and voter registrations.

**Voter Registration:** Receive, process and maintain voter registration and voter activity records.

**Absentee Voting:** Conduct mail-in, in -person and nursing home absentee voting activities.

**Ballots:** Proof, process, distribute, secure and maintain regular and absentee ballots for statutory retention cycles.

**Election Set-up:** Program elections and produce ballot style combinations and precinct allocation information for each jurisdiction; tally and verify election returns.

**Mapping and Street Guide:** Produce jurisdictional maps and add street guide segments to precincts.

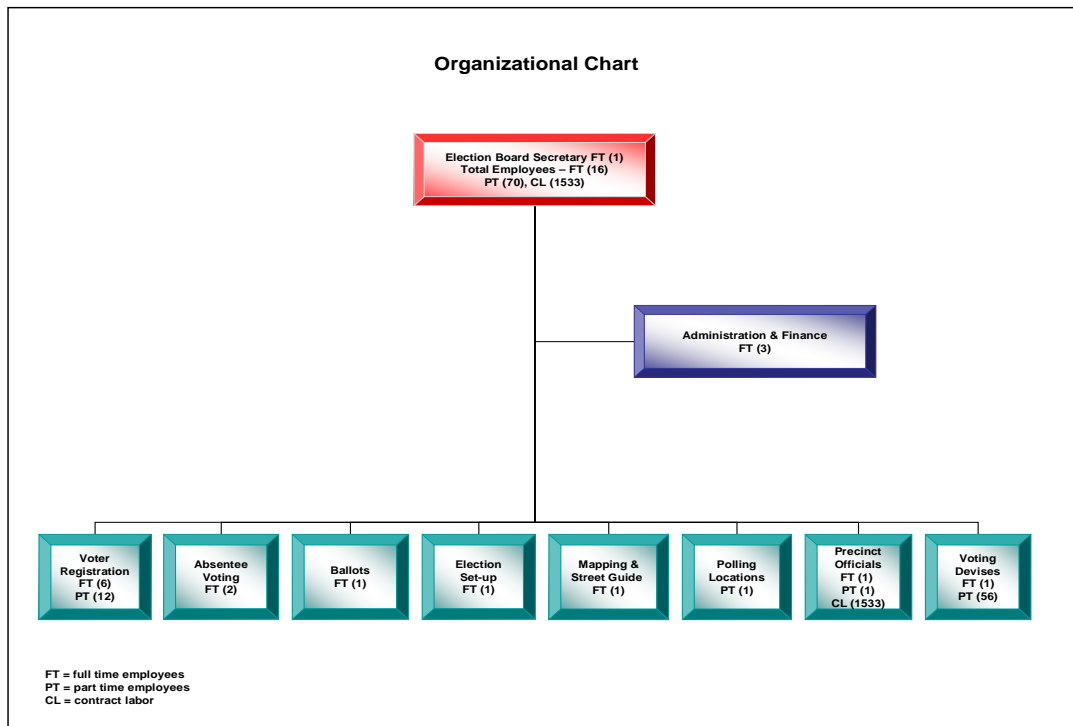
**Polling Locations:** Locate, survey and designate sites for elections and maintain precinct accessibility records.

**Precinct Officials:** Recruit, train and assign precinct officials and prepare precinct supplies for each election.

**Voting Devices:** Maintain, test and deliver voting devices and other election hardware and monitor election day usage.

**Accomplishments:** In 2019-20, the Election Board successfully met statutory obligations related to voter registration and election administration.

**Objectives for 2020-21:** Continue to meet statutory obligations related to voter registration and election administration and increase public data access availability.



# Oklahoma County Election Board

## Funding Sources and Restrictions:

### General Fund:

The funding source for salaries and operations is the County General Fund. The County does receive reimbursement of the Election Board Secretary's salary and benefits from the State Election Board (O.S. Title 26 § 2-118). Additionally, the election board is reimbursed for overtime and other expenses in connection with elections for a school, municipality or other entity. These reimbursements are deposited to the general fund and supplemental appropriations are made to the election board.

### State Election Board:

The Election Board receives support from the State Election Board in the way of equipment, maintenance, supplies and technical support. This support is estimated to be around \$500,000 a year in value, although it is not in the form of funding.

## Statistical Information:

	Actual Activity FY 18/19	Current Activity FY 19/20	Projections for FY 20/21
Full-time employees	16	16	16
Part-time employees	70	70	70
Ballots distributed and retained	145,372	1,410,730	851,318
Registered voters	397,971	414,159	420,000
Voter registrations processed	83,982	69,915	80,000
Voter registration cards mailed	85,531	155,297	200,000
Voter history credit given	359,270	182,130	410,000
Street guide adjustments	2,700	1,800	2,500
Absentee ballot applications processed	51,571	21,180	101,500
Voting devices tested	1,847	2,311	1,710

## Financial Information:

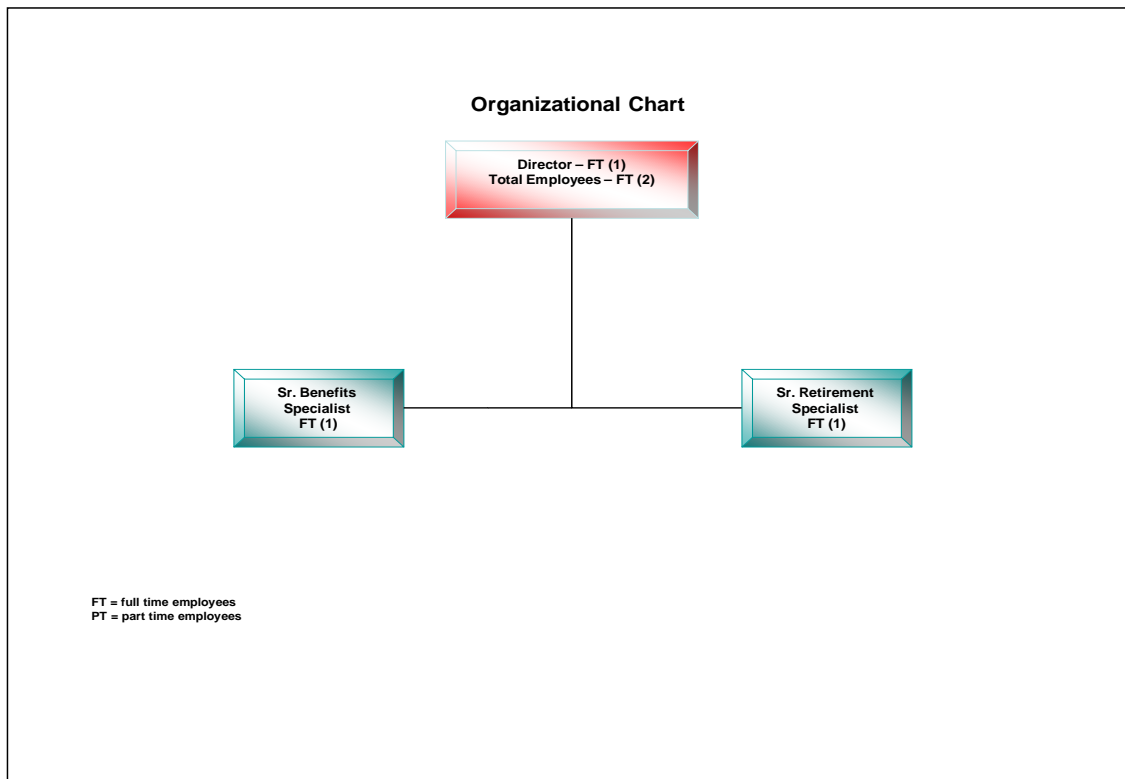
	Actual FY 18/19	Projected FY 19/20	Adopted and Estimated FY 20/21
<b>Sources:</b>			
General Fund	\$ 1,575,862	\$ 1,617,353	\$ 1,690,169
<b>Expenditures:</b>			
Salaries	983,181	992,387	1,005,093
Benefits	330,624	367,995	373,195
Travel	7,532	31,381	38,106
M&O	226,078	160,301	260,200
Capital	5,377	12,447	13,575
<b>Total Expenditures</b>	<b>\$ 1,552,792</b>	<b>\$ 1,564,511</b>	<b>\$ 1,690,169</b>
Lapsed Funds	23,070	52,842	-
<b>Total Expenditures, Lapse and Fund Balance</b>	<b>\$ 1,575,862</b>	<b>\$ 1,617,353</b>	<b>\$ 1,690,169</b>

# Oklahoma County Benefits and Retirement Department

**Mission:** *Our mission is to provide excellent service to active employees, retirees and their families as it relates to their benefits and retirement. We strive to be pro-active in the administration of all benefit plans, producing high quality low cost options that help remove barriers from care. As a national trend setter in self-insured public health plans, we have created multiple programs to counteract adverse population health. In the always increasing realm of health care costs, we constantly strive to produce savings for members and the County without cutting benefit offerings or sacrificing quality. The ultimate goal is to make quality care affordable and easily attainable - improving members health and the long term reduction of health care cost increases over time.*

Benefits and Retirement is a department of the Board of County Commissioners. The office provides the following services:

This office was established by the Board of County Commissioners (BOCC) to provide the administration of all active employee and retiree benefit programs. We handle the day to day administration of the Oklahoma County health benefit plan, prescription plan, dental plan, vision plan, wellness initiatives, annual health risk assessment testing, COBRA administration, retiree benefits, retirement process, maintain all benefit deductions, retiree billing and premium collections, retirement plan administration, new employee benefit orientations, annual enrollment meetings, reporting to various boards, health plan reporting, actuarial reporting, voluntary benefit offerings, benefit contracting, negotiations and renewals. On a daily basis, our staff communicates with employees, retirees, their families, benefit vendors and other medical partners in the community.



## Oklahoma County Benefits and Retirement Department

**Funding Sources and Restrictions:** This department is fully funded by general fund appropriations.

**Statistical Information:**

	Actual Activity for FY 18/19	Current Activity for FY 19/20	Projections for FY 20/21
Full-time employees	3	3	3
Employees & Retirees on Benefit Plan	1,582	1,599	1,620
Benefit Options/Vendors Managed	24	25	25

**Financial Information:**

	Actual FY 18/19	Projected FY 19/20	Adopted and Estimated FY 20/21
<b>Sources:</b>			
General Fund	\$ 348,778	\$ 355,328	\$ 355,328
<b>Expenditures:</b>			
Salaries	217,369	223,478	223,611
Benefits	106,000	109,858	111,560
Travel	876	3,000	6,000
M&O	8,283	11,900	11,900
Capital	3,032	2,257	2,257
<b>Total Expenditures</b>	\$ 335,561	\$ 350,493	\$ 355,328
Lapsed Funds	13,217	4,835	-
<b>Total Expenditures, Lapse and Fund Balance</b>	\$ 348,778	\$ 355,328	\$ 355,328

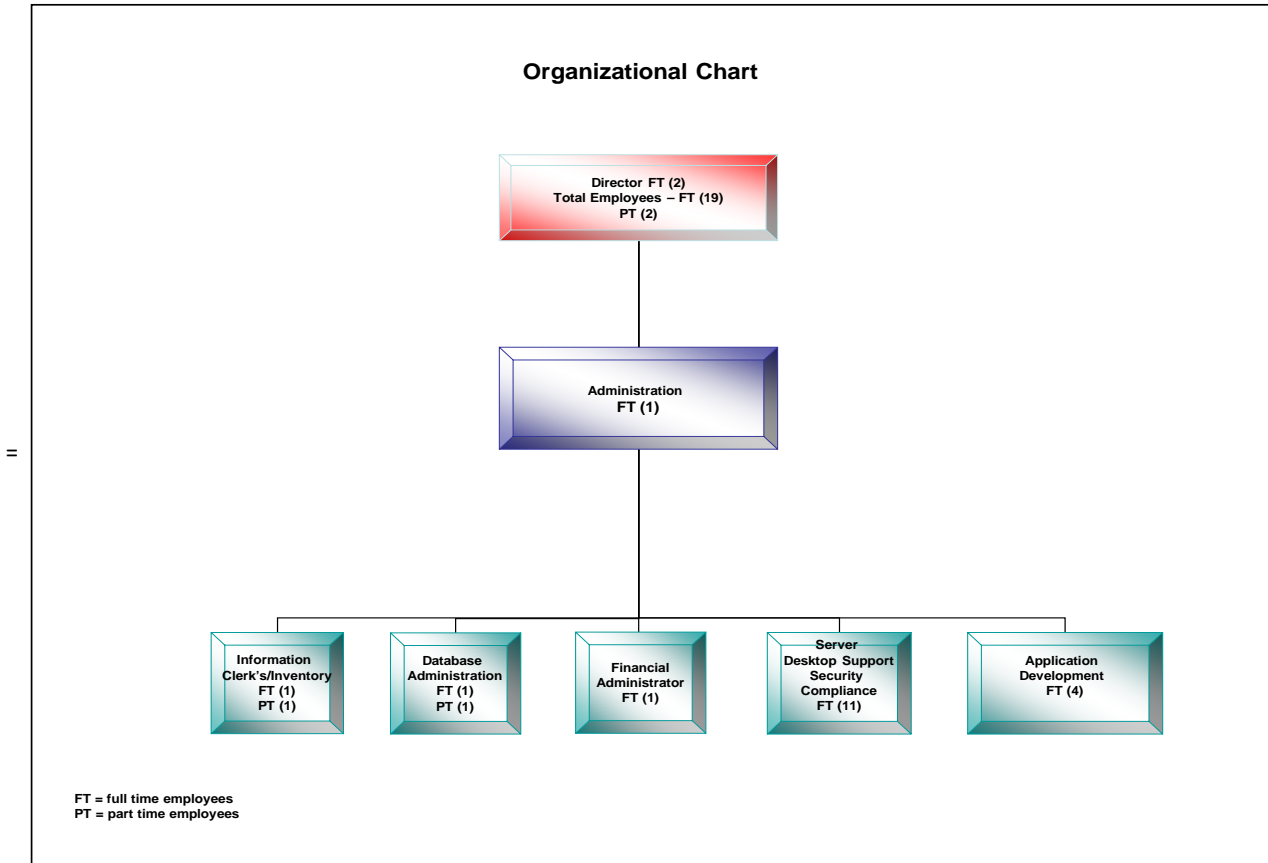


# Oklahoma County Information Technologies (IT)

**Mission:** *To provide critical information systems and services of the highest quality at an affordable cost and to assure availability of accurate, reliable, and timely information necessary for the support and operation of the county.*

The IT Department can be divided into two main functional areas, application development and operations. We currently employ ten staff members in operations who are responsible for maintaining the county infrastructure, end user support, server and desktop maintenance, backup and disaster recovery processes, data security, and 3rd party application support. Applications and development are responsible for the creation and coding of 50 custom applications, 90 databases, and the county website both internal and external. The county infrastructure spans

We also currently maintain and support over 10 physical servers, 110 virtual servers, 1,800 desktop computers, 75 virtual desktop computers, 25 laptop computers, 1,900 email accounts, 2,300 user accounts, 1,345 network shares, and around 370TB (370,000 GB) of data spread across several storage devices. In addition we support 14 PRI's (336 digital phone lines), 58 analog lines, 700 voice mailboxes, and 1,200 phone sets. On the application development side, we currently employ two application administrators, one web developer, part time DBA, and a compliance officer. Our DBA supports 161 databases spanning Oracle and SQL backends, our two application administrators support/maintain/provide training and reporting for 53 custom applications, our web developer and our EJS administrator supports the EJS application that is used by Sheriff's Office, DA, Public Defenders, Community Sentencing and Court Services. She also supports 186 custom reports and data interfaces from EJS to the OSBI Livescan, OSBI Automated Data Reporting System, Victim Information and Notification Everyday (VINE), Oklahoma City Police Department, DA Council, and Administrative Office of the Courts.



## Oklahoma County Information Technologies (IT)

**Funding Sources and Restrictions:** This department is fully funded by general fund appropriations.

<b>Statistical Information:</b>	<b>Actual Activity FY 18/19</b>	<b>Current Activity FY 19/20</b>	<b>Projections for FY 20/21</b>
Full-time employees	19	21	21
Part-time employees	2	2	2

<b>Financial Information:</b>	<b>Actual FY 18/19</b>	<b>Projected FY 19/20</b>	<b>Adopted and Estimated FY 20/21</b>
<b>Sources:</b>			
General Fund	\$ 3,728,063	\$ 4,226,993	\$ 4,226,993
MIS Special Revenue Fund	25,446	21,314	24,878
<b>Total Sources:</b>	<u>\$ 3,753,509</u>	<u>\$ 4,248,307</u>	<u>\$ 4,251,871</u>
<b>Expenditures:</b>			
Salaries	1,206,110	1,292,718	1,295,011
Benefits	530,247	581,076	584,033
Travel	4,967	7,628	11,500
M&O	1,636,105	1,993,771	1,997,038
Capital	161,513	333,404	339,411
<b>Total Expenditures</b>	<u>\$ 3,538,942</u>	<u>\$ 4,208,597</u>	<u>\$ 4,226,993</u>
Lapsed Funds	197,213	18,396	-
SR Fund Balance:			
MIS Special Revenue Funds	17,354	21,314	24,878
<b>Total Expenditures, Lapse and Fund Balance</b>	<u>\$ 3,753,509</u>	<u>\$ 4,248,307</u>	<u>\$ 4,251,871</u>

# Oklahoma County Facilities Management

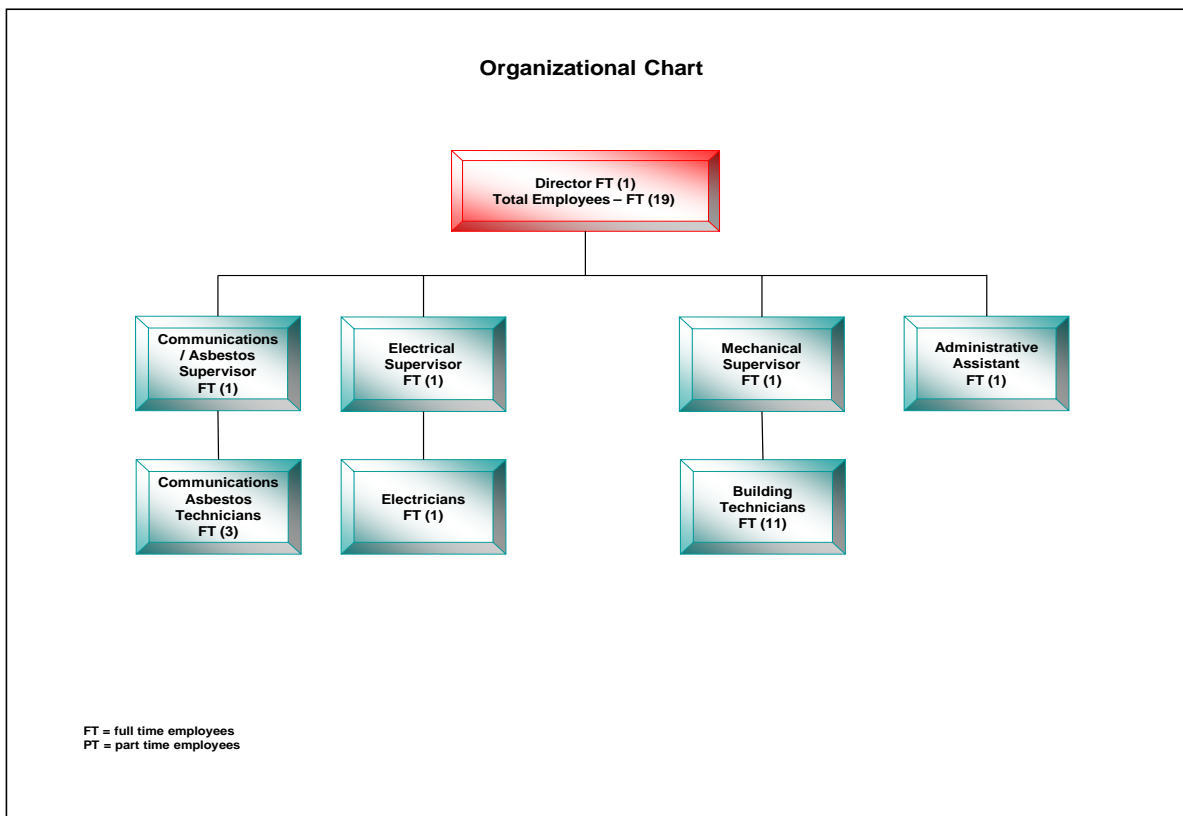
**Mission:** *To provide the employees of Oklahoma County, the elected officials, the public and the Board of County Commissioners a safe, clean and functional operating environment within all County and PBA owned buildings so that they may conduct the businesses of a governmental entity for the people of Oklahoma County. The department will strive to increase the efficiencies of facilities operations, capital improvement projects and the income/expense functions for the County and the Public Building Authority.*

The Facilities Management Department is a department of the Board of County Commissioners.

**Facilities Management Operations:** This area is critical to the success of the department because this is where all the County and PBA buildings are made functionally operable for County employees to be able to work without any disruptions to their respective functions. The heating and air conditioning, indoor air quality, public safety, plumbing, lighting, etc. all must be properly maintained so that the employees of Oklahoma County can operate the government of the County.

**Facilities Management Administration:** Administration will function within all departments of Property Management. They will act as a liaison between facilities management and the various offices of Oklahoma County as well as handling some of the accounting functions of the PBA and act as a support for the Director with capital improvement projects.

**Capital Improvements:** This area is involved heavily with other departments within the County such as Civil Engineering, Purchasing, Security (Sheriff), etc. Capital Improvements are critical to the County as a whole because these projects are what allow the County to continue to operate. New roofs, air-conditioning systems, mechanical systems, parking garages, etc. are just a few examples.



# Oklahoma County Facilities Management

## Funding Sources and Restrictions:

Prior to July 1, 2005, this department was fully funded by general fund appropriations. In an effort to better account for expenses of the Public Buildings Authority (PBA) properties, the PBA Board of Trustees amended the management agreement with the County effective July 1, 2005, which required the revenues and expenses of the properties to be accounted for in an Enterprise Fund. Prior to this, the expenses were paid out of multiple general fund cost centers.

## Statistical Information:

	Actual Activity FY 18/19	Current Activity FY 19/20	Projections for FY 20/21
Full-time Employees	16	16	22
Full-time Employees - PBA	4	7	7
Part-time Employees		1	1

## Financial Information:

	Actual FY 18/19	Projected FY 19/20	Adopted and Estimated FY 20/21
<b>Sources:</b>			
General Fund-Maintenance-280	\$ 1,578,754	\$ 1,690,845	\$ 1,690,845
General Fund Custodial-285	266,709	270,209	270,209
<b>Total Sources:</b>	<u>\$ 1,845,463</u>	<u>\$ 1,961,054</u>	<u>\$ 1,961,054</u>
<b>Expenditures:</b>			
Salaries	779,372	890,416	890,416
Benefits	347,450	437,401	437,401
Travel	-	3,000	3,000
M&O	532,187	566,469	566,469
Capital	102,084	63,768	63,768
<b>Total Expenditures</b>	<u>\$ 1,761,093</u>	<u>\$ 1,961,054</u>	<u>\$ 1,961,054</u>
Lapsed Funds	84,371	-	-
<b>Total Expenditures, Lapse and Fund Balances</b>	<u>\$ 1,845,463</u>	<u>\$ 1,961,054</u>	<u>\$ 1,961,054</u>

# Oklahoma County Planning Department

**Mission:** *To provide a strategy that will allow Oklahoma County to grow and prosper while preserving and enhancing existing infrastructure and promote positive future development within the unincorporated areas of Oklahoma County.*

Our mission is to become the best planning organization in the State through dedication, organization, technology, and communication. The Planning Department is responsible for planning, subdivision, zoning, and floodplain services in Oklahoma County.

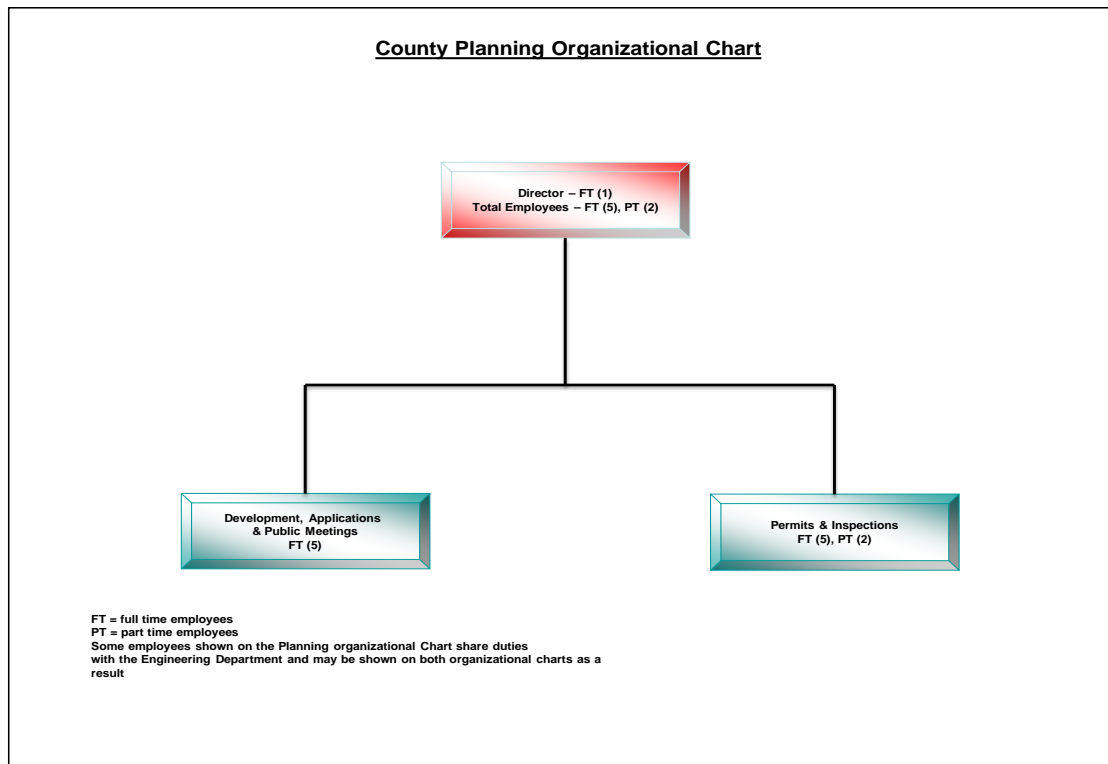
The department provides professional planning support to the County Commissioners, Planning Commission and the general public for the development and implementation of O.S. Title 19 § 868.1, County policies and other land use plans. It also manages and administers the county's subdivision regulations, floodplain regulations, and a variety of zoning district regulations; reviews and reports to decision making bodies on subdivision proposals and zoning applications, including special use permits, PUD's and amendments to the zoning and subdivision regulations and, provides information to the public about regulations, procedures and land use patterns.

**Planning Operations:** Standardize Subdivision Development to ensure that all subdivision designs and roadways meet County Standards. Ensure that all public meetings preparations, reviews, documents, publications and staff reports are completed accurately and in a timely manner for the Planning Commission, Board of Adjustment, and Floodplain Management meetings as well as the board of County Commissioners meeting.

Assure that all applications for Building Permits for residential and commercial structures within the unincorporated areas of Oklahoma County are thoroughly reviewed for content and compliance with applicable regulations and codes in a timely manner. Ensure that all phases of construction meet applicable adopted codes through an aggressive inspection program that is enforced by licensed and trained inspectors.

**Accomplishments:** Improved Web Page to allow citizen access to Zoning Maps and Subdivision Regulations.

**Objectives:** Continue implementing "Master Plan" recommendations.



# Oklahoma County Planning Department

## Funding Sources and Restrictions:

### Planning Commission Fee Fund:

Fees collected for permits and hearings before the Planning Commission, Floodplain Management Board and Board of Adjustment O.S. Title 19 § 868.4. The funds shall be expended by the planning commission for salaries of the staff, for mailing cost to potentially affected members of the public concerning notice of petitions for amendment to zoning regulations, for books, records, supplies, fixtures and other necessary expenses incurred in the operation of the Planning Commission.

## Statistical Information:

	<b>Actual Activity FY 18/19</b>	<b>Current Activity FY 19/20</b>	<b>Projections for FY 20/21</b>
Full-time employees	5	5	5
Part-time employees	2	2	2
Building Permits	352	236	339
Lot Splits	16	16	16
Code Inspections	2,408	1,783	2,487
Trade Registrations	423	406	411
Board of Adjustments	9	8	7
Development Stages	24	13	17

## Financial Information:

	<b>Actual FY 18/19</b>	<b>Projected FY 19/20</b>	<b>Adopted and Estimated FY 20/21</b>
<b>Sources:</b>			
General Fund	\$ -	\$ 187,140	\$ 187,140
Planning Comm Fee Fund	615,460	468,523	284,908
<b>Total Sources:</b>	<b>\$ 615,460</b>	<b>\$ 655,663</b>	<b>\$ 472,048</b>
<b>Expenditures:</b>			
Salary	300,692	311,245	146,504
Benefits	121,608	133,758	40,735
Travel	24,287	30,321	49,300
M&O	27,277	26,078	39,260
Capital	6,821	1,221	1,000
<b>Total Expenditures</b>	<b>\$ 480,686</b>	<b>\$ 502,622</b>	<b>\$ 276,799</b>
Lapsed Funds	-	3,621	-
Restricted Fund Balance:			
Planning Comm Fee Fund	134,775	149,419	195,249
<b>Total Expenditures, Lapse and Fund Balance</b>	<b>\$ 615,460</b>	<b>\$ 655,663</b>	<b>\$ 472,048</b>

# Oklahoma County Court Services Unit

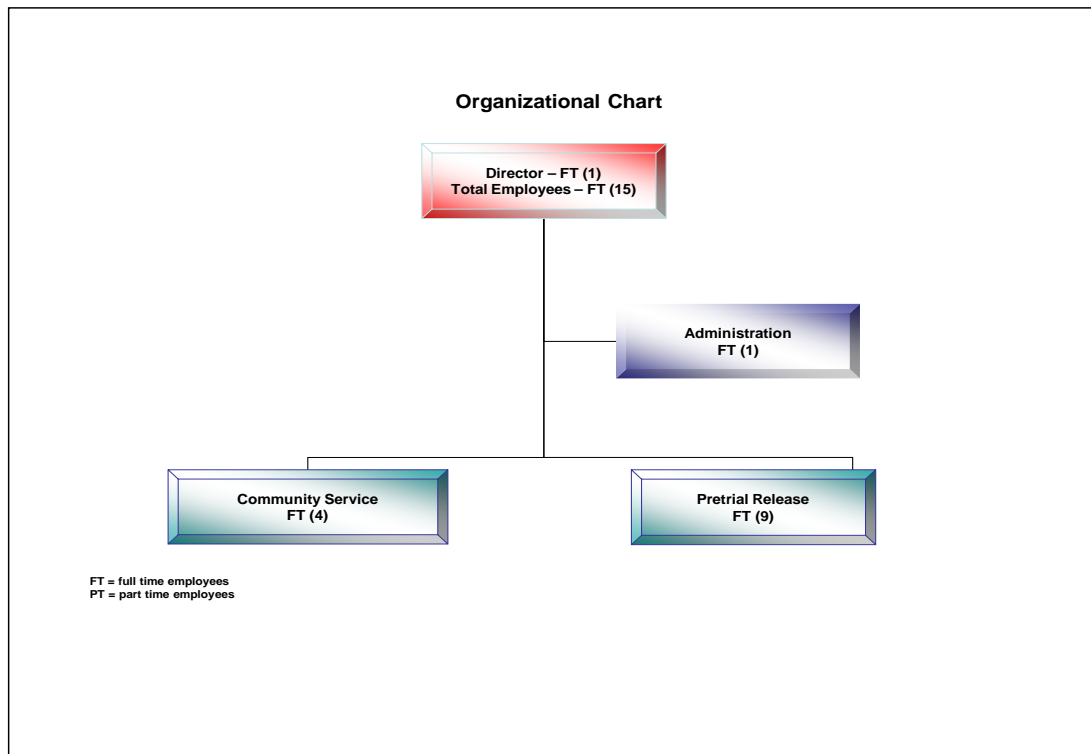
**Mission:** *Unit personnel are responsible for gathering information about an accused person to assist in making a determination to pre-trial release the individual from custody.*

Oklahoma County Court Services comprises the Pretrial Release unit, and Community Services unit. O.S. Title 22 § 1105.1 established the Pre-trial Release Act, while O.S. Title 22 Chapter 16 § 991a-4.1 established the Community Service Sentencing Program. Unit personnel are responsible for gathering and reviewing neutral and validated information about an accused person to assist the courts in making an effective determination on an individuals pretrial release.

Pretrial Release was organized to alleviate jail overcrowding. Furthermore, the Pretrial Release Program is an alternative program with the mission of protecting the public's safety and interest, while providing alternative resources for the Courts, the District Attorney's Office, the City, the County and the public at large. To meet our goals, our program has to assure the key components of safety and security. We offer an alternative to incarceration for those defendants unable to post a bond or secure their own release from custody due to a lack for resources. As a condition of release, the defendant will agree to be supervised and accept treatment recommendations. An important by-product of the program is the cost savings to the taxpayers of Oklahoma County. The program enables a client to be released and to prepare for trial as one who has means. In 2018, Court Services case managers completed 13,848 investigations on defendants in jail. The number of defendants released was 2,016. Based on a minimal stay of 60 days in the County Jail at a cost of \$47.99 a day, the savings to the jail was \$5,804,870.40 in 2018.

The purpose of the Community Service program is to place at the appropriate non-profit Agencies persons who have been sentenced by the Courts to complete a set amount of Community Service hours in lieu of jail time. Agencies supervise and verify the hours worked by each client. Community Service personnel then report to the Court's, District Attorney and Probation Officer when the client completes or fails to complete his/her Community Service. In 2018, Community Service opened 2,243 new client cases.

One additional positive factor to consider is the number of Community Service hours worked by those who are released. From January to December 2018 there were in excess of 52,452 hours worked by these clients at various non-profit and government agencies. Based on the minimum wage of \$7.25 those hours saved the taxpayers an additional amount of \$380,277.



## Oklahoma County Court Services Unit

### Funding Sources and Restrictions:

#### Community Service Fee Fund:

Fees paid by persons sentenced to perform community service by the court O.S. Title 22 Chapter 16 § 991 a-4.1 The funds are used for maintenance and operation of the Community Services program.

### Statistical Information:

	Actual Activity FY 18/19	Current Activity FY 19/20	Projections for FY 20/21
Full-time employees	14	15	15
OR Bond - Clients Investigated	10,683	7,458	12,000
OR Bond - Clients Released	1,016	597	1,200
Conditional Bond - Clients Investigated	1,782	1,312	1,800
Conditional Bond - Clients Released	831	569	850
Community Service - New Files Opened	1,829	1,038	1,800

### Financial Information:

	Actual FY 18/19	Projected FY 19/20	Adopted and Estimated FY 20/21
<b>Sources:</b>			
General Fund	\$ 845,197	\$ 974,098	\$ 974,098
1260 Court Services	228,399	225,605	179,438
<b>Total Sources:</b>	<u>\$ 1,073,596</u>	<u>\$ 1,199,703</u>	<u>\$ 1,153,536</u>
<b>Expenditures:</b>			
Salaries	537,901	593,498	593,158
Benefits	304,353	333,728	379,500
Travel	-	112	-
M&O	70,744	107,175	167,740
Capital	5,716	7,732	10,972
<b>Total Expenditures</b>	<u>\$ 918,715</u>	<u>\$ 1,042,244</u>	<u>\$ 1,151,370</u>
Lapsed Funds	1,503	45,432	-
Restricted Fund Balance:			
1260 Court Services	153,379	112,027	2,167
<b>Total Expenditures, Lapse and Fund Balance</b>	<u>\$ 1,073,596</u>	<u>\$ 1,199,703</u>	<u>\$ 1,153,536</u>



## Oklahoma County Community Sentencing

**Mission:** *To enhance public safety by supervising offenders sentenced to court-ordered probation, while providing access to treatment and services, and using evidence based practices, to increase pro-social behavior and reduce criminogenic needs.*

The Office of Community Sentencing continues through our private provider TEEM (The Educational and Employment Ministry), to oversee a combined caseload of over 650 offenders on a daily basis. As an alternative to incarceration, Oklahoma County judges utilize this sentencing mechanism as a method to provide supervision for compliance of individualized probation plans. Case managers supervise offenders and coordinate all individualized treatment plans, as well as provide access to other beneficial programs and services. For non-compliance, including ongoing illegal use of substances, failure to report, failure to attend classes and lack of payment for required fees, offenders pose a greater risk to the public's safety, and may be sanctioned by the court in a number of ways, including jail time or sentencing to the Oklahoma Department of Corrections.

Offender profiles continue to evolve. National current thinking emphasizes special management strategies for supervising violent offenders, those suffering from chronic mental illness (CMI), female offenders, and other groups. To that end, Community Sentencing has expanded its approach in providing programs with the development of a Cognitive Education program and revising Substance Abuse Treatment. The Female Opportunity Group (FOG) appears to be an on-going success. A similar group for men is being considered. In 2013, an Employment Specialist was hired to assist eligible offenders with pre-employment and referral services. All these objectives require robust staff training.

Oklahoma County Community Sentencing Planning Council has vigorously supported the program's new goals, and its ongoing partnership with the Oklahoma Department of Corrections symbolizes one team, with one mission.

## Oklahoma County Community Sentencing

### Funding Sources and Restrictions:

Community Sentencing Fund:

Funded by legislative appropriations through the Department of Corrections O.S. Title 22 § 988.16.

### Statistical Information:

	Actual Activity FY 18/19	Current Activity FY 19/20	Projections for FY 20/21
Full-time employees	-	-	-
Part-time employees	-	-	-

### Financial Information:

	Actual FY 18/19	Projected FY 19/20	Adopted and Estimated FY 20/21
<b>Sources:</b>			
Community Sentencing Fund	\$ 283,720	\$ 264,448	\$ 264,448
<b>Expenditures:</b>			
Salaries	-	-	-
Benefits	-	-	-
Travel	-	-	-
M&O	19,783	-	264,448
Capital	-	-	-
<b>Total Expenditures</b>	\$ 19,783	\$ -	\$ 264,448
Lapsed Funds	-	-	-
Fund Balance:			
Special Revenue 1270	264,448	264,448	-
<b>Total Expenditures, Lapse and Fund Balances</b>	\$ 284,230	\$ 264,448	\$ 264,448

## Oklahoma County Excise and Equalization Board

The County Excise Board and County Equalization Board are comprised of three members, appointed in the following manner:

One member appointed by the Oklahoma Tax Commission, one member appointed by the Board of County Commissioners, and one member appointed by the District Judge(s). The tenure of the members must be coterminous with that of the first and third County Commissioners' districts. Not more than one member can live in one County Commissioner's district.

**Equalization Board:** The County Board of Equalization's primary duty is equalization. Each year this board goes into session to equalize that year's assessment roll to ensure the following items: that all non-agricultural real property is appraised at its fair cash value according to its use; that all agricultural real property is valued at its use value, and; that all personal property is listed at its fair cash value. Use value is the appraisal of property in its actual use. The role of the County Board of Equalization is to maintain equity in the county's property tax structure.

**Excise Board:** The County Excise Board shall examine the county budgets and has the responsibility to require adequate and accurate reporting of revenues and expenditures for all budget and supplemental purposes as well as require adequate provisions for the performance of mandatory, constitutional and statutory governmental functions within the available revenues. If the budget is within the income and revenues lawfully available, the excise board shall approve the budget and compute the levy required. (See O.S. Title 19 § 1414 for more information)

### Funding Sources and Restrictions:

These boards are fully funded by general fund appropriations.

### Statistical Information:

	<b>Actual Activity FY 18/19</b>	<b>Current Activity FY 19/20</b>	<b>Projections for FY 20/21</b>
Board Members	3	3	3
Petitions filed	142	122	200
Petition Values Adjusted	33	25	40
Equalization Board Meeting Days	50	25	35
Excise Board Meeting Days	14	13	13
Resolutions Received/Approved	10	9	10
Temporary Cash Transfers Approved	2	3	4
Temporary Appropriations Set	30	29	30
Municipality Budgets Set/Received	58	62	60
Municipality Other Documents Acted On	17	18	18

	<b>Actual FY 18/19</b>	<b>Projected FY 19/20</b>	<b>Adopted and Estimated FY 20/21</b>
--	----------------------------	-------------------------------	---

### Financial Information:

#### Sources:

General Fund	\$ 44,707	\$ 42,576	\$ 42,576
--------------	-----------	-----------	-----------

#### Expenditures:

Salaries	13,575	16,800	29,025
Benefits	1,039	1,285	2,221
Travel	2,945	3,485	6,550
M&O	658	1,500	2,780
Capital	-	-	2,000
<b>Total Expenditures</b>	<b>\$ 18,217</b>	<b>\$ 23,070</b>	<b>\$ 42,576</b>
Lapsed Funds	26,490	19,506	-
<b>Total Expenditures, Lapse and Fund Balance</b>	<b>\$ 44,707</b>	<b>\$ 42,576</b>	<b>\$ 42,576</b>

# Oklahoma County Juvenile Bureau

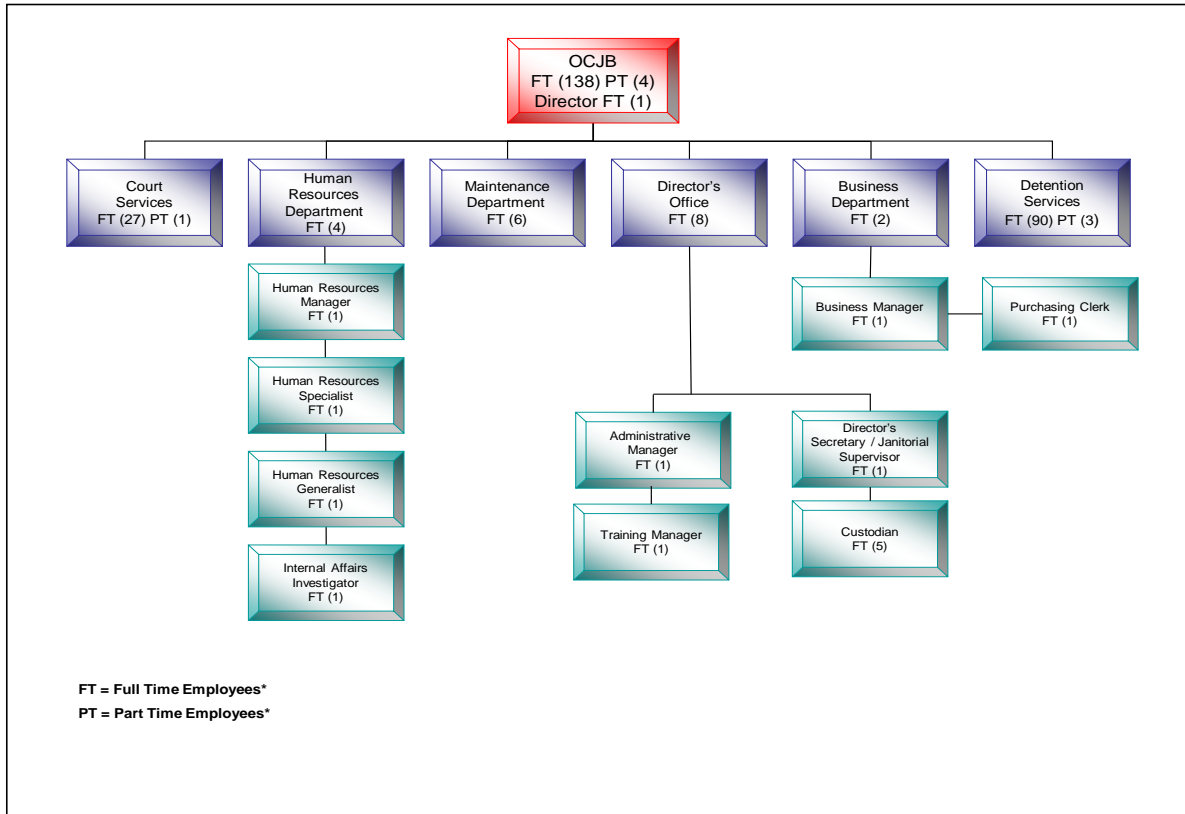
**Mission:** *The Oklahoma County Juvenile Bureau exists to enhance public safety by reducing juvenile delinquency.*

The Oklahoma County Juvenile Bureau (OCJB) directly facilitates the efforts of the court by providing support and follow-through services required by law. OCJB is responsible for receiving, evaluating, and determining appropriate action pertaining to persons under the age of eighteen (18) year found within Oklahoma County and alleged to be delinquent or in need of supervision. Additionally, OCJB carries out orders of the Juvenile Division of the District Court and serves all processes regarding juvenile matters. The primary services are:

**Intake Services** - receives all complaints regarding juveniles from law enforcement agencies, determines jurisdictional questions and necessary appropriate action in reference to possible detention, in addition to the filing and preparation of juvenile charges.

**Detention Services** - 80 bed facility with the capability of housing all types of juvenile offenders. The average stay is sixteen (16) days, but some juveniles stay longer.

**Probation Services** - provides probationary counseling and supervision as directed by the Juvenile Division of the District Court for juveniles adjudicated as delinquent and in need of supervision. OCJB also operates a Volunteer Services Program and Student Intern Program for graduate and undergraduate students from around the state and from out of state.



# Oklahoma County Juvenile Bureau

## Funding Sources and Restrictions:

Juvenile Probation Fee Fund O.S. 10A. § 2-2-503

If the child is placed on probation, the court may impose a probation fee of no more than \$25 per month, if the court finds that the child or parent or legal guardian of the child has ability to pay the fee. Fees collected shall be used to purchase needed services for Bureau clients such as sanctions, sex offenders' services, counseling, and psychological counseling.

Juvenile Work Restitution Fund O.S. 10A. § 2-2-503

The court can order the child to pay the fine which would have been imposed had such a child been convicted of such crime as an adult. Any such fine collected shall be used to allow children otherwise unable to pay restitution to work in community service projects in the private or public sector to earn money to compensate their victims.

Juvenile Grant Fund

Established to account for collections and expenditures of grants received from federal and state agencies.

## Statistical Information:

	Actual Activity for FY 18/19	Current Activity FY 19/20	Projections for FY 20/21
Full-time Employees	136	138	139
Part-time Employees	4	4	4
Deferred Filing Caseload	170	214	264
Juveniles Referred to Intake	515	784	1000
Dispositions by Probation	652	508	368
Re-referrals to Probation	16	19	16
Probation Closed Successfully	168	127	117
Admissions to Detention	601	536	466
Average Daily Population	59	45	35

## Financial Information:

	Actual FY 18/19	Projected FY 19/20	Requested/ Projected FY 20/21
<b>Sources:</b>			
General Fund Detention	\$ 7,417,092	\$ 5,300,019	\$ 5,300,019
General Fund Bureau	-	2,301,653	2,301,653
Juvenile Probation Fee	141,356	125,198	94,187
Juvenile Work Restitution	88,874	88,974	88,564
Juvenile Grant Fund	473,367	503,218	488,996
<b>Total Sources:</b>	<b>\$ 8,120,689</b>	<b>\$ 8,319,063</b>	<b>\$ 8,273,418</b>

	Actual FY 18/19	Projected FY 19/20	Adopted and Estimated FY 20/21
<b>Expenditures:</b>			
Salaries	4,458,894	4,580,961	4,735,404
Benefits	2,172,197	2,326,265	2,203,427
Travel	17,910	13,989	26,000
M&O	684,091	875,484	933,446
Capital	50,673	102,095	100,095
<b>Total Expenditures</b>	<b>\$ 7,383,764</b>	<b>\$ 7,898,794</b>	<b>\$ 7,998,372</b>
Lapsed Funds	347,547	43,733	-
<b>Fund Balance:</b>			
Juvenile Probation Fee	113,296	83,475	1,487
Juvenile Work Restitution	88,874	88,474	87,564
Juvenile Grant Fund	187,208	204,586	185,996
<b>Total Expenditures, Lapse and Fund Balances</b>	<b>\$ 8,120,689</b>	<b>\$ 8,319,063</b>	<b>\$ 8,273,418</b>

# Oklahoma County Emergency Management

**Mission:** *To set a standard of excellence in providing progressive and professional planning, and cooperative and efficient service to the citizens of Oklahoma County, before, during and after a major emergency or disaster.*

Emergency Management is a department of the Board of County Commissioners. Oklahoma State Statutes pertaining to the implementation and operation of the county Office of Emergency Management include O.S. Title 63 § 683.2, 3, 11, 12, 17.

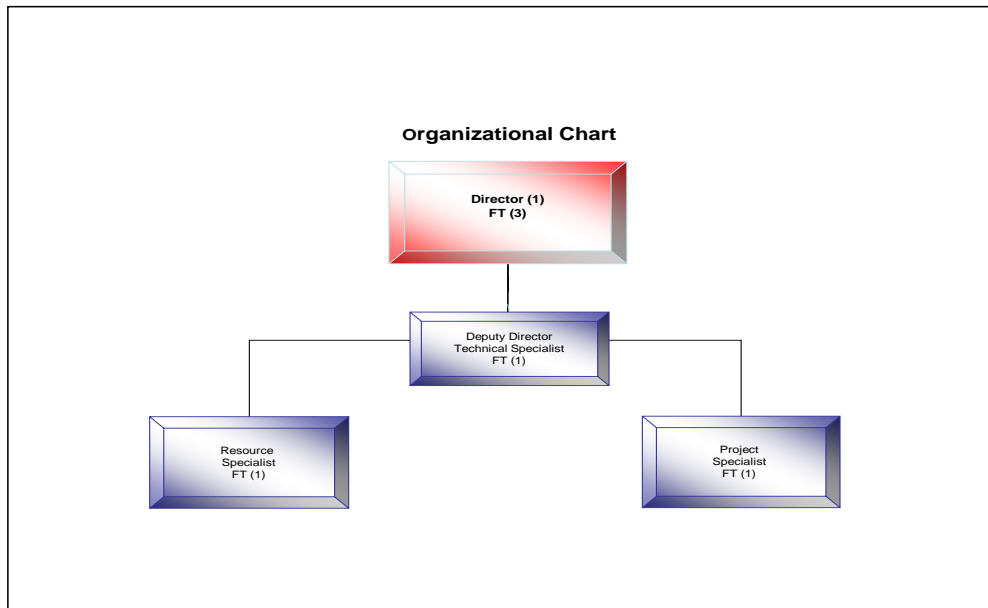
Emergency Management operations focus on four main aspects, those being mitigation, preparedness, response and recovery. While somewhat broad in scope, these areas actually require multiple specific tasks and operations. Striving to prevent or lessen the impact of a potentially disastrous event is the focus of mitigation, such as with the Crutch Creek, Triple XXX, and Wilshire Bridge Projects. Preparedness efforts include detailed planning, education and exercise activities. Information is provided through the distribution of printed materials and multiple public education presentations and training sessions for a variety of groups and organizations. All individuals and groups are encouraged to plan and are assisted in the development of emergency plans to be utilized whether at home, work, or elsewhere. Oklahoma County Emergency Management also develops and maintains the comprehensive Oklahoma County Emergency Operation Plan, Hazard Mitigation Plan, and multiple other critical operations-related guides, and works to insure they are periodically reviewed and updated.

Response activities dictate 24-hour "readiness" and may require the use of specialized equipment and/or skills. Mobile communications units, weather monitoring capabilities and other resources are available at all times in support of any jurisdiction within the county and region. We additionally provide severe weather monitoring and warning capabilities both through the staffing of the Emergency Operation Center and by utilizing the Citizen Volunteer Team, trained to provide several essential services. Many county-owned fire department emergency response units, provided and partially maintained through the budgeting process by the County Commissioners, are also maintained within the county and coordinated by the Office of Emergency Management.

Recovery activities include working closely with FEMA, the Federal Small Business Administration and the Oklahoma Department of Emergency Management to secure reimbursement and other forms of assistance before, during and following a "declared" disaster. Additional recovery assistance is provided by helping citizens register for available benefits and through the coordination of post-disaster cleanup and restoration activities.

Accomplishments: Continued operations at the Regional Multi-Agency Coordination Center (4600 Martin Luther King) and at the Backup Emergency Operations Center (County Annex Bldg.), assisted with updating and coordination of multiple local and regional planning documents, support of multiple OK County Fire/Rescue Departments and associated emergency response activities. Continued enhancement and support of emergency communications capabilities for multiple departments and the region. Delivered and participated in multiple public education opportunities, work groups, local and regional committees, planning projects and exercises. Provided support and assistance at multiple emergency incidents and continue to coordinate the monthly Eastern Oklahoma County Fire Chiefs Meetings.

Objectives: Continued application of Hazard Mitigation planning and implementation strategies, continue to pursue opportunities to develop and implement Automatic Aid emergency procedures in eastern OK County. Continued enhancement of OK County Fire Task Force and Strike Team activities. Continued participation in multiple committees, workgroups, etc., both locally and throughout the state.



# Oklahoma County Emergency Management

## Funding Sources and Restrictions:

- Emergency Management Fund            O.S. Title 63 § 683.1  
 Revenues received from the Federal Emergency Management Agency for travel, operations, and capital items relating to the Emergency Management program.
- Local Emergency Planning Committee HMEP Grant    O.S. Title 27A § 4-2-103  
 Grant funds received from the U.S. Department of Transportation through the Oklahoma Department of Civil Emergency Management. Restricted for the LEPC for Hazardous Materials Emergency Planning activities.
- Emergency Management Fund            O.S. Title 63 § 683.2, 3, 11, 12, 17  
 FEMA funds distributed through the Oklahoma Dept of Emergency Management to provide support to local Emergency Management programs under the FEMA Emergency Preparedness Grant Program

## Statistical Section\*:

	<b>Actual Activity FY 18/19</b>	<b>Current Activity FY 19/20</b>	<b>Projections for FY 20/21</b>
Full-time employees	3	4	4
Part-time employees	1	0	0
Public education presentations	10	23	15
Staff training hours	394	244	275
Planning hours	300	350	250
Regional coordination hours	140	312	320

\*Planning & Coordination hours are approximations based on multiple meetings, sessions, etc.

## Financial Information:

	<b>Actual FY 18/19</b>	<b>Projected FY 19/20</b>	<b>Adopted and Estimated FY 20/21</b>
<b>Sources:</b>			
General Fund	\$ 537,711	\$ 563,140	\$ 563,140
LEPC	9,618	9,618	9,618
Emergency Management Fund	577,162	601,113	677,097
<b>Total Sources:</b>	<u>\$ 1,124,491</u>	<u>\$ 1,173,871</u>	<u>\$ 1,249,856</u>
<b>Expenditures:</b>			
Salaries	200,574	242,406	242,406
Benefits	77,596	112,625	112,624
Travel	2,241	260	2,443
M&O	58,713	107,059	329,478
Capital	137,635	122,699	442,037
<b>Total Expenditures</b>	<u>\$ 476,758</u>	<u>\$ 585,048</u>	<u>\$ 1,128,988</u>
Lapsed Funds	146,841	962	-
Restricted Fund Balance:			
LEPC	9,618	9,618	-
Emergency Management Fund	491,274	578,242	120,868
<b>Total Expenditures, Lapse and Fund Balance</b>	<u>\$ 1,124,491</u>	<u>\$ 1,173,871</u>	<u>\$ 1,249,856</u>

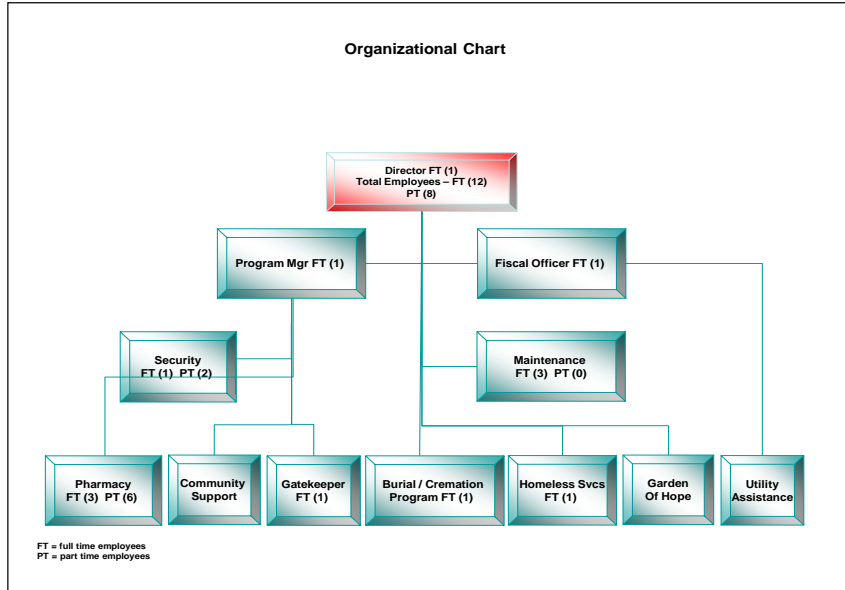
## Social Services

**Mission:** Working toward a healthy, stable, and senior-friendly county.

Oklahoma County Social Services provides assistance to indigent, homeless, and older persons in Oklahoma County. We provide burial/cremation services under specific circumstances and have two pharmacies that provide prescription medications at no charge. The pharmacy also provides prescription medications to employees and retirees as a part of Oklahoma County's fringe benefits package. The department is involved in broad initiatives for seniors, homeless, and overall social service delivery methodology, and works with other agencies in the county to address identified needs for targeted populations.

Accomplishments - In 19-20, we continued partnership building in the social and senior services field and expanded our reach with homeless services, continued working on collective strategies for serving increased numbers of people in need, increased our pharmacy availability, and further strengthened the overall network of services through collaboration. We made adjustments to many processes to continue service delivery through the pandemic and will continue to assess and build on systematic strengths.

Objectives - In FY 20-21, we will continue building on the accomplishments of FY 19-20, and will change the delivery mechanism and scope of services previously provided under the Community Support program. We will capitalize on the efficiencies learned through the 2020 pandemic, and assess program processes for maximum impact and efficiency.



## Social Services

### Funding Sources and Restrictions:

Social Services will receive a grant from the Health Alliance for the Uninsured to provide pharmacy services to the free clinics in the downtown area.

### Statistical Information:

	Actual Activity FY 18/19	Current Activity FY 19/20	Projections for FY 20/21
Full-time Employees	12	13	17
Part-time Employees	17	8	9
Prescriptions Filled	11,666	9,278	12,000
Burial/Cremation Services	134	123	135
Utility Assistance	1,154	861	0
Community Support - Meals Served	218,000	135,053	tbd
Community Support - Rides Provided	80,100	16,445	tbd
Community Support - Emergency Shelter	67	68	tbd
Community Support - Total Care Visits	5,600	0	tbd
Community Support- Court Advocacy - Abused Children	1,200	464	tbd
Community Support- Clothing Assistance - Foster Children	688	541	tbd
Community Support-Neglected Kids Kept in School	150	333	tbd
Community Support-Meals for Homeless Children	464	322	tbd
Community Support-Domestic Shelter	549	427	tbd

### Sources:

General Fund

	FY 18/19	FY 19/20	FY 20/21
General Fund	\$ 2,095,177	\$ 2,291,649	\$ 2,291,649

### Expenditures:

	FY 18/19	FY 19/20	FY 20/21
Salaries	696,822	803,999	807,386
Benefits	246,707	336,170	339,009
Travel	1,758	3,000	3,000
M&O	1,086,792	1,129,688	1,132,254
Capital	7,603	10,000	10,000
<b>Total Expenditures</b>	<b>\$ 2,039,682</b>	<b>\$ 2,282,858</b>	<b>\$ 2,291,649</b>
Lapsed Funds	55,495	8,791	-
<b>Total Expenditures, Lapse and Fund Balances</b>	<b>\$ 2,095,177</b>	<b>\$ 2,291,649</b>	<b>\$ 2,291,649</b>

# Oklahoma County Engineering Department

**Mission:** *To provide a strategy that will allow Oklahoma County to grow and prosper while preserving and enhancing existing infrastructure and promote positive future development within the unincorporated areas of Oklahoma County.*

The function of the Engineering Department is to provide support and guidance to the Board of County Commissioners concerning infrastructure needs and roads and bridge construction/repair and to investigate and to answer any questions as they arise. The Engineering Department monitors county building construction projects and provides information to departments and to the State Auditor, upon request, on behalf of the Board of County Commissioners.

**Commissioners Support:** Development, negotiation, and maintenance of all architectural and engineering contracts for the county to provide assurance of quality services. Monitoring performance of all architectural and engineering contracts to assure compliance with specifications, public safety and to preserve the county's investment. Prepares, updates, and maintains master road and bridge long-range plans that may be required by other agencies to maximize the county's benefit of state and federal funds. Upon request, consults with Districts concerning roads and bridges to ensure that all roads and bridges are in good working order and meet state and county engineering standards.

**Engineering Internal Departmental Support:** Responsible for overall and general operations and conditions of all county operated property to lower operating costs and ensure a safe and pleasant work environment for employees and for the general public. Maintains and collects information relative to repair and construction of county property and assures a history and aids in future planning for expenditures.

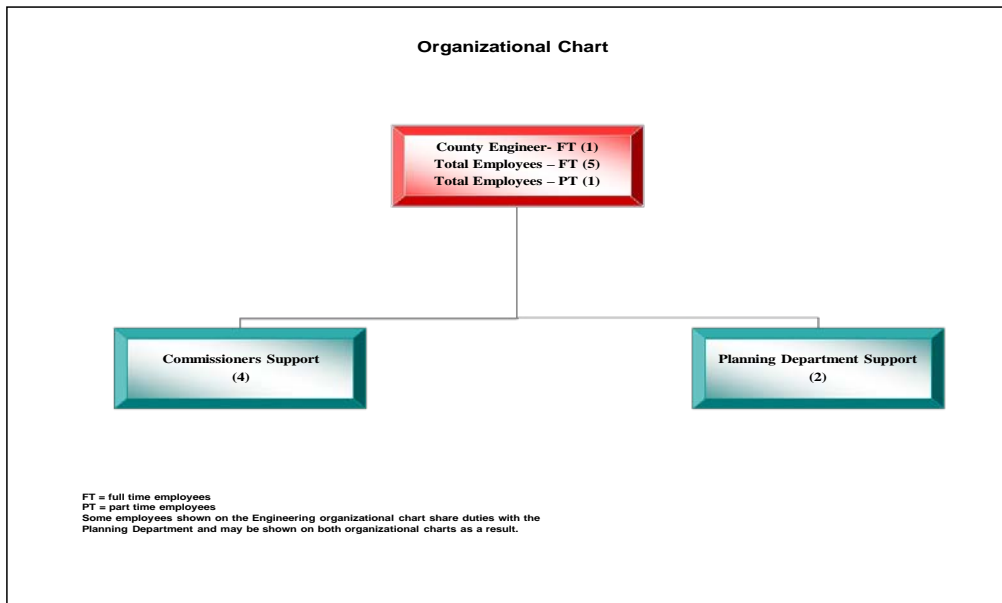
**Planning Department Support:** Responsible by Statute to provide professional engineering expertise and enforcement of regulations and codes for assurance of uniform growth of the county and in concert with the County Master Plan.

**Interface with Other Agencies:** Primary contact for consulting engineers, construction project engineers and professional and technical groups for assurance of uniform application of engineering principles. Co-ordinate with city, county, state, and federal agencies to assure the county is well informed of matters in which each entity is responsible.

**Common Activity within all "Activities":** Remain available to Commissioners, other Elected Officials, district road superintendents, Planning Department and the general public to address a myriad of subjects to assure satisfactory response to the citizenry.

**Accomplishments 2019-2020:** Crutcho Park Acquisition Program FEMA Phase 6 complete; FEMA Phase 7 underway; Multi-Jurisdictional Hazard Mitigation Plan Update continues; Dry Weather Screening of Waterways and Water Quality Testing of Chisolm Creek, Assist and advise County Capital Projects (Annex Space Utilization & TIF Funding, County Courthouse, Krowse Building, Jail Repairs, Juvenile Justice Repairs, Extension Building, etc.) ; Twenty-Seven active county road and bridge projects in design or construction (Waterloo Road Corridor Project; Luther Road Corridor Project, Covell Road Corridor Project); Various Bridge Replacement Projects located on Harrah Rd., Luther Rd., Waterloo Rd., and Hiwassee; etc.). Working with OTA to construct frontage roads along the new Northeast Oklahoma County Loop Turnpike. Working with FEMA for Hazard Mitigation Funds to reconstruct and stabilize Triple X Road and Wilshire Blvd.

**Objectives 2020-2021:** Involve major engineering initiatives which include but are not limited to - planning, organizing, implementing, directing and managing the efforts of the Engineering/Planning team that provides a complex variety of services which include roads and bridges, enforcement of planning procedures, and ensuring environmental compliance on county projects. Ongoing activities resulting from goal pursuit require enhancing customer service, open and clear communication with all participating departments, and organization of all current and upcoming projects.





## Oklahoma County Engineering Department

**Funding Sources and Restrictions:** This department is fully funded by general fund appropriations.

<b>Statistical Information:</b>	<b>Actual</b>	<b>Current</b>	<b>Projections</b>
	<b>Activity</b>	<b>Activity</b>	<b>for</b>
	<b>FY 18/19</b>	<b>FY 19/20</b>	<b>FY 20/21</b>
Full-time employees	4	5	5
Part-time employees	1	1	1
			<b>Adopted and</b>
			<b>Estimated</b>
<b>Financial Information:</b>	<b>Actual</b>	<b>Projected</b>	<b>Estimated</b>
	<b>FY 18/19</b>	<b>FY 19/20</b>	<b>FY 20/21</b>
<b>Sources:</b>			
General Fund	\$ 571,958	\$ 607,364	\$ 607,364
<b>Expenditures:</b>			
Salaries	344,996	375,064	375,064
Benefits	153,675	147,032	185,540
Travel	5,197	8,000	8,000
M&O	26,965	32,260	32,260
Capital	12,464	6,500	6,500
<b>Total Expenditures</b>	<b>\$ 543,298</b>	<b>\$ 568,856</b>	<b>\$ 607,364</b>
Lapsed Funds	28,660	38,508	-
<b>Total Expenditures, Lapse and Fund Balance</b>	<b>\$ 571,958</b>	<b>\$ 607,364</b>	<b>\$ 607,364</b>

*This page intentionally left blank*

*Appendix*



*This page intentionally left blank*

**FUND LISTING**  
**Fiscal Year 2020-2021**

GOVERNMENTAL FUNDS

General

General Fund ..... 1001

Special Revenue

Highway Cash Fund ..... 1110  
 County Bridge and Road Improvement ..... 1111  
 Resale Property Budgeted Fund ..... 1130  
 Treasurer's Mortgage Tax Fee Fund ..... 1140  
 County Clerk's Lien Fee Fund ..... 1150  
 County Clerk UCC Central Filing Fund ..... 1151  
 County Clerk Records Preservation Fund ..... 1152  
 Sheriff Service Fee Fund ..... 1160  
 Sheriff Special Revenue Fund- ..... 1161  
 Sheriff Grant Fund ..... 1162  
 Assessor Revolving Fee Fund ..... 1201  
 Juvenile Probation Fee Fund ..... 1231  
 Juvenile Work Restitution Fund ..... 1232  
 Juvenile Grant Fund ..... 1233  
 Planning Commission Fee Fund ..... 1240  
 Local Emergency Planning Committee Fund ..... 1250  
 Emergency Management Fund ..... 1251  
 Court Services Fund ..... 1260  
 Community Sentencing Fund ..... 1270  
 Drug Court Fund. .... 1280  
 Drug Court Contribution Fund. .... 1281  
 Mental Health Court Fund ..... 1282  
 SHINE Program Fund ..... 1290  
 MIS Special Revenue Fund ..... 1300  
 Special Projects Fund CARES Act ..... 1400

Capital Projects

Capital Improvement - Regular ..... 2010  
 Capital Improvements - Districts ..... 2020  
 Capital Improvements - Tinker Clearing ..... 2030  
 Capital Improvements – Tinker Clearing 2002 ..... 2031  
 Capital Improvements – County Bonds 2008 ..... 2032  
 Jail Facility ..... 2040  
 Sale of Property ..... 2050  
 Sale of Land – OSU Building ..... 2060

Debt Service

County Sinking ..... 3010

INTERNAL SERVICE FUNDS

Employee Benefits ..... 4010  
 Worker's Compensation ..... 4020  
 Self Insurance Fund ..... 4030

GENERAL FUND

General Government.....	110
Commissioners .....	120
Assessor .....	130
Assessor Visual Inspection .....	140
Treasurer .....	150
Court Clerk .....	160
County Clerk.....	170
Excise & Equalization .....	180
County Audit.....	190
District Attorney – State .....	200
District Attorney – County.....	210
Public Defender .....	230
Purchasing.....	240
Election Board .....	250
Centralized HR/Health & Safety .....	260
Employee Benefits Dept. ....	265
IT.....	270
Facilities Management .....	280
Facilities Management – Custodial.....	285
Planning Commission .....	300
Court Services.....	301
Coronavirus Relief (CARES Act) .....	350
Sheriff Detention .....	517
Sheriff Law Enforcement.....	518
Juvenile Justice Detention .....	525
Juvenile Justice Bureau.....	526
Emergency Management.....	550
Social Services.....	610
Free Fair .....	710
Commissioners District 1 .....	910
Commissioners District 2 .....	920
Commissioners District 3 .....	930
Engineer .....	940
Economic Development .....	950

Summary Budget Expenditure Accounts

Salaries and Wages .....	51000
Fringe Benefits .....	52000
Travel .....	53000
Maintenance and Operation .....	54000
Capital Outlay .....	55000

## Vehicles by Department

	Year	Total	Autos	Vans & Buses	Motorcycles Scooters	Trucks (Not Pickups)	Heavy Equipment
<b>District #1</b>	2019	69	14	1	0	22	30
	2020	66	12	1	0	22	31
<b>District #2</b>	2019	80	25	3	0	17	37
	2020	78	20	3	0	19	36
<b>District #3</b>	2019	73	18	2	0	19	38
	2020	75	17	2	0	20	36
<b>Election Board</b>	2019	3	0	2	0	1	0
	2020	3	0	2	0	1	0
<b>Emergency Mgmt</b>	2019	36	4	0	0	36	0
	2020	42	4	0	0	38	0
<b>Facilities</b>	2019	16	8	1	0	1	2
	2020	12	8	1	0	1	2
<b>Juvenile</b>	2019	14	12	2	0	0	0
	2020	14	12	2	0	0	0
<b>MIS</b>	2019	2	1	1	0	0	0
	2020	2	1	1	0	0	0
<b>Sheriff</b>	2019	326	252	23	15	14	7
	2020	270	209	25	15	14	7
<b>Social Services</b>	2019	3	1	1	0	0	1
	2020	3	1	1	0	0	1
<b>Treasurer</b>	2019	19	8	0	0	4	7
	2020	19	8	0	0	4	7
<b>Total</b>	<b>2019</b>	<b>641</b>	<b>343</b>	<b>36</b>	<b>15</b>	<b>114</b>	<b>122</b>
<b>Total</b>	<b>2020</b>	<b>584</b>	<b>292</b>	<b>38</b>	<b>15</b>	<b>119</b>	<b>120</b>