



OCDC

CEO Presentation

OKLAHOMA COUNTY CRIMINAL JUSTICE AUTHORITY

June 27, 2025





OPERATIONAL UPDATE

- Budget
- Booking Scanner
- New Academy
- Technology Update
- Infrastructure Updates
- Resident Statistics



Budget FY 25-26

**Shortall projected beginning August of \$440,000 a month*

Projected Revenue \$38.8 million

- \$33.7 million – Oklahoma County General Fund
- \$5.1 million – Special Revenue (DOC, municipalities, commissary, phone)

Projected Expenses \$44.7 million

- Payroll & Benefits for 392 FTE - \$30.2 million
- Travel Expenses for Training - \$44,000
- Maintenance & Operations - \$13.4 million
- Capital - \$1 million

Projected Shortfall \$5.8 million – *After July 31, 2025

OSHD Inspection Progress

Summary of Improvements – June 2025

Improvements were made and more are underway.

December 2024	72 pages
May 2025	36 pages





OCDC Detention Officer Academy

Graduation June 27, 2025

8 weeks of training
Training Includes crisis intervention,
defensive tactics, custody and control





Recruiting Strategies

Law Enforcement Partnerships & Pipeline

- NEW – Indian Meridian VOTECH
- Oklahoma City Police Department
- Oklahoma County Sheriff's Office
- Francis Tuttle
- Langston Univ.





Investigator Cross Commissions

7 Investigators and staff cross commissioned by the Oklahoma County District Attorney's Office

- Statewide jurisdiction



Criminal Investigation Division May Stats

Charges files: 44

Cases closed: 23 **14 for contraband*

Cases opened: 20

Warrants:11



CONTRABAND/OVERDOSE INCIDENT STATISTICS

Decrease in overdoses from January
to May.

NARCAN administered

Jan. - 52	Feb. - 9	March – 21
April – 7	May - 10	

Investigations has seen a drastic decrease
in contraband since January





Technology

Chief Greg Couch

Infrastructure & Technology

Integrity Communications Solutions

- 6 new Installed. 42 total to install.
- The new radar technology can detect a resident's heart rate, breathing, and movements within a cell
- The pilot program aims to increase coverage and enhance safety outcomes for both staff and residents.
- By monitoring multiple residents simultaneously and providing real-time alerts, the goal is to determine if the system can significantly improve response times and help prevent jail deaths.





- **Maintenance**

- NEW -12 Observation doors complete – more planned
 - Construction on doors in the classifications intake pod to provide medical observation until inmates can be screened through proper procedures.
- 90% complete with HVAC Upgrade
 - Ability to control each separate zone providing comfort for all, ensuring jail standards are met
 - HVAC project (new duct detectors & new dampeners and new heating sensors in pods and total cleaning of ductwork, all smokes replaced. \$4.7M project



IT DEPARTMENT



Camera network
optimization project
COMPLETE

Upgraded network
from 1 Gig to 10 Gig



Upgraded Live Scan
Machines in Receiving
COMPLETE

Completed: sending prints
simultaneously to OCPD and
OSBI




Webform for Medical
ONGOING

Ongoing – Automation of
Tasks - trigger answers
generate more forms for
safety and security.



Added IT Help Desk Admin
position – New employee
hired

End user support
Facilitate calls and requests





JailTracker

Update

Sgt. Lauren Menchaca



Opioid Abatement Grant Application

• **Seeking \$2,400,000.00 first year and first-time start-up costs for the following in-house services. These in-house services are then to be bridged into the community via Diversion HUB, TEEMS, Urban League or other court appointed or voluntary services. Our plan directly aligns with the settlements purpose of remediation and public health recovery from the opioid epidemic. Costs for MOUD programs average \$1800/month and up per inmate.**

- Medications
 - Suboxone, Subutex, Methadone, Vivitrol
- Supplies
- Staff
- Screening tools
- Counseling and Behavior Therapies
- POD Upgrade to facilitate group therapy
- Continuity of Care and Reentry planning
- Education
- Security and Logistics
- Data Collection
- Peer Support



Medical Division Progress

- ***NEW – New Dentist on staff***
- Request for proposals – Ready to send out
- Staff Psychiatrist seeing Vinita patients
- Ongoing review off-site medical bills
- Larger windows installed in cells in 2B for future medical programming
- OBGYN exam table
- In talks for a new lab- staying local
- OBGYN started in February
- Psychiatrist on staff
- In process of changing Pharmacist to local vendor
- After hours support APRN to start soon
- Working with the Kitchen to refine/improve medical diets. We will be updating after their Registered Dietician reviews





Intake Screening

Began consistently tracking data from intake screening 8/20/24

Graph shows 285 days of data for 17,228 intakes during period

Combination of validated / unvalidated assessments & questionnaires

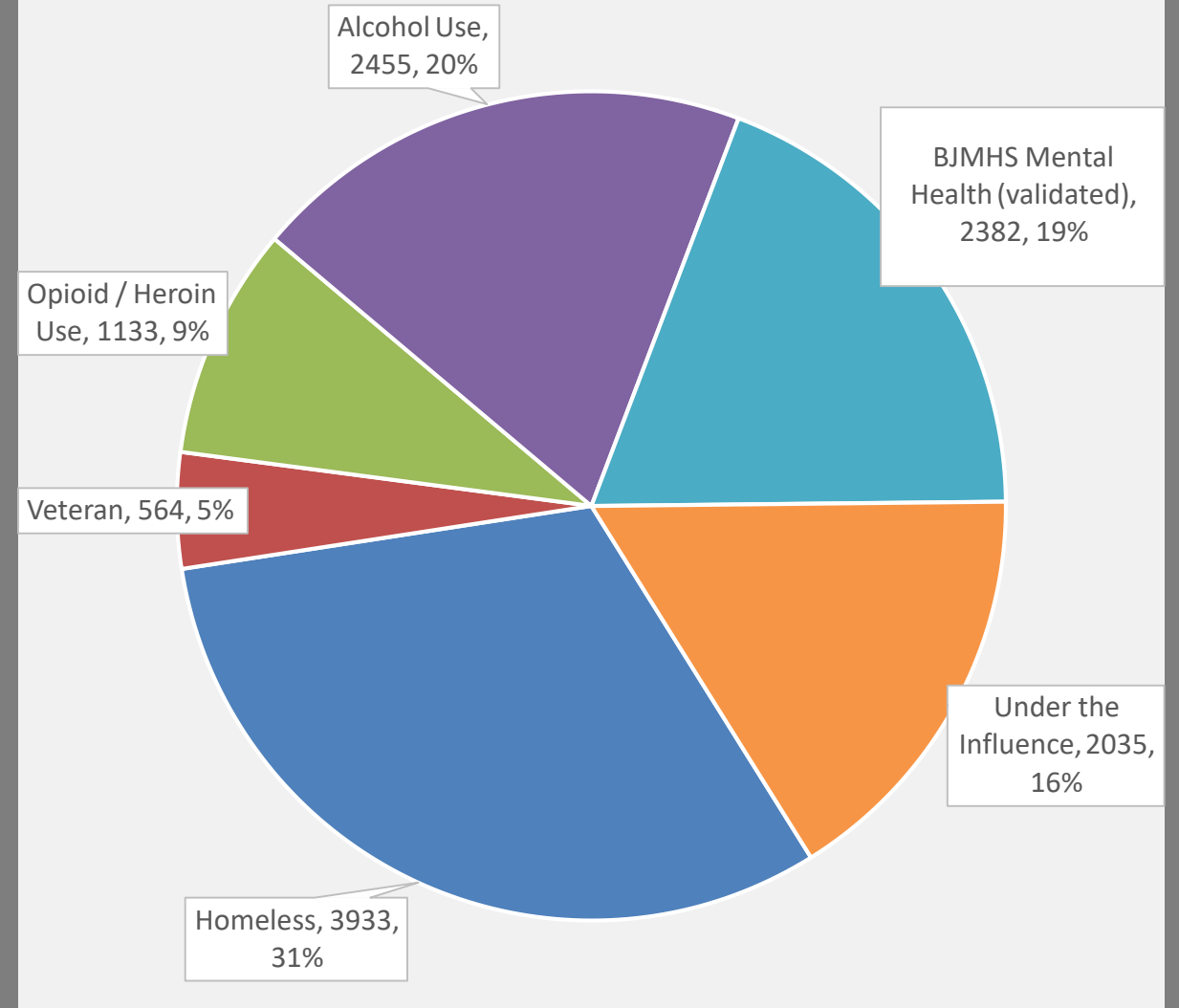
Brief Jail Mental Health Screen (validated – 2005 Policy Research Associates; Delmar)

7850 (46%) screened positive for at least one category

Data depicted will have overlap

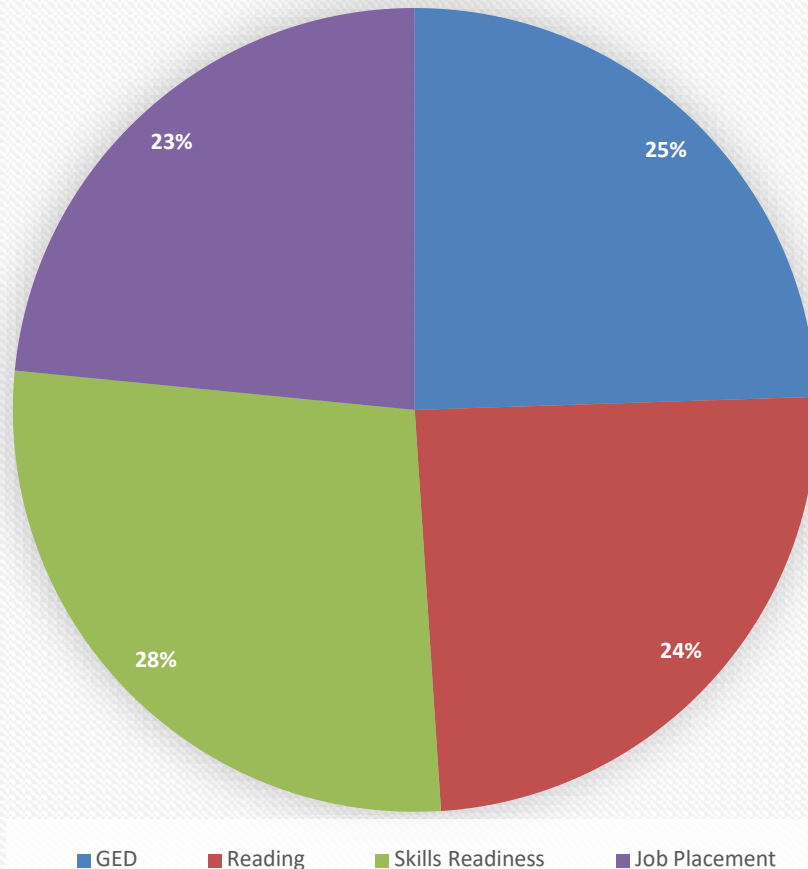
Data is self-reporting at intake

Positive Screens (8/20/24 - 6/01/25)





Surveys for Programs



RESIDENT WELFARE & PROGRAMS CURRENT

***NEW – Occupational Industrialization Center with Urban League
Tentatively date to start in August***

Mental Health/Substance abuse intake screening data collection

- Assist with diversion programs and alternatives to incarceration
- Program development / placement
- GED Program added to NCIC tablet
- Voting initiative for residents
- C.A.R.E. UNIT (Community Assistance, Resources, & Empowerment)
- Stand Up Initiative (DHub: 18-24 w/ Firearms/Violent Charges)
- Calm Waters Grief Support
- Alcoholics Anonymous
- Prison Fellowship Academy

Survey of inmates for Programs

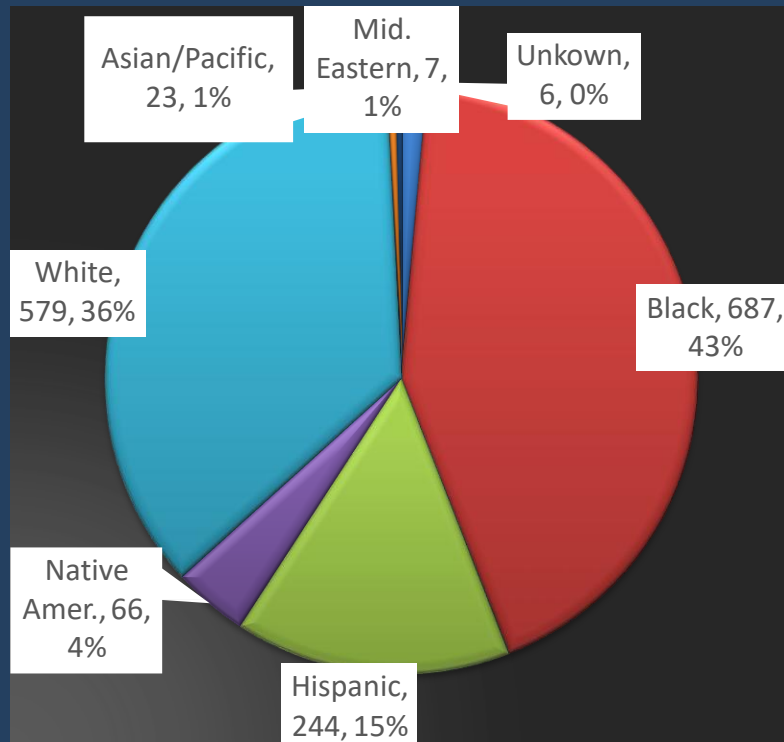
23% - GED Programs
25% - Job Placement
24% - Reading
28% - Skills Readiness



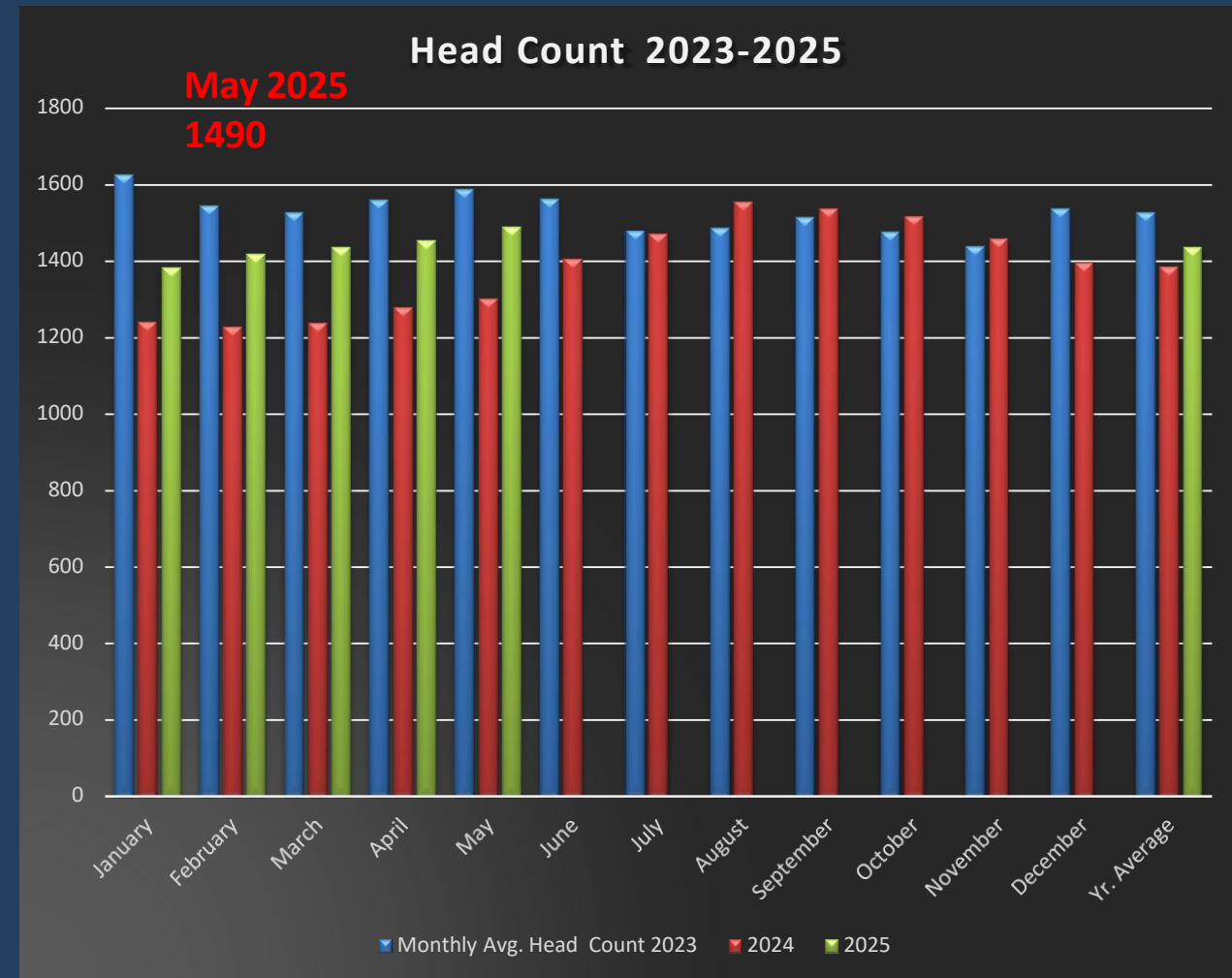
1520

Total Headcount
June 16, 2024
1417

Avg. Population age – 23-41
Male – 86%
Female – 14%



Current Population as of June 27, 2025





STATISTICS

Top 10 Current Charges

Murder/Manslaughter- Current

Charges	Residents
Murder	136
Manslaughter	18
Male	124
Female	20

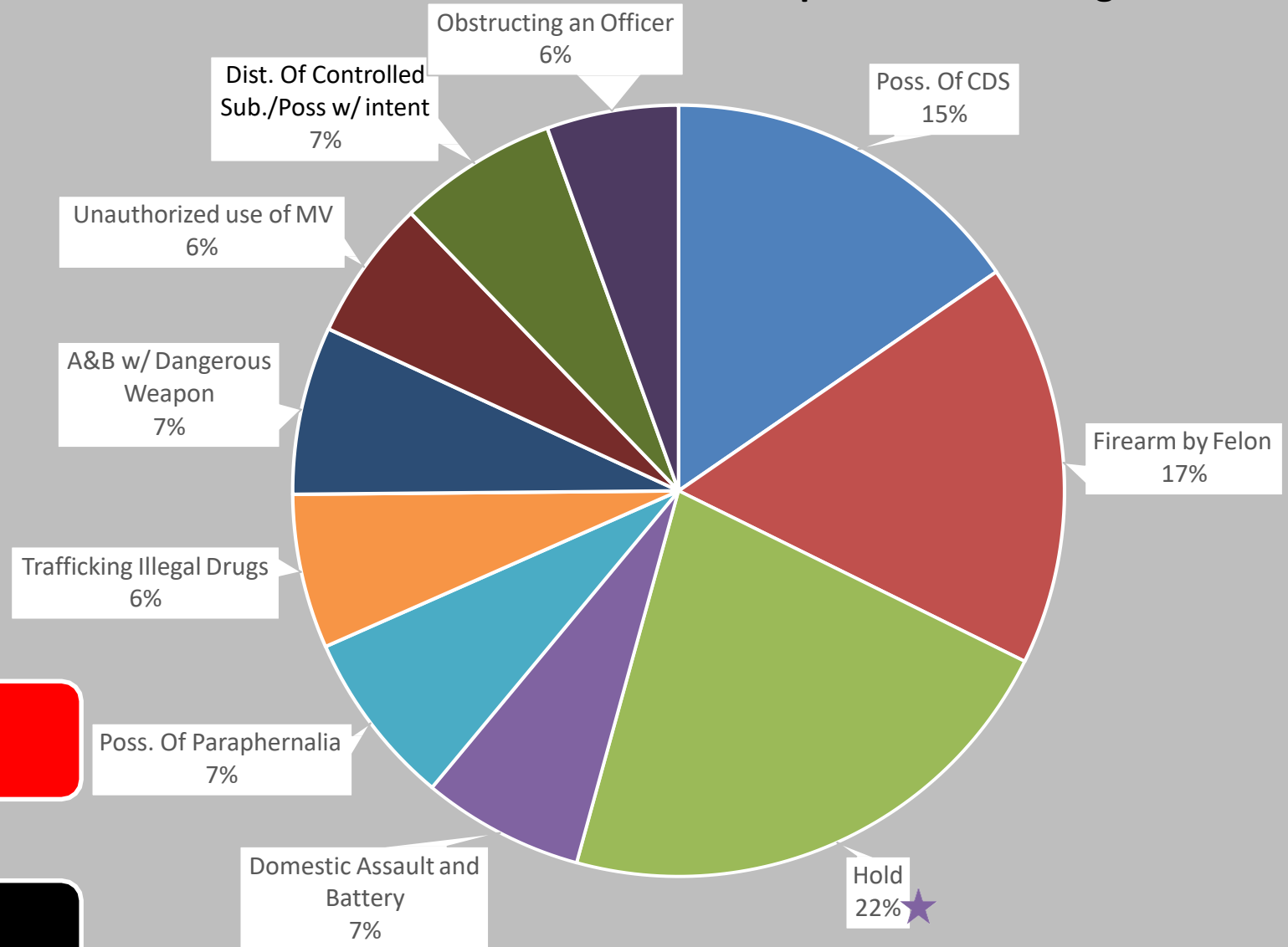
1462

- Criminal Felony

915

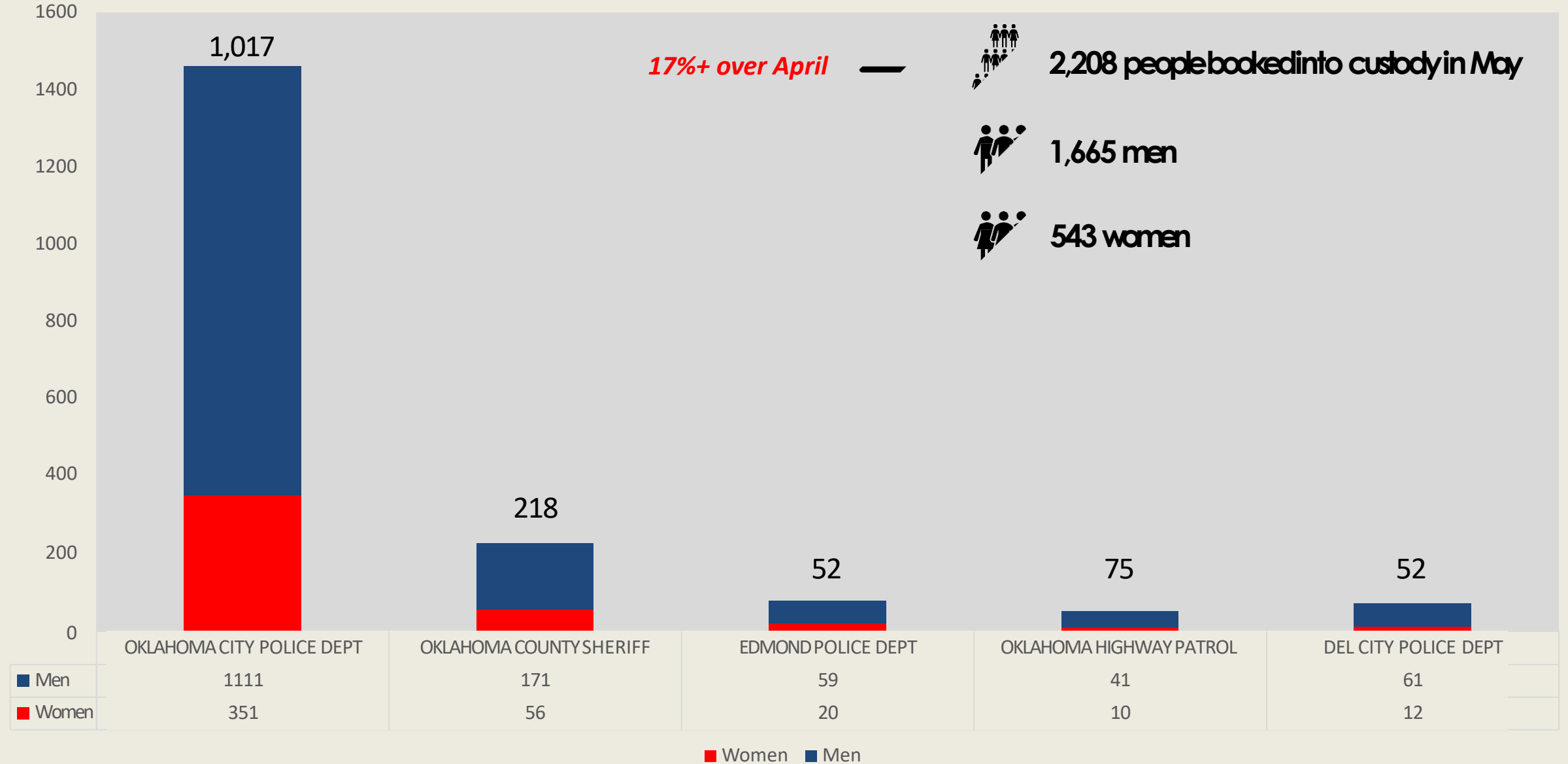
- Criminal Misdemeanor

Top 10 Current Charges





May 2025 OKLAHOMA COUNTY TOP 5 ARRESTING AGENCIES





Average Daily Population

2021 – 1641

2022 – 1559

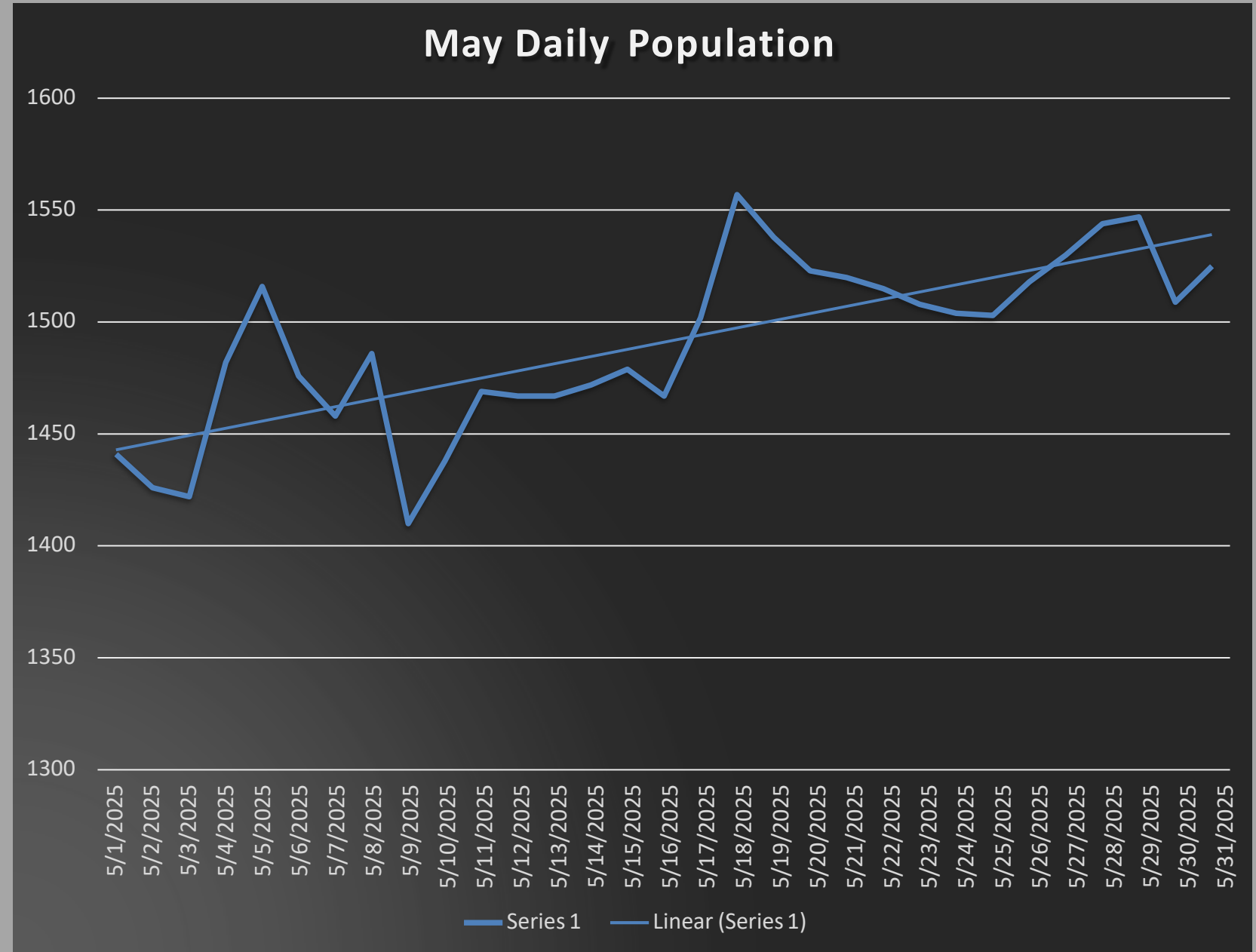
2023 – 1357

2024 – 1386

2025 - 1437

May 2025

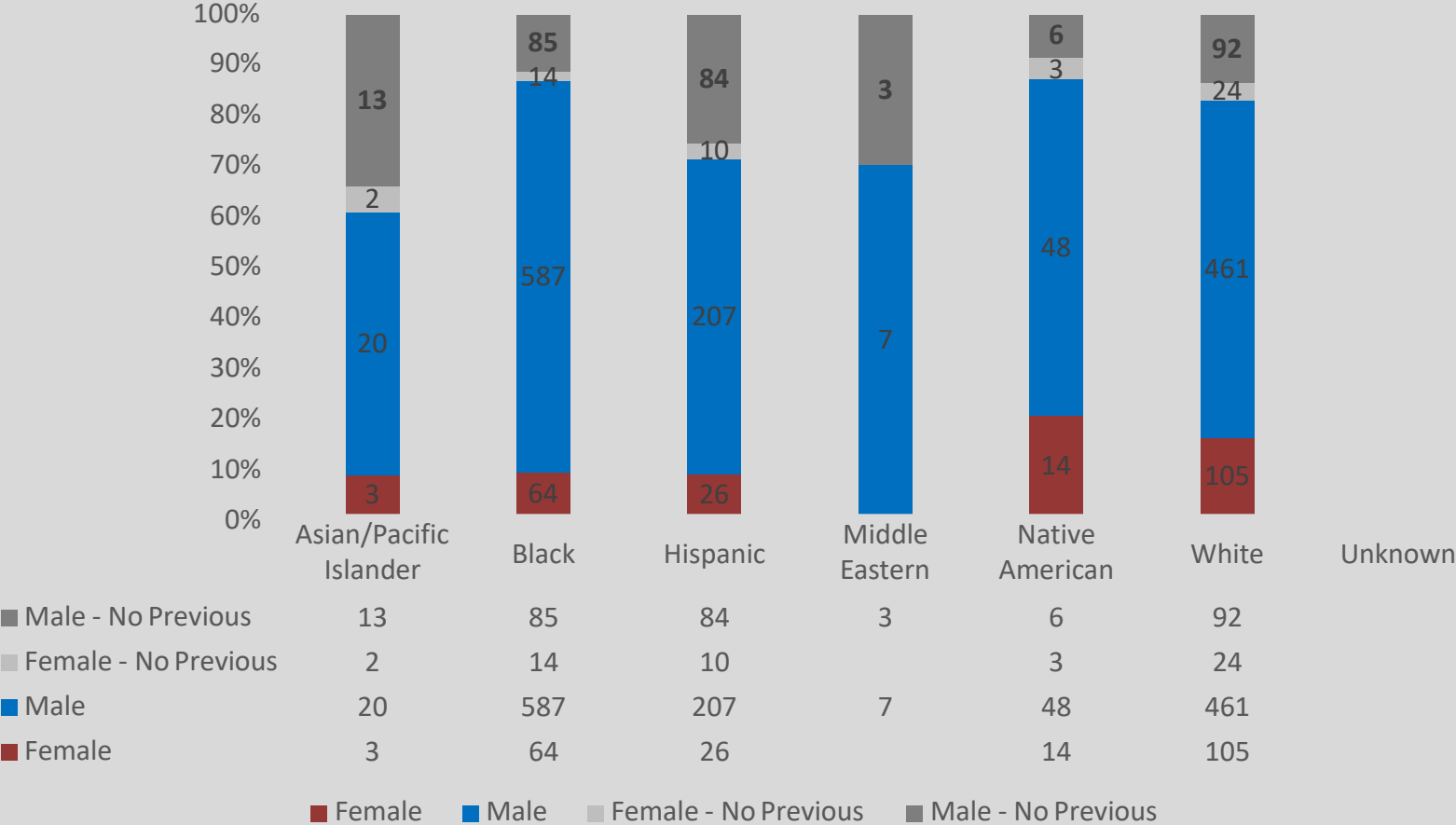
- **69.03 – (13% increase over April)**
- Average daily book-in
- **2113**
- Total number released during period
- **6.50**
- Average length of stay





Recidivism: Individuals Booked May 1-31, 2025
Males: 71.10% | Females: 67.75%
54.53% of Individuals Booked in May have been booked in at least 1 previous time in last 5 years

Current Population: Recidivism



Recidivism:
Current Female Population
(74.88%)

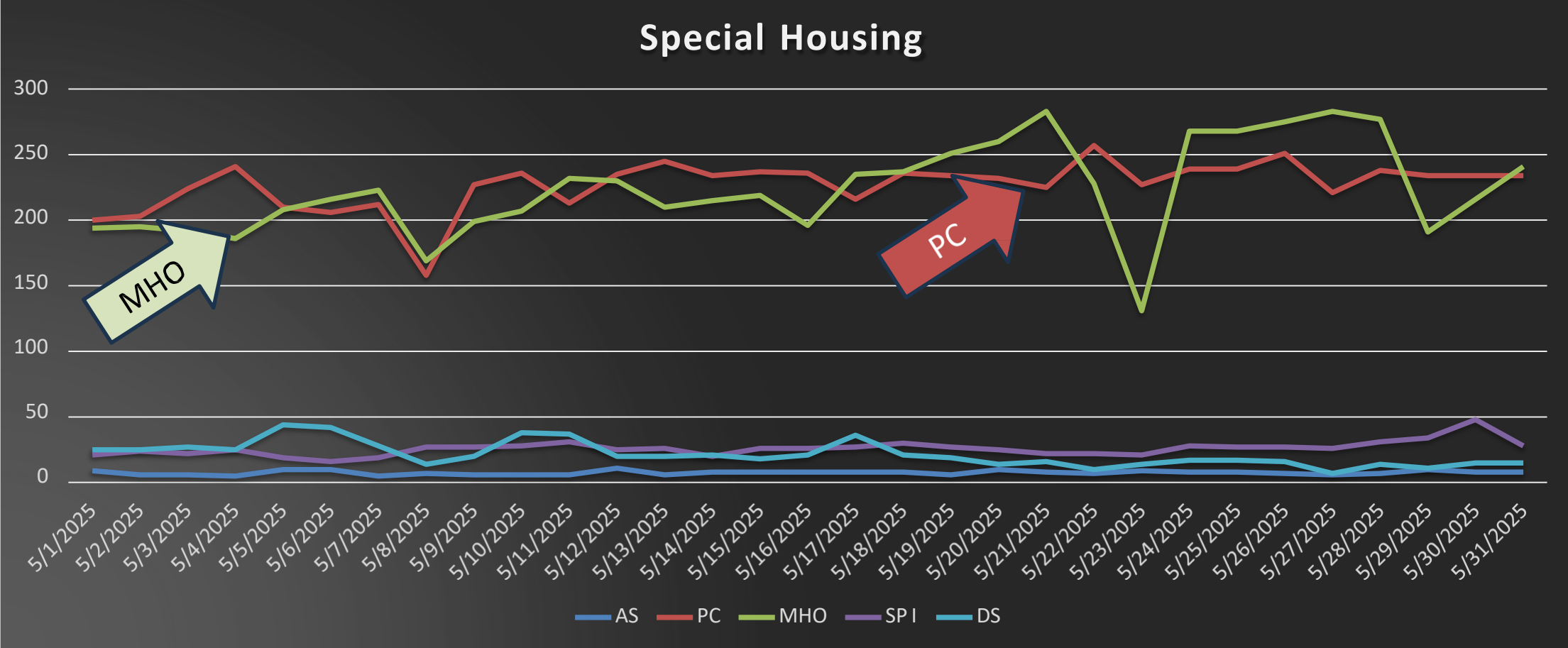
%	Race
33.33%	Asian/Pacific Islander
78.13%	Black
61.54%	Hispanic
78.57%	Native American
76.92%	White
0%	Unknown

Recidivism:
Current Male Population
(78.11%)

%	Race
35%	Asian/Pacific Islander
85.52%	Black
59.42%	Hispanic
57.14%	Middle Eastern
87.50%	Native American
80.04%	White
50%	Unknown



SPECIAL HOUSING CLASSIFICATION – May 2025





THANK YOU!

WWW.OKCOUNTYDC.NET

SAFETY – SECURITY – OPERATIONAL EXCELLENCE