



OCDC

CEO Presentation

OKLAHOMA COUNTY CRIMINAL JUSTICE AUTHORITY

August 18, 2025





OPERATIONAL UPDATE

- Pay Scale
- Retention
- Technology Update
- Infrastructure Updates
- Resident Statistics





PAY COMPARISON

Detention Officer Starting Salaries – Comparison Table

County/Agency	Hourly Pay	Annual Equivalent
Oklahoma DOC (State Prisons)	\$21.48	~\$44,680
Edmond City Jail	\$20.67 - \$21.62	~\$43,993
Juvenile Detention – OK Co.	\$20.76	~\$43,200
Midwest City Jail	\$20.76	~\$43,200
Cleveland County (Norman)	\$19.50 – \$20.50	~\$42.5K
OCDC	\$19.96	~\$41,508
Canadian County (El Reno)	\$19.60	~\$40.7K
Tulsa County (DLMCJC)	\$18.30 - \$21.50	~\$38,063
Comanche County (Lawton)	\$14	~\$29,120



OCDC STAFF RETENTION

Turnover Rates from July 25, 2024, to July 25, 2025

Medical is excluded entirely since they did not join OCDC until October 10, 2024.

Overall (all employees) - 23.6 percent

Combined DO and Clerks – 23.5 percent

Detention Officers – 31 percent

Clerks – 11.8 percent

Background data: We had 265 full-time employees in 2024, and we have 294 today. In addition, there are currently 48 full-time Medical Services employees.

We lost 66 employees during the year period; 46 were officers and 11 were clerks. The remaining 9 were administrative employees.


Turnover Rates – Detention Facilities

Cleveland County (2020–2024): ~355 employees left the Sheriff's Office.

Tulsa County: ~10% reduction in staff year-over-year (452 detention staff).

Canadian County: ~35 full-time staff. No formal rate; likely 20–30% nationally.

1,066 separations since July 2020



OCDC Detention
Officer Academy –
Sept. 8, 2025

8 Weeks of Training
2 Weeks of JTOP





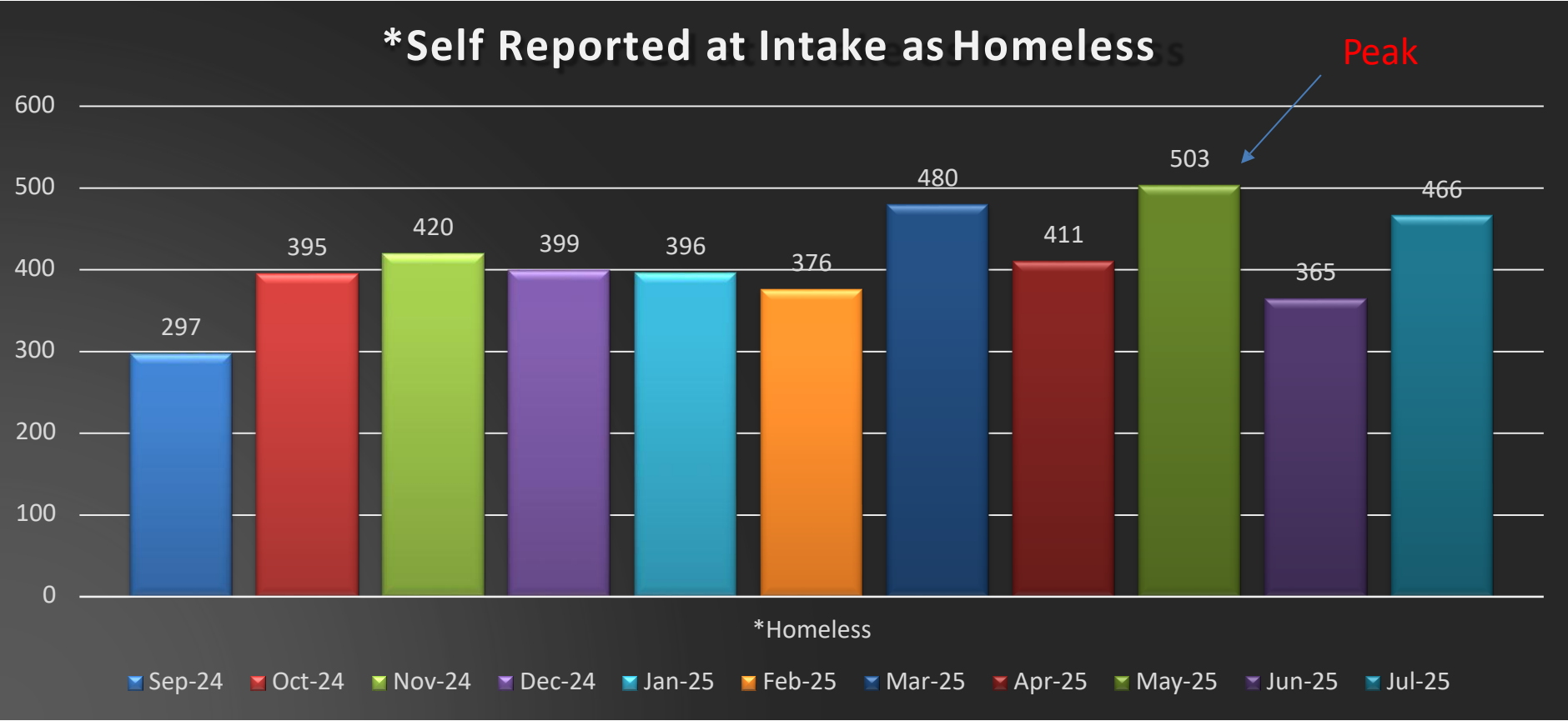
Recruiting Strategies

Law Enforcement Partnerships & Pipeline

- NEW – UCO
- Indian Meridian VOTECH
- Oklahoma City Police Department
- Oklahoma County Sheriff's Office
- Francis Tuttle
- Langston Univ.



Currently assessing the homeless populations effect on the cost of incarceration



- Sept. 2025 to July 2025 steady increase
- \$97,079 for May 2025
- 11-month cost approx. \$900,000
- 11-month total 4,508 self reported homeless



EXIT



Receiving
Update

Cleaning and painting project in
receiving

Walls
Holding cells
Offices



Technology

Integrity Communications Solutions

- The new radar technology can detect a resident's heart rate, breathing, and movements within a cell
- The pilot program aims to increase coverage and enhance safety outcomes for both staff and residents.
- By monitoring multiple residents simultaneously and providing real-time alerts, the goal is to determine if the system can significantly improve response times and help prevent jail deaths.



Radar update:

Still collecting data for algorithm improvement

Installing 43 radars – 28 installed

Installs to be done in each pod on 13th floor to monitor high-risk individuals



Maintenance & Information Technology

- Maintenance
- *HVAC Project in on schedule – This regulated the temperature throughout the entire facility.*
- Information Technology
- *Upgrading control system network for secure doors*
- \$29,000 on hold until September budget adjustments
- Improving the network so we don't lose control of physical security
- Failure-proofing the backbone of the network that controls sliders





Completed Changes

Releasing

- Safeguard when an inmate is released on a charge that requires a bond to be set by a judge - date, amount, and approving judge must be entered before release can be completed.
- Signature pads to obtain inmate signatures digitally (reduction of paper, corrects issue found on state inspection for property released).
- Facial recognition camera fixed to prevent release of wrong inmate.

Intake

- Facial recognition camera fixed to prevent booking in person under incorrect Jacket ID number.
- Corrected billing information to update amounts – should reduce workload on finance department for calculating first day.

Future Changes

Incident Reporting and
Disciplinary
Inmate Accounts
Medical Intake
Training for staff

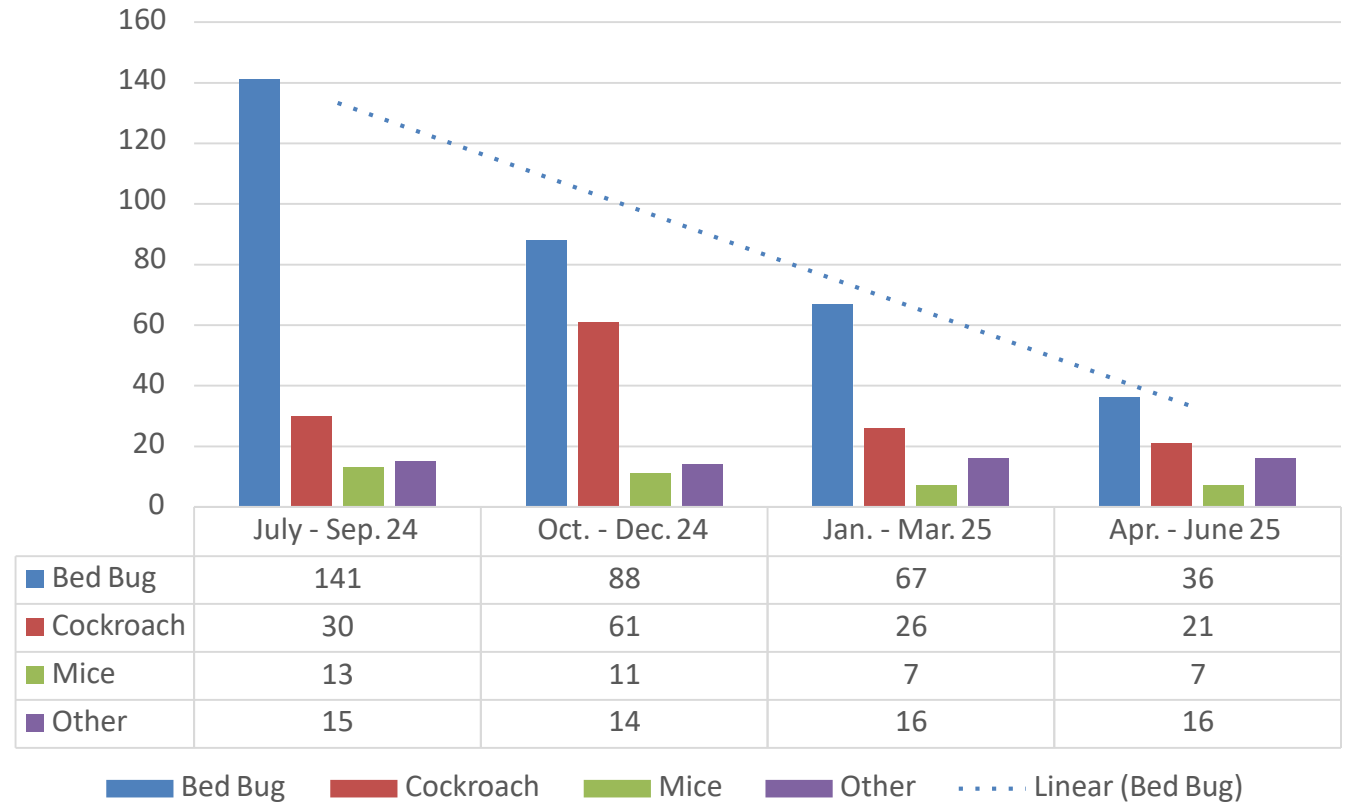


PEST CONTROL

Pest update

Created facility treatment schedule
Daily spraying
All pods have been treated; ongoing treatment
Pest population significantly trending down

NCIC Pest Tickets



Inmate Requisitions

1st Quarter to 4th Quarter FY25

Bed Bugs - 1.5 to .4 tickets/day
All Pest - 2.2 to .88 tickets/day
Majority of tickets for roaches and spiders



EMPLOYEE SCHOOL SUPPLY DRIVE

School supplies collected
by employees during the
first week of August and
distributed to more than 40 employees
with school aged children.





OCDC EMPLOYEE OF THE MONTH

DO Aaliyah Biglow

Criminal Investigation Division July Stats

Active Investigations: 31

Charges filed: 24

Cases opened: 29

Cases closed: 21



Breakdown in charges:

11 – Felony charges for Possession of Contraband inside a jail facility

10 – Felony charges for A&B on detention staff

All staff assaulted checked by medical

2 staff sent to the Emergency room

1 – Felony charge for attempted escape

2 – Misdemeanor charges for A&B (inmate on inmate)

Criminal Investigation NEW CLEET OFFICERS



OKLAHOMA COUNTY DETENTION CENTER
CONGRATULATIONS

TO
B. MARTIN AND P. CARRICO

**GRADUATED
FROM THE
CLEET
ACADEMY!**



We have 2 employees
attending the current
CLEET Academy.



Medical Division Progress

- ***HIRED – 2 Medical Aides, Provider Mental Health***
- ***Openings – RN, LPN, Med Passer, Mental Health Councilors***
- ***21 applicants in background, ongoing interviews***
- Request for proposals – Ready to send out
- Ongoing review off-site medical bills
- Larger windows installed in cells in 2B for future medical programming



Medical Treatment	July 2025
ER Visits	33
Hospital Admissions/Days	7 inmates spent a total of 34 days
Off-site Referrals	40



Average Daily Population

2021 – 1641

2022 – 1559

2023 – 1357

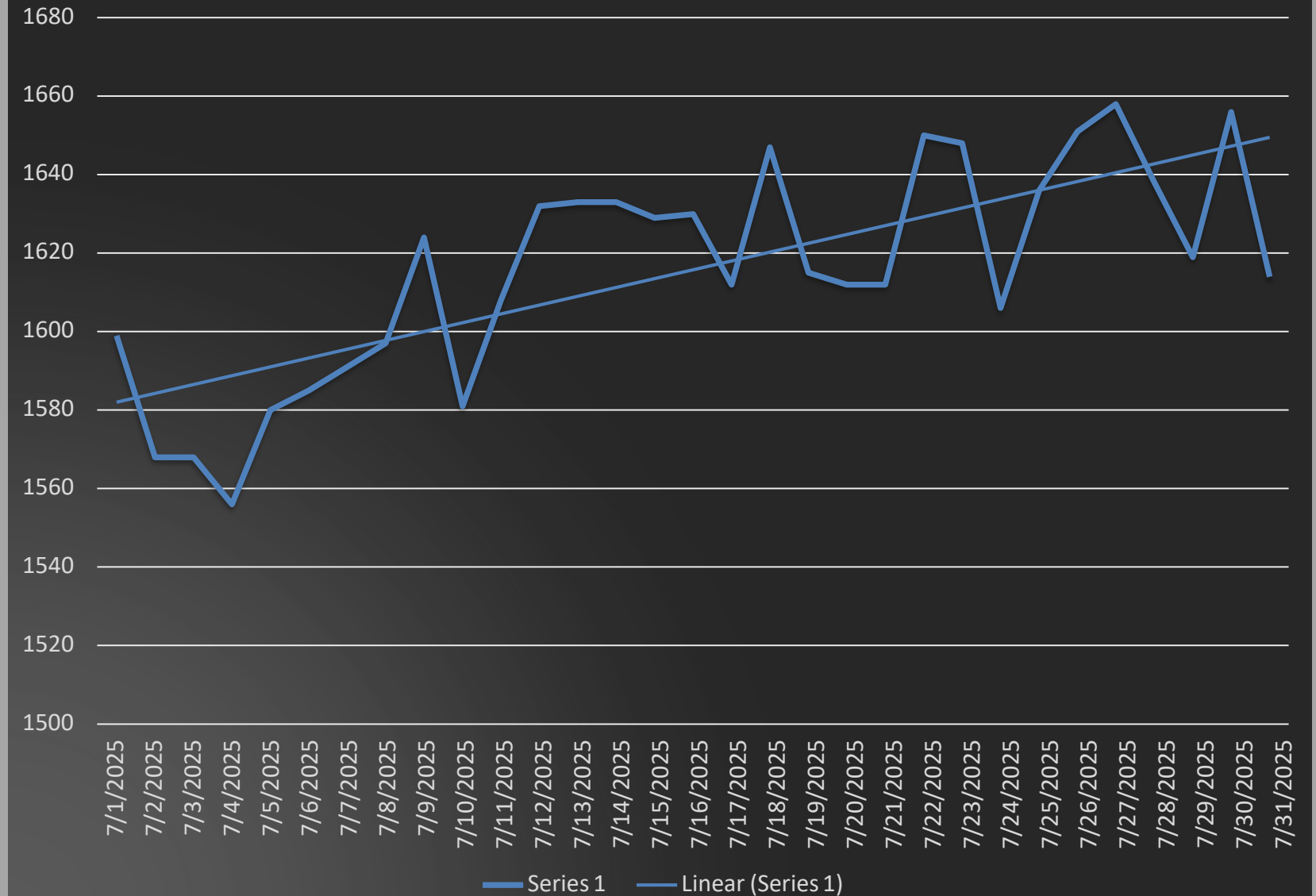
2024 – 1386

2025 - 1476

July 2025

- **62.06** – Average daily book-in
- **1943**
- Total number released during period
- **7.12**
- Average length of stay

July Daily Population





1

Total Headcount
August 18, 2024
1559 (153 J&S)

Avg. Population age – 37

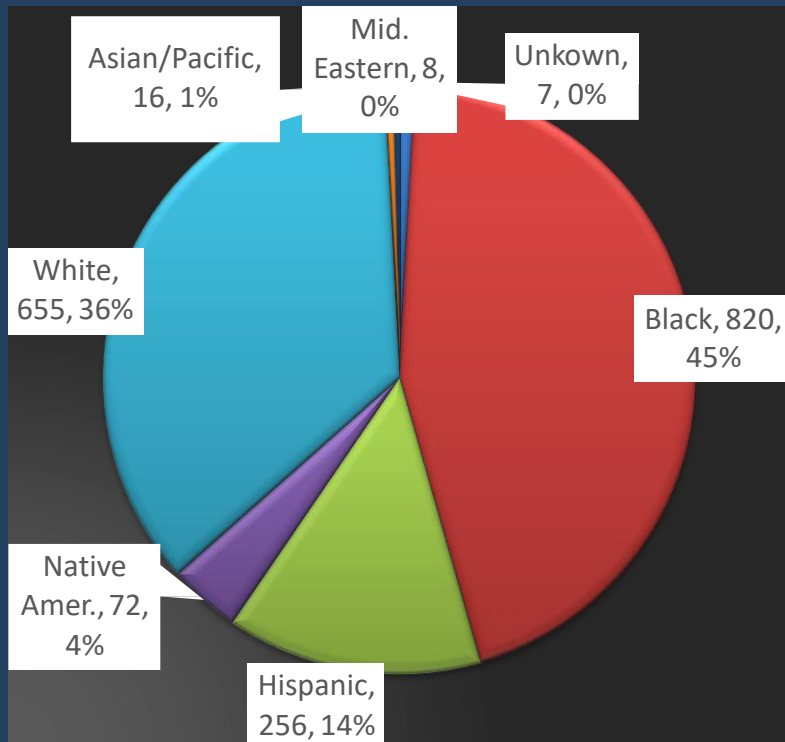
Male: 37

Female: 35

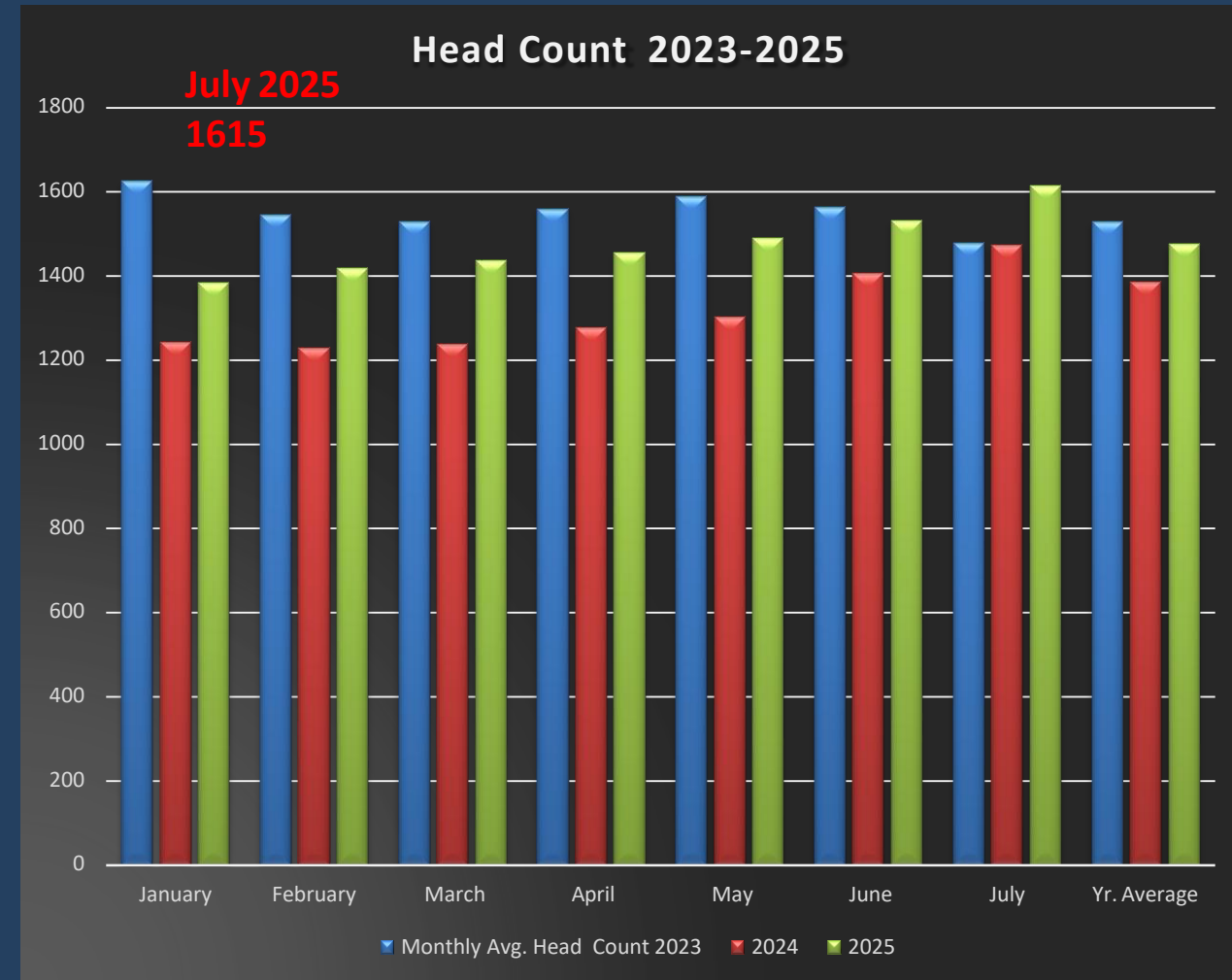
Bulk of population between 25-34

Male – 86%

Female – 14%

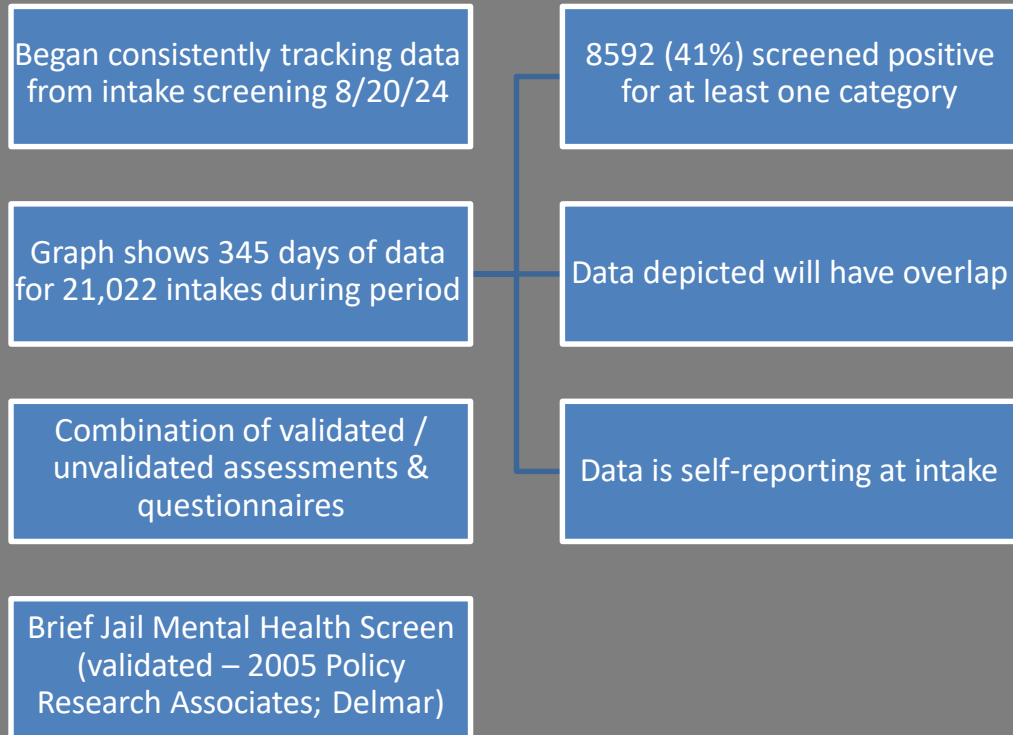


Current Population as of Aug. 18, 2025

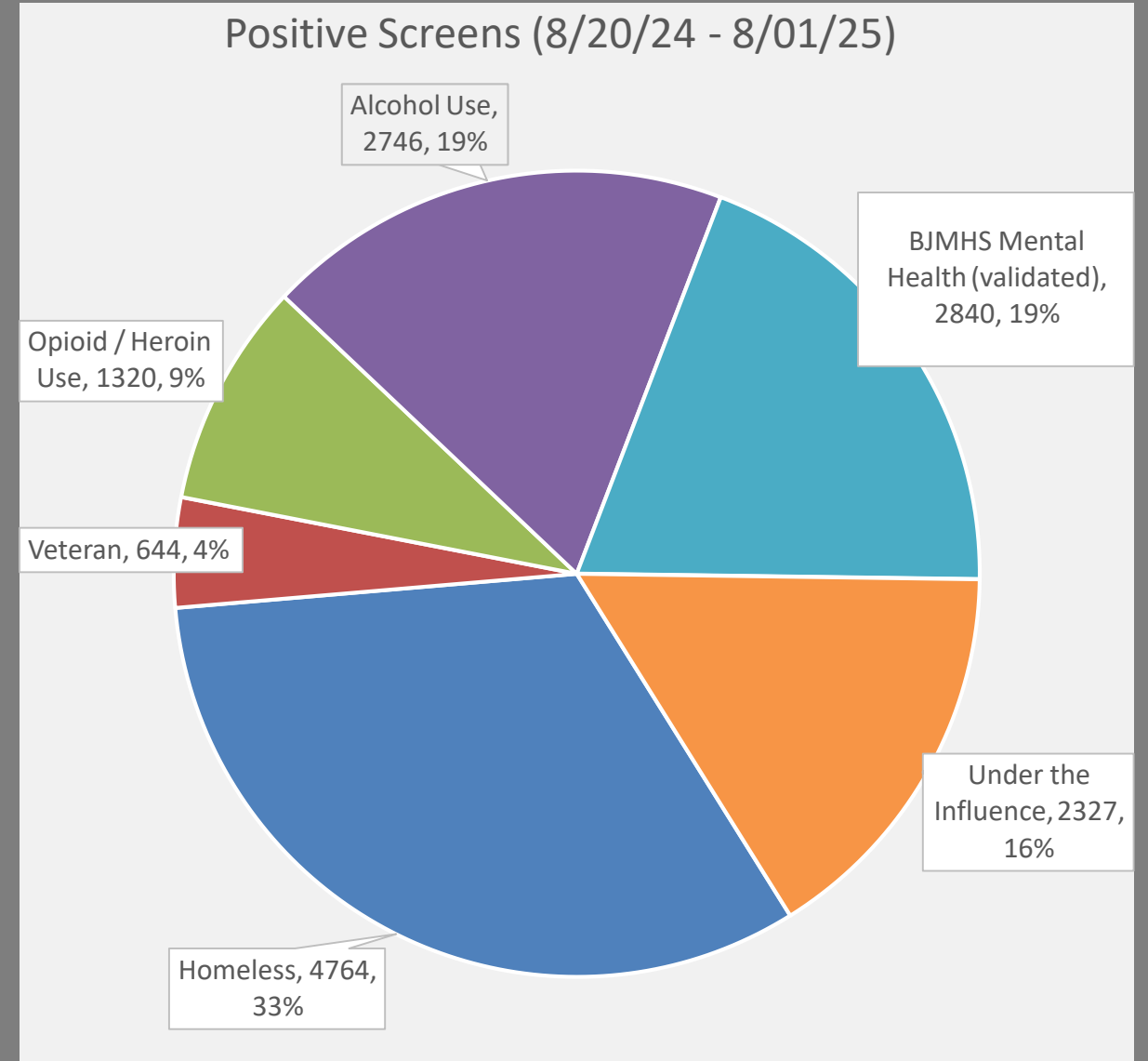




Intake Screening



*Next month we will complete one year of data collection





STATISTICS

Top 10 Current Charges

Murder/Manslaughter- Current

Charges	Residents
Murder	145
Manslaughter	21
Male	130
Female	27

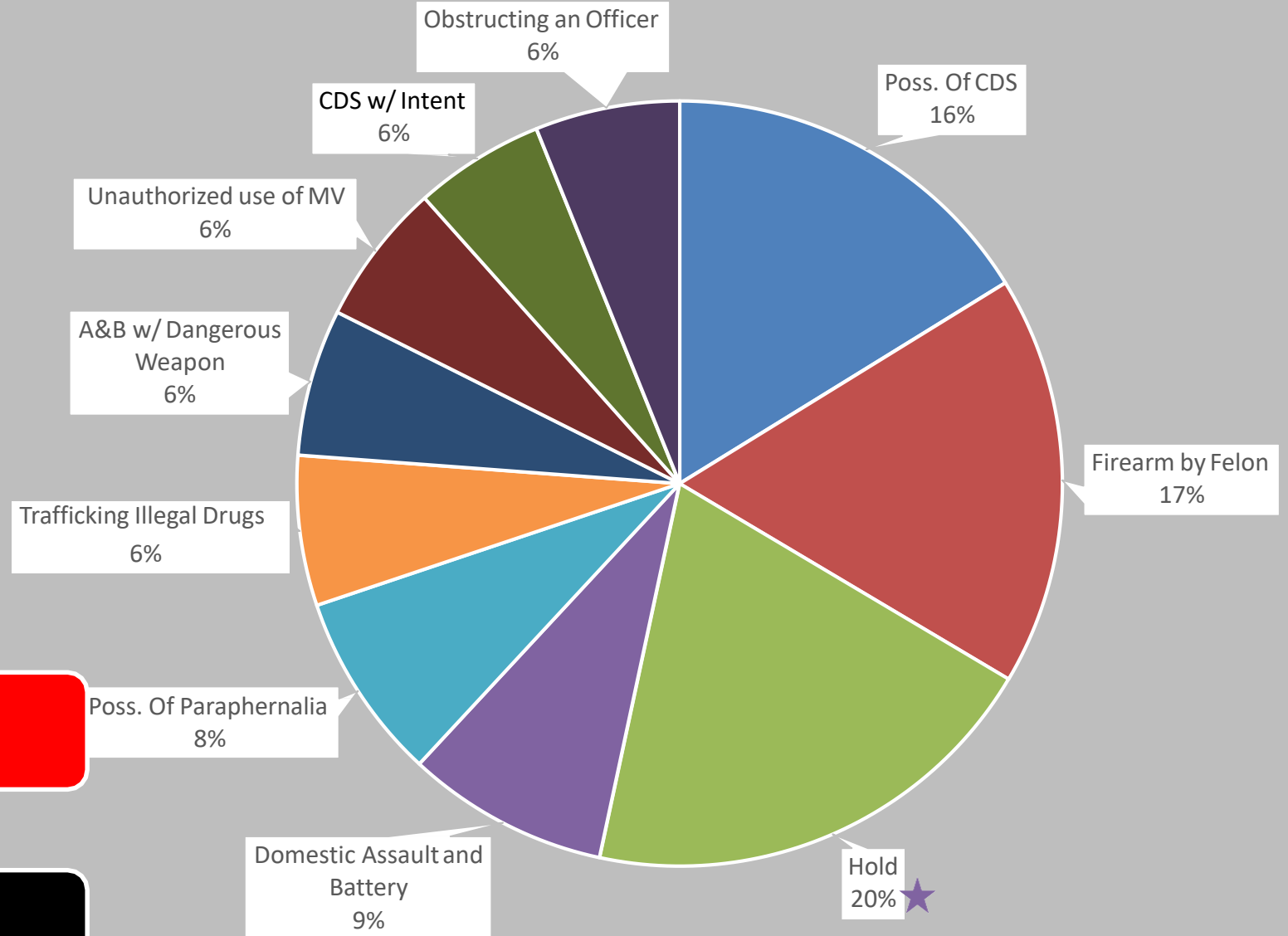
1622

- Criminal Felony

1003

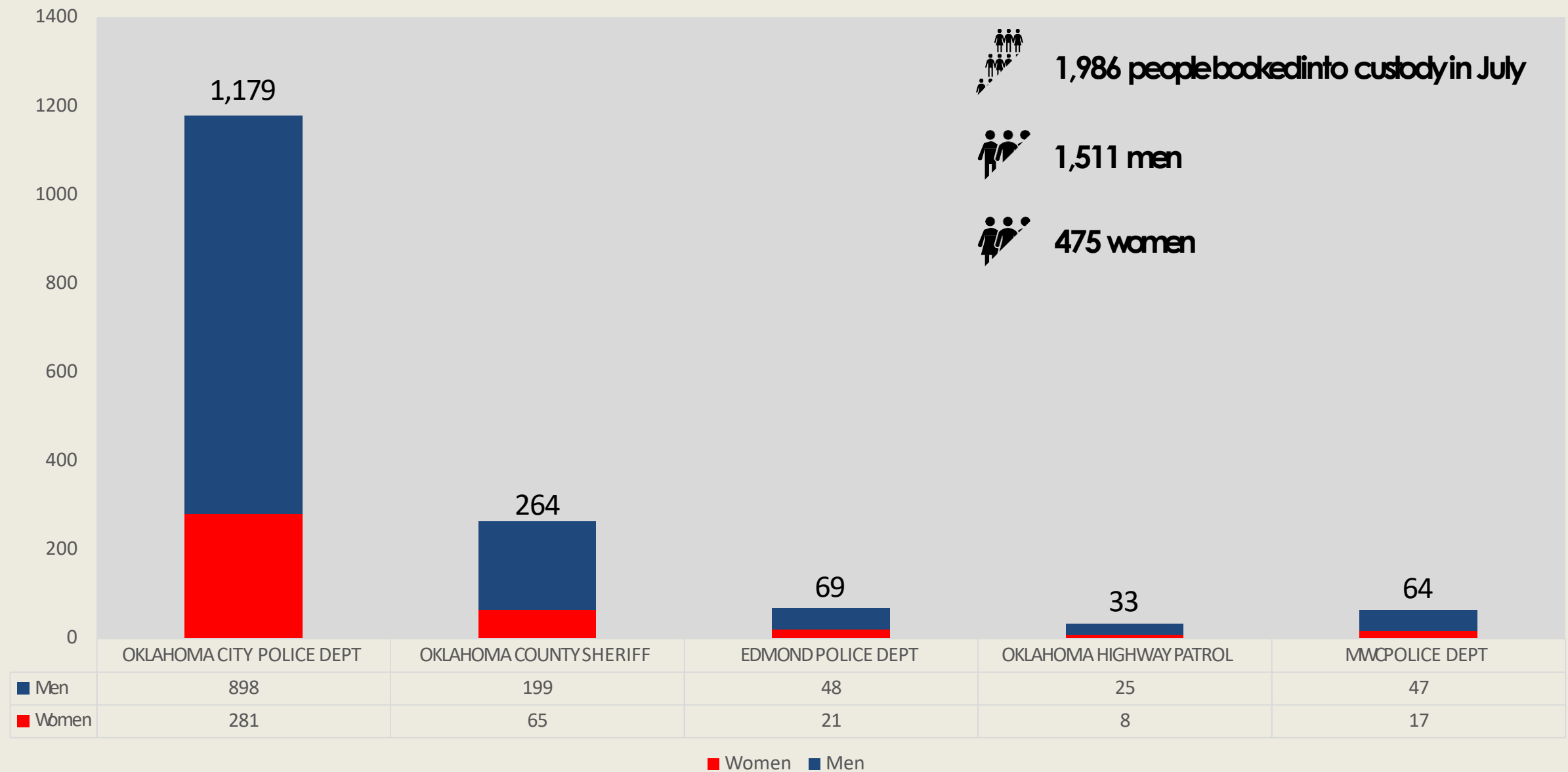
- Criminal Misdemeanor

Top 10 Current Charges





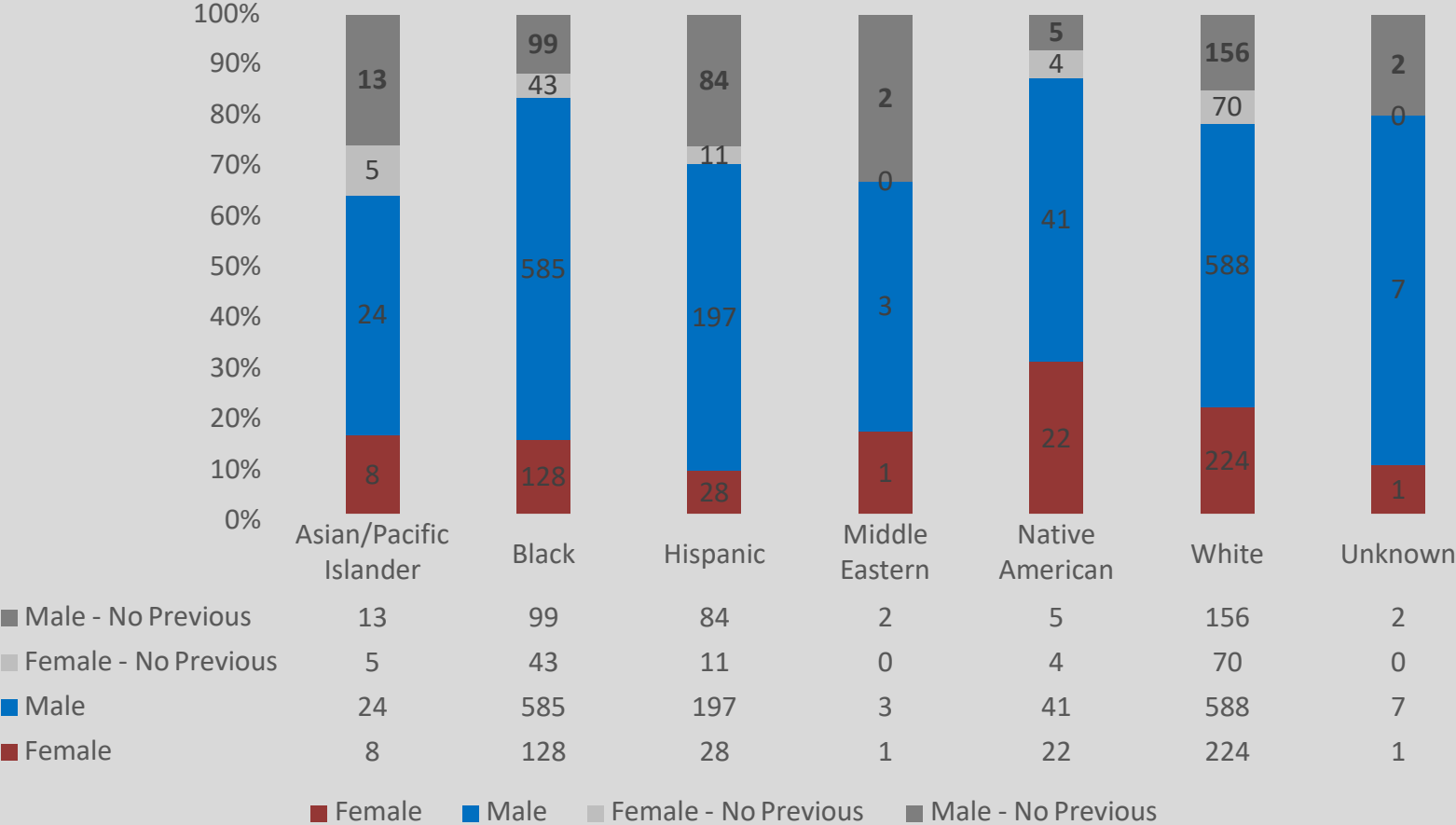
JULY 2025 OKLAHOMA COUNTY TOP 5 ARRESTING AGENCIES





Recidivism: Individuals Booked July 1-31, 2025
Males: 74.83% | Females: 70.35%
61.20% of Individuals Booked in July have been booked in at least 1 previous time in last 5 years

July Booking: Recidivism



Recidivism:
Current Female Population
(76.23%)

%	Race
25%	Asian/Pacific Islander
82%	Black
65.52%	Hispanic
85.71%	Native American
73.03%	White
0%	Unknown

Recidivism:
Current Male Population
(80.08%)

%	Race
33.33%	Asian/Pacific Islander
87.16%	Black
62.68%	Hispanic
33.33%	Middle Eastern
91.67%	Native American
80.62%	White
671.43%	Unknown



SPECIAL HOUSING CLASSIFICATION – July 2025





RESIDENT WELFARE & PROGRAMS CURRENT

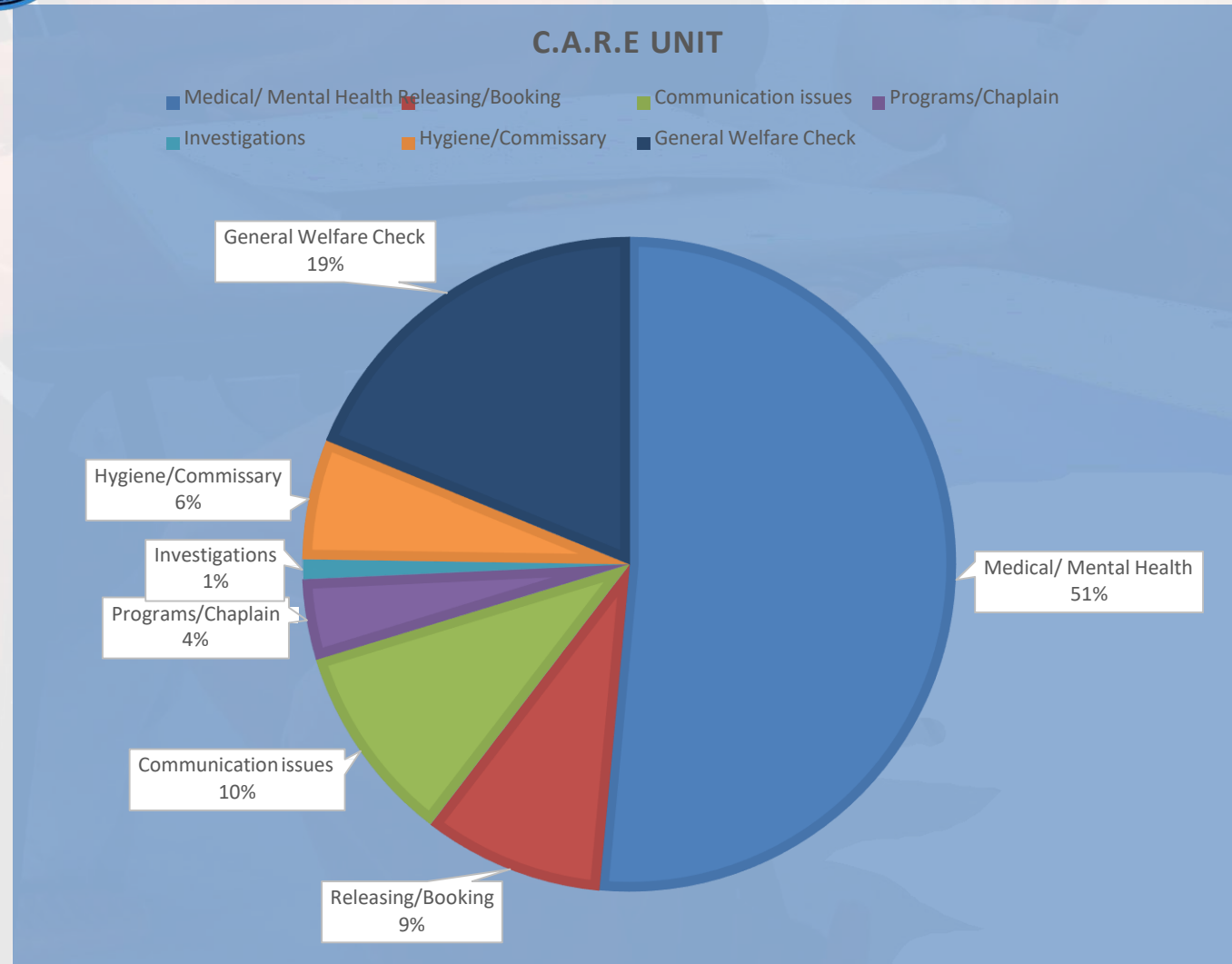
Current Programs

Prison Fellowship by Leigh Roberts, Teresa Stanfield
Art Therapy by the Lynn Institute
Alcohol Anonymous by Chris Reneu
Grief Support by Cheryl Williamson (TEEM)
Grief Support by Dustin Odell (TEEM)
Stand-up initiative by John Parker (Diversion Hub)
Prison Fellowship by Jana Stroll and Gaylene Stupic

**Future Programs*

TASK

Job Placement/ Basic skills, Females by Urban League/OIC
Job Placement/ Basic skills, Males by Urban League/OIC
GED, Females by Urban League/OIC
GED, Males by Urban League/OIC



*The anticipated start date for GED and Job placement class is the first of September.



THANK YOU!

WWW.OKCOUNTYDC.NET

SAFETY – SECURITY – OPERATIONAL EXCELLENCE