


Oklahoma County Criminal Justice Authority Meeting  
March 10, 2025

# OCDC CEO Presentation





# Acting Jail Administrator Paul Timmons

- Agency Update



# Chief Alan Smith

## Intelligence & Investigations Division

### OPERATIONAL UPDATE

- Investigations
- Academy Update
- Resident Welfare
- Infrastructure Updates
- Resident Statistics

# CONTRABAND/OVERDOSE INCIDENT STATISTICS


85 % Decrease in overdoses in February  
compared to January

NARCAN administered

Jan. - 52      Feb. - 9

Investigations has seen a drastic decrease  
in contraband





## CONTRABAND/OVERDOSE CHANGES

Changes made in receiving and mailroom to detect contraband

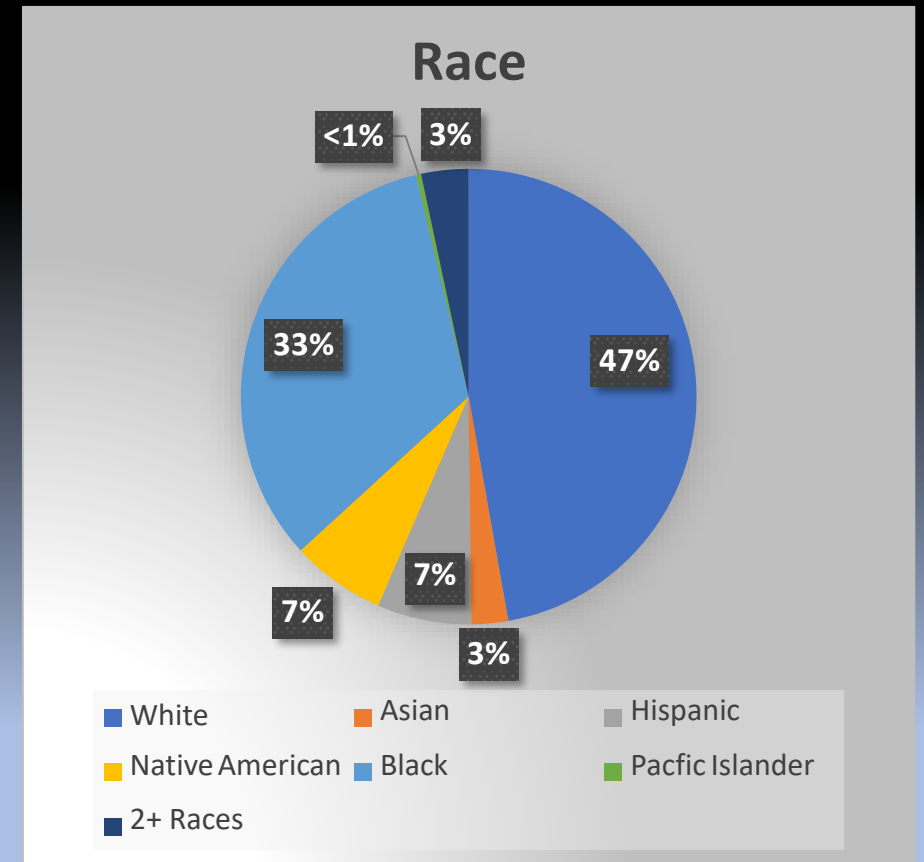
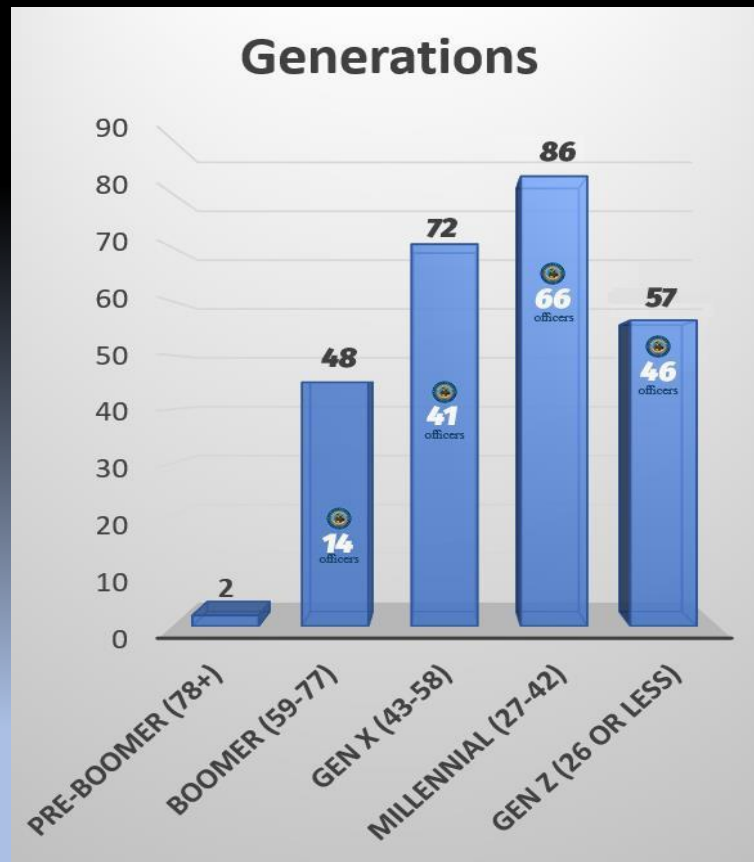
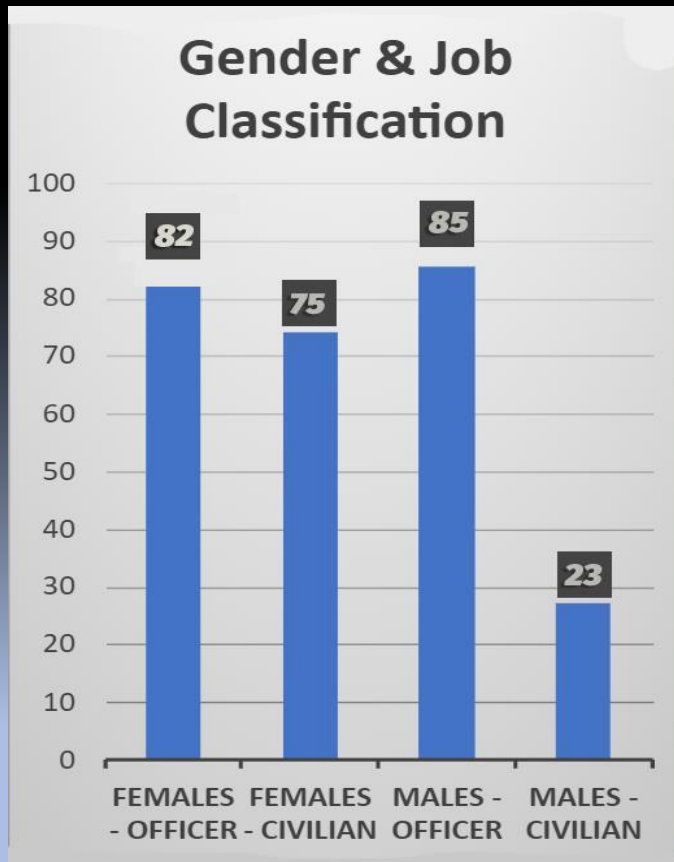
Partnered with OIG to provide K9's to focus on employee areas

Partnered with DEA



# Employee Update & Demographics

- **342 Full-Time Employees**
  - 290 Current FT Detention Employees
  - Equals April 2023 Total
    - Academy Do Cadets - 18
  - 52 Current FT Medical Employees





# TRAINING UPDATES

**Current Academy Extended to 8 Weeks**

- CIT Training
- Custody & Control
- Emphasis on Reality-Based Training / Practical Exercises
- Daily Physical Training
- Discussions w/ those who have lived experience

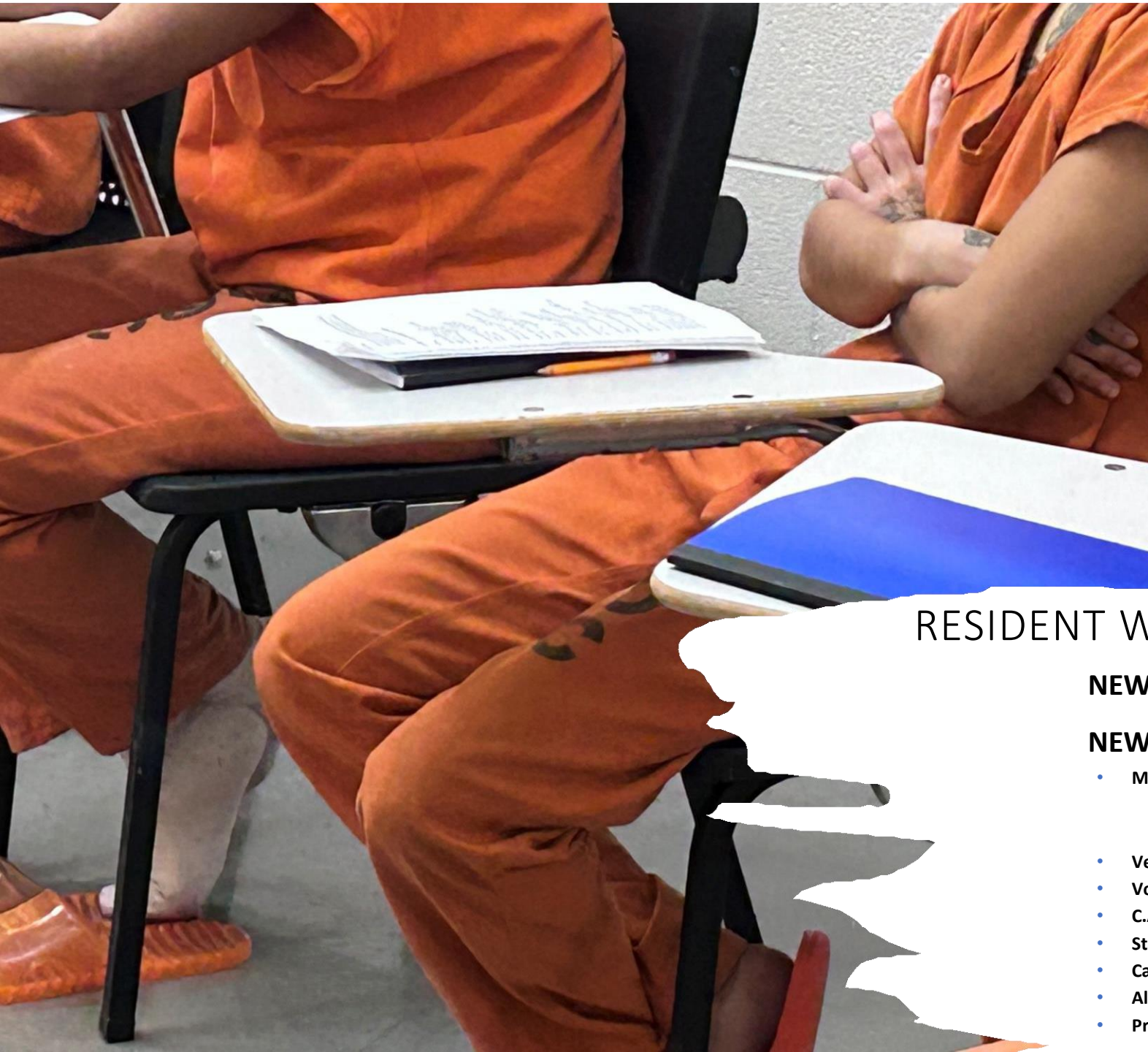


**Revamping OJT (On the Job Training) to mimic FTO (Field Training Officer) Programs**

- Daily Observation Reports
- Documents skill performance and competency Standardized Evaluation Guidelines

- **Academy 25-01 Began Monday February 3, 2025**
  - **19 Cadets**
  - **Graduation April 4, 2025**





## RESIDENT WELFARE & PROGRAMS – CURRENT

**NEW - GED Program added to NCIC Tablet**

**NEW – Urban League MOU**

- Mental Health/Substance abuse intake screening data collection
  - Assist with diversion programs and alternatives to incarceration
  - Program development / placement
- Veteran's Group to meet every other Friday – 8 male resident participants
- Voting initiative for residents
- C.A.R.E. UNIT (Community Assistance, Resources, & Empowerment)
- Stand Up Initiative (DHub: 18-24 w/ Firearms/Violent Charges)
- Calm Waters Grief Support
- Alcoholics Anonymous
- Prison Fellowship Academy





- **Maintenance**

- 30% complete with HVAC Upgrade
- Ability to control each separate zone providing comfort for all, ensuring jail standards are met
- HVAC project (new duct detectors & new dampeners and new heating sensors in pods and total cleaning of ductwork, all smokes replaced. \$4.7M project
- 2nd floor on track to be completed by Friday
- Construction on 10 doors in the classifications intake pod to provide medical observation until inmates can be screened through proper procedures.
- Completed upgrade in camera operations
- Security upgrade in I.T. Department





# Intake Screening

Began consistently tracking data from intake screening 8/20/24

Graph shows 193 days of data for 10,626 intakes during period

Combination of validated/unvalidated assessments & questionnaires

Brief Jail Mental Health Screen (validated – 2005 Policy Research Associates; Delmar)

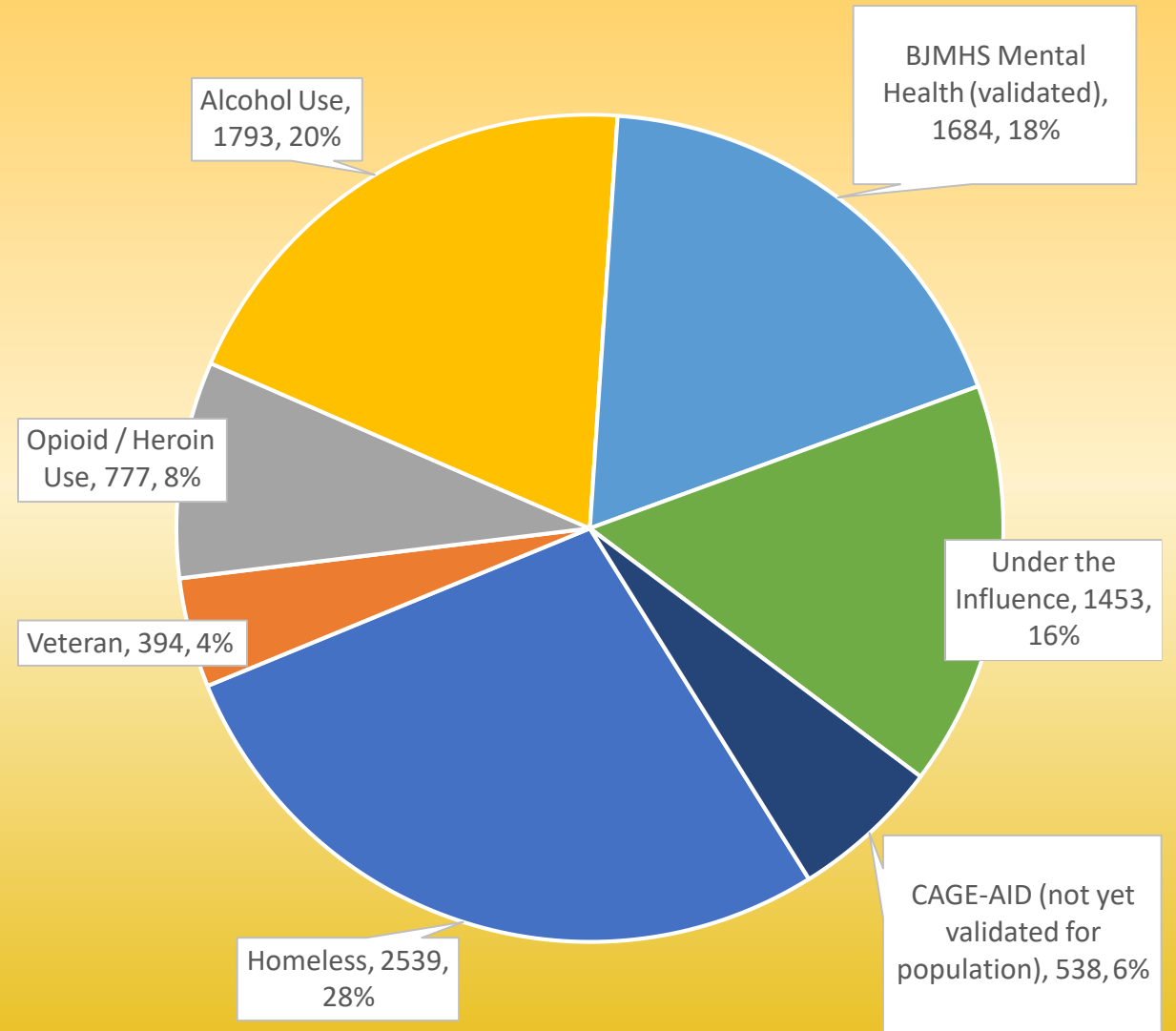
CAGE-AID (unvalidated for population currently but recommended by MHAOK to assess alcohol and drug abuse/dependency)

5390 (50%) screened positive for at least one category

Data depicted will have overlap

Data is self-reporting at intake

Positive Screens (8/20/24 - 2/28/25)





# Intake Screening

## Goals of collecting data:

- Determine prevalence of common factors to incarceration
- Direction of Resources
- Program Development
- Diversion Opportunities
- C.A.R.E. Unit – Narcan Distribution / treatment resources at release

## 8/20/24 - 2/28/25 data

- 193 days of data
- 10,626 intakes during data period
  - 5390 (50%) screened positive for at least one category
  - Data depicted will have overlap
  - Data is self-reporting at intake

Veterans	334
Homeless	105
Mental Health	91
Alcohol	84
CAGE-AID	30
Opioid	20
Under Influence	65

Homeless	2539
Veteran	105
Mental Health	892
Alcohol	451
CAGE-AID	305
Opioid	407
Under Influence	495

Mental Health Eval	1684
Veteran	91
Homeless	892
Alcohol	286
CAGE-AID	201
Opioid	98
Under Influence	1118

# IT DEPARTMENT



Medical Server Migration

Completed February 11, 2025



Upgraded Live Scan Machines in Receiving

Completed by March 11, 2025




Webform for Medical

Ongoing – Automation of Tasks - trigger answers generate more forms for safety and security.



Added IT Help Desk Admin position – Will be adding another position

End user support  
Facilitate calls and requests





# Medical Division Progress

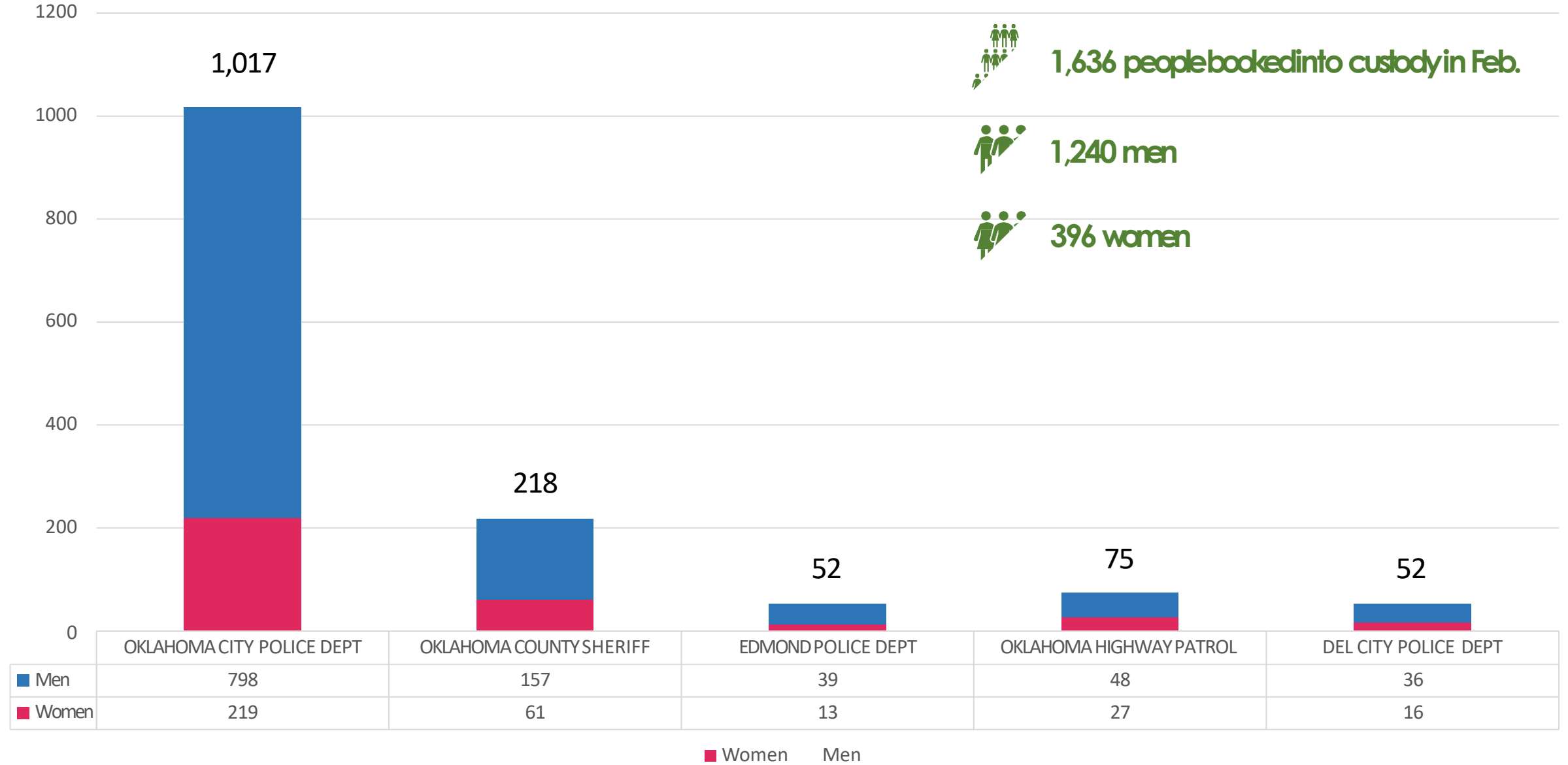
---

- ***New - Currently in talks for a new lab- staying local***
- OBGYN on staff
- Psychiatrist on staff
- In process of changing Pharmacist to local vendor
- In process of changing to a local lab vendor
- After hours support APRN to start soon
- Working with the Kitchen to refine/improve medical diets. We will be updating after their Registered Dietician reviews
- Education coordinator is making detailed job/tasks for each position to remove the silo effect and for disaster management.
- Working on ADA cells, new exam tables. OBGYN room has been cleaned





# February 2025 OKLAHOMA COUNTY TOP 5 ARRESTING AGENCIES





# STATISTICS

## Top 10 Current Charges

### Murder/Manslaughter- Current

Charges	Residents
Murder	125
Manslaughter	17
Male	113
Female	19

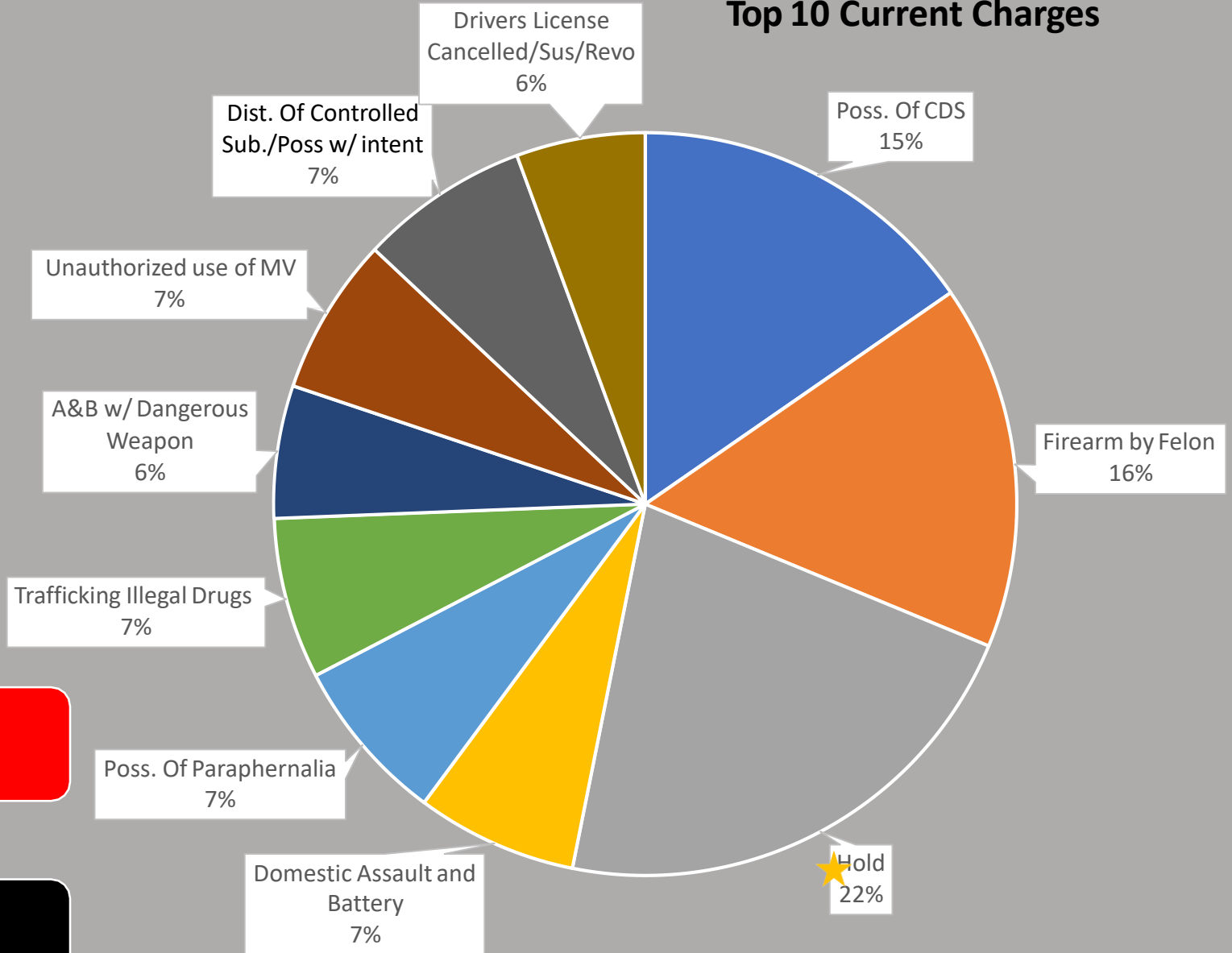
1376

- Criminal Felony

942

- Criminal Misdemeanor

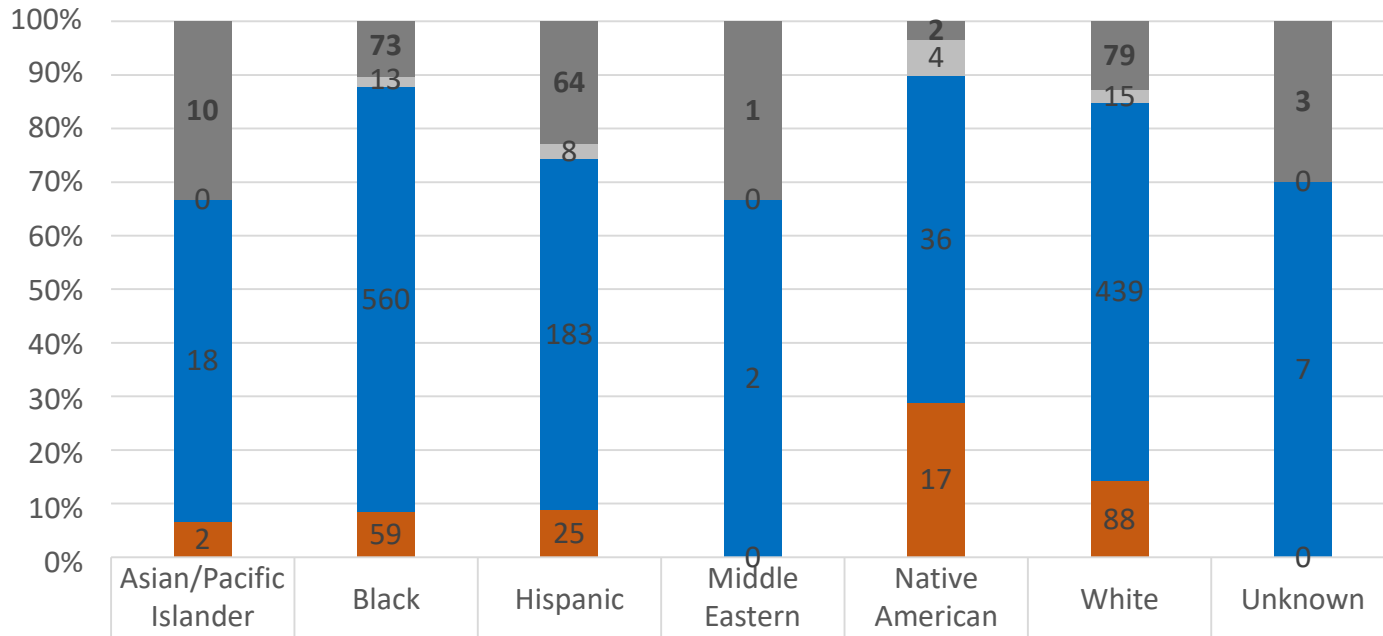
### Top 10 Current Charges





**Recidivism: Individuals Booked Feb. 1-28, 2025**  
**Males: 72.81% | Females: 69.53%**  
**55.81% of Individuals Booked in February have been booked in at least 1 previous time in last 5 years**

### Current Population: Recidivism



■ Male - No Previous	10	73	64	1	2	79	3
■ Female - No Previous	0	13	8	0	4	15	0
■ Male	18	560	183	2	36	439	7
■ Female	2	59	25	0	17	88	0

■ Female   
 ■ Male   
 ■ Female - No Previous   
 ■ Male - No Previous

Recidivism:  
 Current Female Population  
**(73.82%)**

%	Race
100%	Asian/Pacific Islander
77.97%	Black
68%	Hispanic
79.47%	Native American
71.59%	White
0%	Unknown

Recidivism:  
 Current Male Population  
**(81.40%)**

%	Race
44.44%	Asian/Pacific Islander
86.96%	Black
65.03%	Hispanic
50%	Middle Eastern
94.44%	Native American
82%	White
57.14%	Unknown



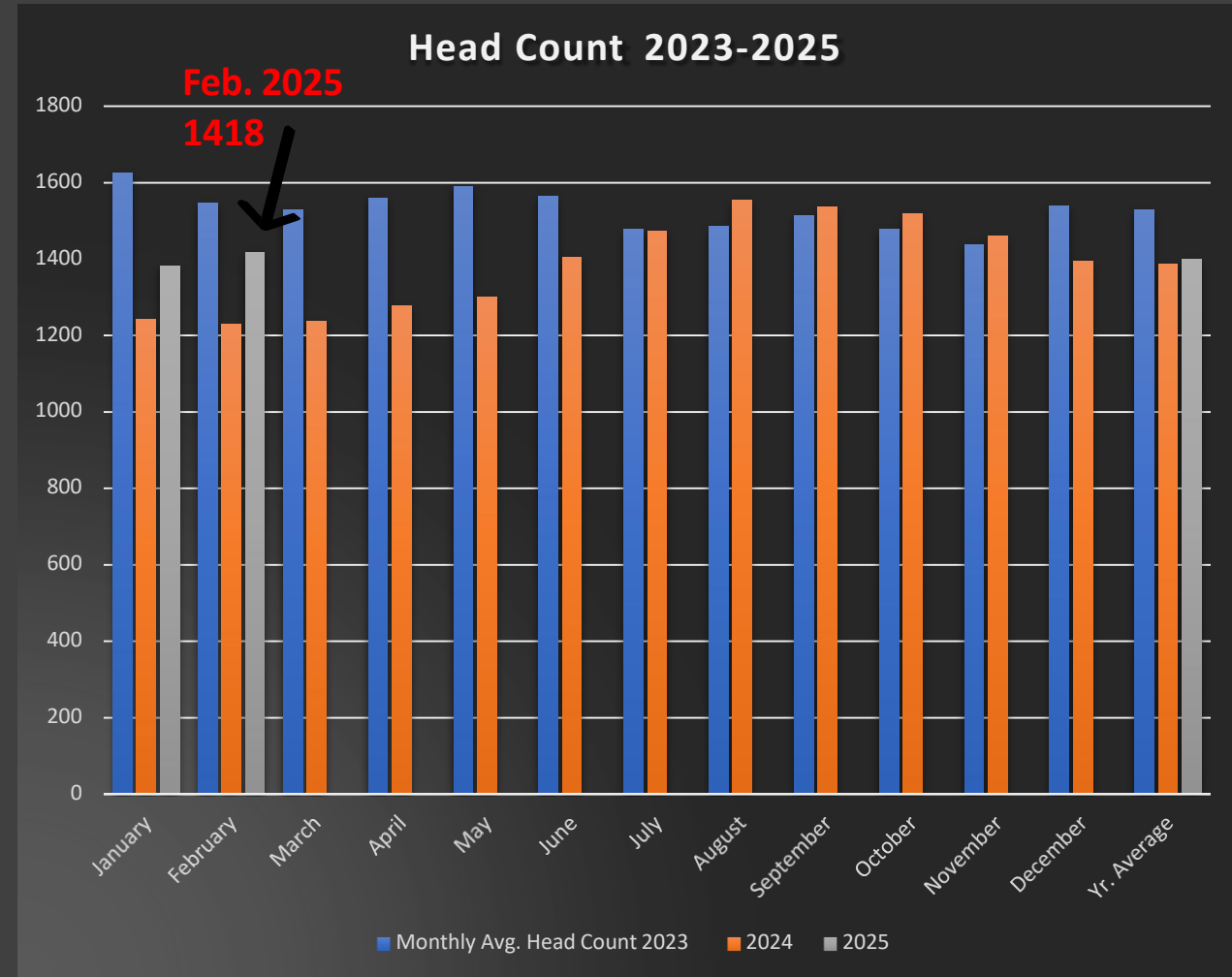
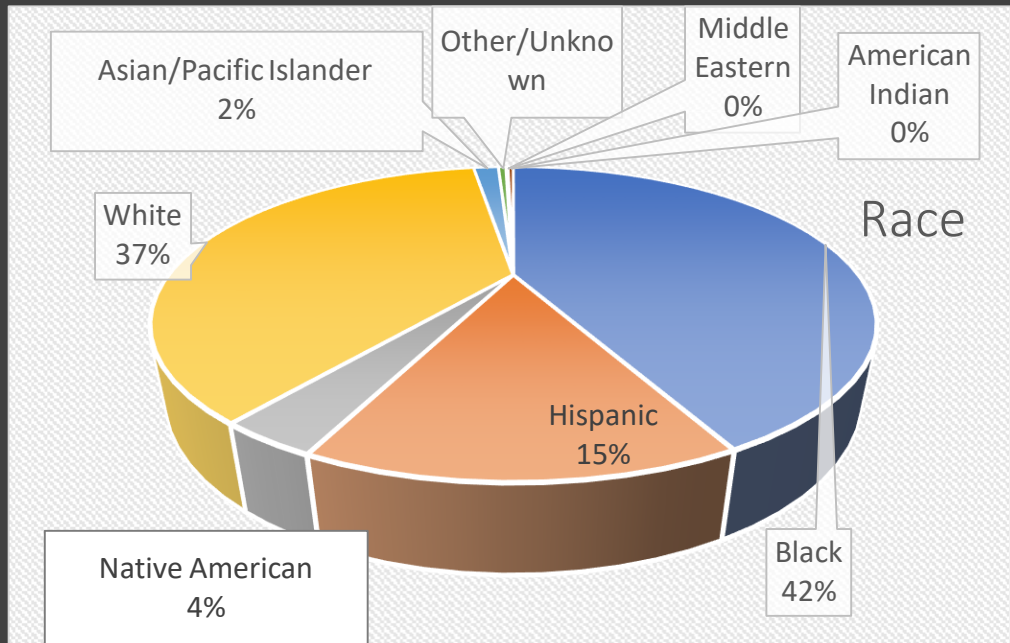


# Current Population as of March 10, 2025

# 1441

**Total Headcount  
March 10, 2024  
1218**

Count	Status
160	J&S (DOC Sentenced)
<b>Data Not Available</b>	<b>Awaiting OFC Transport</b> Avg. Wait: - Total Days Awaiting: Avg. Days in OCDC: Longest:





## Average Daily Population

2021 – 1641

2022 – 1559

2023 – 1357

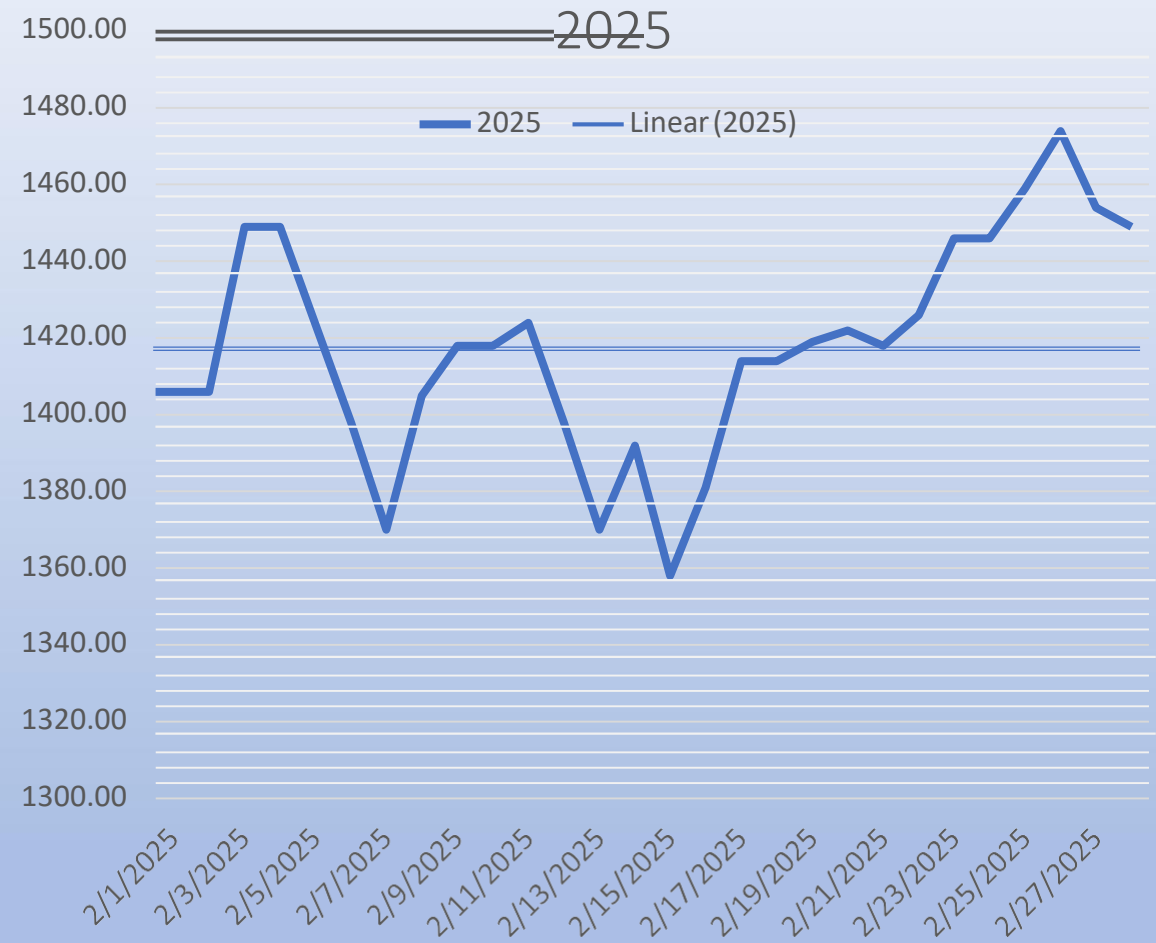
2024 – 1386

2025 - 1400

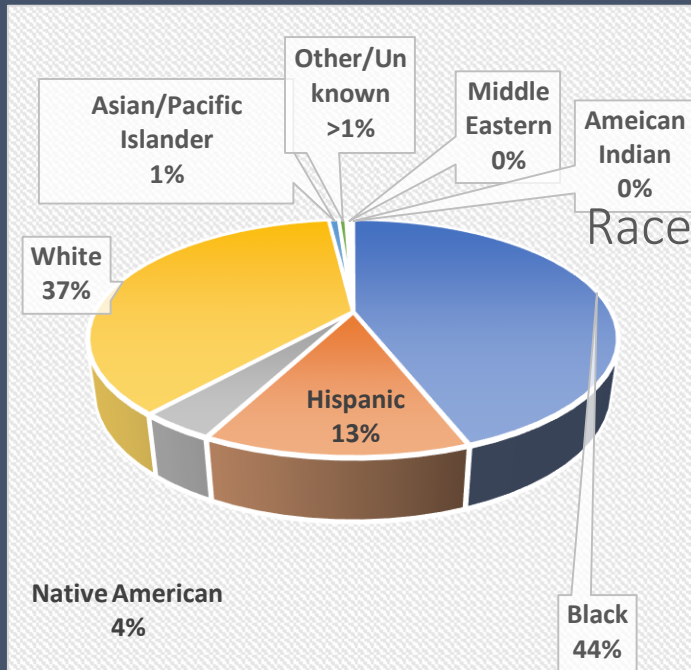

### February 2025

- **54.41**
- Average daily book-in
- **1627**
- Total number released during period
- **6.36**
- Average length of stay

### Average Daily Population– February

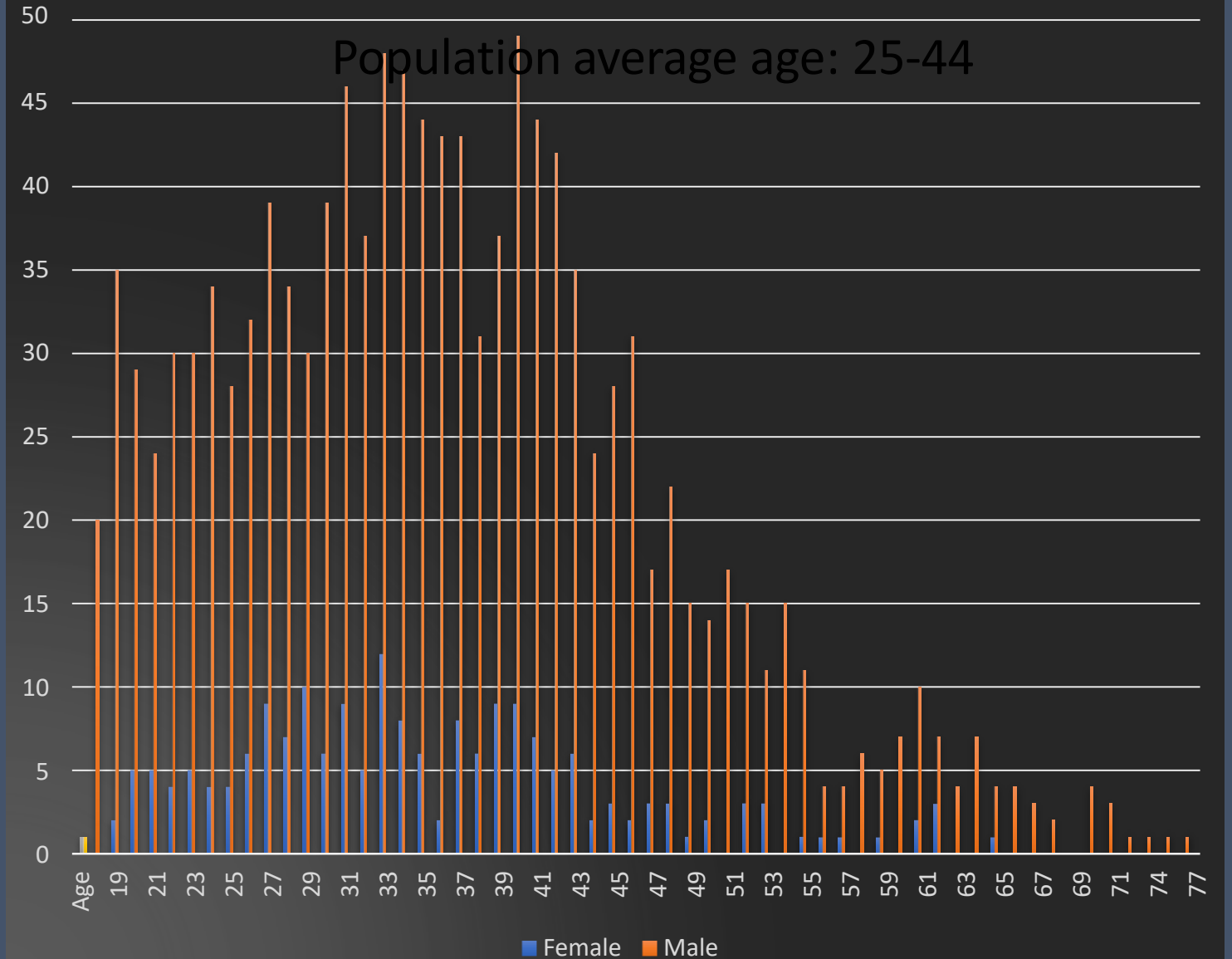


# POPULATION OVERVIEW

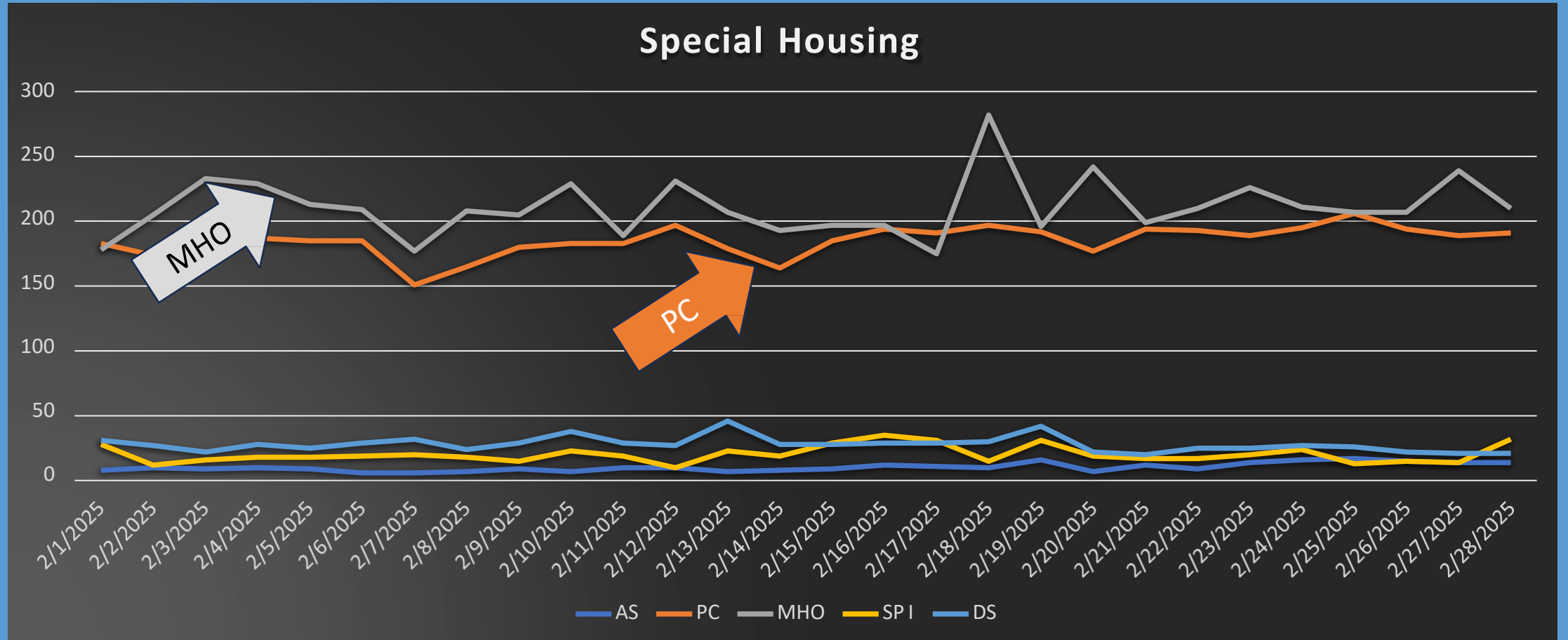


# Population Age

Population average age: 25-44



# SPECIAL HOUSING CLASSIFICATION – February 2025





# THANK YOU!

OKCOUNTYDC.NET

*The Oklahoma County Detention Center will strive to provide a safe and secure detention facility that cultivates a positive and empathetic culture, provides transparent and accountable services, and positively impacts the lives of all individuals.*